




NOVA LUCE

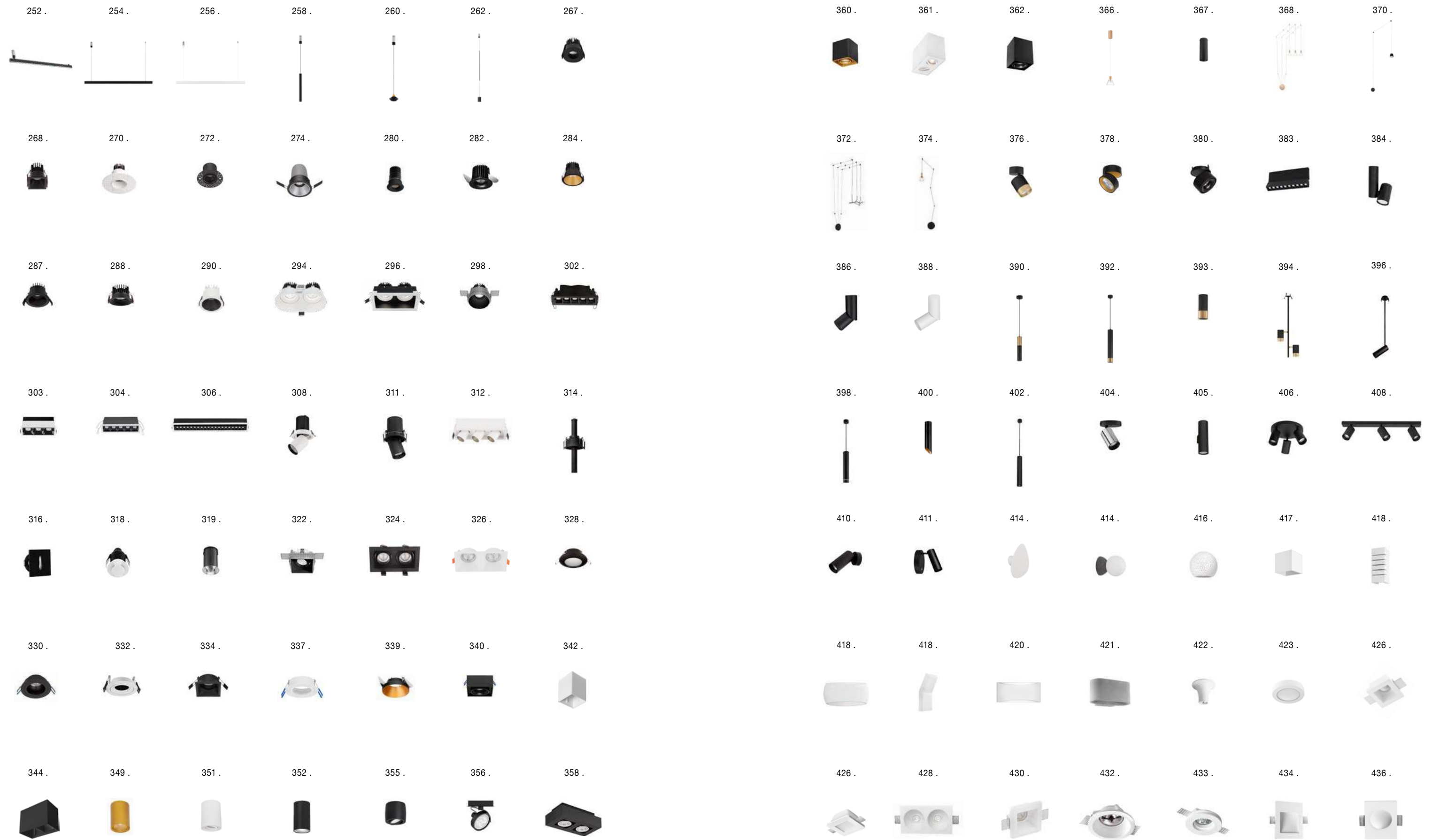
TECHNICAL
COLLECTION
2023



5 YEARS
WARRANTY

TECHNICAL







01

ULTRA SLIM MAGNETIC PROFILE
p. 010

02

BREDA FLEXIBLE MAGNETIC
PROFILE
p. 028

03

PLANET MAGNETIC PROFILE
p. 062

04

HALO MAGNETIC PROFILE
p. 086

05

BUXTON MAGNETIC PROFILE
p. 092

06

MAGNETIC DECORATIVE
LIGHTING SYSTEMS
p. 124

07

LINEAR LIGHTING PROFILES
p. 160

08

OFFICE LIGHTING
p. 182

09

PERFECT PROFILE
p. 186

10

SPOT LIGHTS & TRACK
LIGHTING SYSTEMS
p. 202

11

IMAGINE LIGHTING SYSTEMS
p. 232

12

DOWNLIGHT RECESSED SPOTS
p. 264

13

DOWNLIGHT RECESSED SPOTS GU10
p. 320

14

DECORATIVE LIGHTS
p. 364

15

GYPSUM & CONCRETE SPOT LIGHTS
p. 412


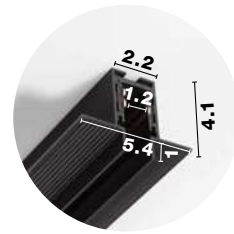
ULTRA SLIM
MAGNETIC PROFILE





RECESS APPLICATION

WITH GAP



SLIM - 9550010
 Sandy Black Aluminium
 Trimless Recessed Mounted
 Magnetic Profile
 Max Power 300Watt
 L: 100 W: 5.4 H: 4.1 cm
 Cut Out: 2.35 cm




SLIM - 9550012

Sandy Black Aluminium
 Trimless Recessed Mounted Magnetic Profile
 Max Power 300Watt
 L: 200 W: 5.4 H: 4.1 cm
 Cut Out: 2.35 cm



**INSIDE
 WIDTH
 RAIL
 1.2 CM**

WITHOUT GAP



SLIM - 9550011
 Sandy Black Aluminium
 Trimless Recessed
 Magnetic Profile
 Max Power 300Watt
 L: 100 W: 5.4 H: 4.1 cm
 Cut Out: 2.35 cm




SLIM - 9550013

Sandy Black Aluminium
 Trimless Recessed Magnetic Profile
 Max Power 300Watt
 L: 200 W: 5.4 H: 4.1 cm
 Cut Out: 2.35 cm



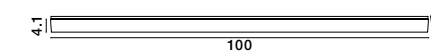
For installation instructions go on page 446
 For accessories go on page 014-026



SURFACE - PENDANT APPLICATION



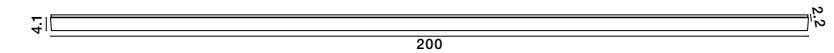
SLIM - 9550020
 Sandy Black Aluminium
 Suspend or Surface Mounted Magnetic Profile
 Max Power 300Watt
 L: 100 W: 2.2 H: 4.1 cm



**INSIDE
 WIDTH
 RAIL
 1.2 CM**



SLIM - 9550014
 Sandy Black Aluminium
 Suspend or Surface Mounted Magnetic Profile
 Max Power 300Watt
 L: 200 W: 2.2 H: 4.1 cm



For installation instructions go on page 446
 For accessories go on page 014-026





WITHOUT GAP



WITH GAP



RECESS APPLICATION



V CONNECTOR - 9560220

Sandy Black Aluminium
Vertical 90° Connector
Recessed Mounted Without Gap
L: 6 W: 6 H: 5.4 cm
Cut Out: 2.35 cm



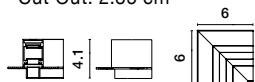
V CONNECTOR - 9550040

Sandy Black Aluminium
Vertical 90° Connector
Recessed Mounted With Gap
L: 4.6 W: 4.6 H: 5.4 cm
Cut Out: 2.35 cm



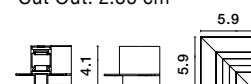
Q CONNECTOR - 9560210

Sandy Black Aluminium
Horizontal 90° Connector
Recessed Mounted Without Gap
L: 6 W: 6 H: 4.1 cm
Cut Out: 2.35 cm



Q CONNECTOR - 9550030

Sandy Black Aluminium
Horizontal 90° Connector
Recessed Mounted With Gap
L: 5.9 W: 5.9 H: 4.1 cm
Cut Out: 2.35 cm

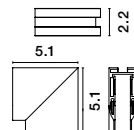


SURFACE - PENDANT APPLICATION



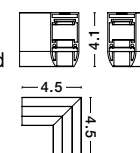
V CONNECTOR - 9550070

Sandy Black Aluminium
Vertical 90° Connector
Suspend & Surface Mounted
L: 5.1 W: 2.2 H: 5.1 cm




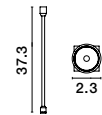
Q CONNECTOR - 9550060

Sandy Black Aluminium
Horizontal 90° Connector
Suspend & Surface Mounted
L: 4.5 W: 4.5 H: 4.1cm



For installation instructions go on page 447



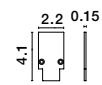


TINT - 9560040
Sandy Black Aluminium
Connector Tube
D: 2.3 H: 37.3 cm



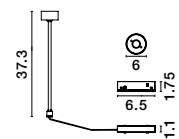
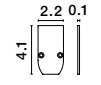
CAP - 9550080

End Cap For 9550010-11-12-13
Sandy Black Aluminium
L: 4.1 W: 2.2 H: 1.5 cm



CAP - 9550090

Sandy Black Aluminium
End Cap For 9550020-9550014
L: 4.1 W: 2.2 H: 1.5 cm

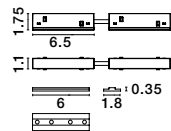


TINT - 9560030
Sandy Black Aluminium
Connector Tube
With Power Supply
D: 6 H: 37.3 cm



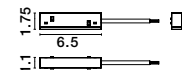
CONNECTOR - 9560010


Electrical & Mechanical Connector Used
For Conductive Connections
Between Two Tracks



POWER CONNECTOR - 9560020

Electrical Connector Used For
Conductive Connection Between Power
Supply & Track





DRIVER - 9621504
 Meanwell LED Driver 75 Watt
 Input: 100-240V AC 1.6A
 Output: 48V DC IP67
 5 Years Warranty
 L: 18 W: 6.3 H: 3.55 cm



DRIVER - 9621505
 Meanwell LED Driver 100 Watt
 Input: 100-240V AC 2A
 Output: 48V DC IP67
 5 Years Warranty
 L: 18 W: 6.3 H: 3.55 cm



DRIVER - 9621506
 Meanwell LED Driver 150 Watt
 Input: 100-240V AC 3.13A
 Output: 48V DC IP67
 5 Years Warranty
 L: 21.9 W: 6.3 H: 3.55 cm



DRIVER - 9621507
 Meanwell LED Driver 200 Watt
 Input: 100-240V AC 4.16A
 Output: 48V DC IP67
 5 Years Warranty
 L: 24.4 W: 7.1 H: 3.75 cm



DRIVER - 9621500
 Meanwell LED Driver 75 Watt
 Input: 220-240V AC IP20
 Output: 48V DC 1.6A
 L: 9.9 W: 9.7 H: 3 cm



DRIVER - 9621501
 Meanwell LED Driver 100 Watt
 Input: 220-240V AC IP20
 Output: 48V DC 2.3A
 L: 12.9 W: 9.7 H: 3 cm



DRIVER - 9621502
 Meanwell LED Driver 150 Watt
 Input: 220-240V AC IP20
 Output: 48V DC 3.3A
 L: 15.9 W: 9.7 H: 3 cm



DRIVER - 9621503
 Meanwell LED Driver 200 Watt
 Input: 220-240V AC IP20
 Output: 48V DC 4.4A
 L: 21.5 W: 11.5 H: 3 cm

MAGNETIC DECORATIVE ACCESSORIES

9010166 · 6W · 3000K
9010307 · 6W · 4000K

9010112 · 12W · 3000K
9010308 · 12W · 4000K

Adjustable

9010120 · 12W · 3000K
9010309 · 12W · 4000K

9011130 · 15W · 3000K
9010310 · 15W · 4000K

9011140 · 30W · 3000K
9010311 · 30W · 4000K

WIDTH FOR ACCESSORIES 1.1 CM

CRI 90



Photo	Code	Material	Watt	Volt	LED Chip	Dimension(cm)	Lumen	CRI	Beam Angle	Kelvin	Protection	Adj.	Driver Included	Dim.	Class
	9010166	Sandy Black Aluminium	6W	DC48V	Epistar	L:18 W:1.1 H:3.4	176Lm	>90	30°	3000K	IP20	X	X	X	II
	9010307	Sandy Black Aluminium	6W	DC48V	Epistar	L:18 W:1.1 H:3.4	156.6Lm	>90	30°	4000K	IP20	X	X	X	II
	9010112	Sandy Black Aluminium	12W	DC48V	Epistar	L:19.5 W:1.1 H:3.4	316Lm	>90	30°	3000K	IP20	X	X	X	II
	9010308	Sandy Black Aluminium	12W	DC48V	Epistar	L:19.5 W:1.1 H:3.4	438.1Lm	>90	30°	4000K	IP20	X	X	X	II
	9010120	Sandy Black Aluminium	12W	DC48V	Epistar	L:19.5 W:1.1 H:8.1	336Lm	>90	30°	3000K	IP20	√	X	X	II
	9010309	Sandy Black Aluminium	10W	DC48V	Epistar	L:19.5 W:1.1 H:8.1	336.1Lm	>90	30°	4000K	IP20	√	X	X	II
	9011130	Sandy Black Aluminium	15W	DC48V	Epistar	L:30 W:1.1 H:3.4	277.5Lm	>90	120°	3000K	IP20	X	X	X	II
	9010310	Sandy Black Aluminium	15W	DC48V	Epistar	L:30 W:1.1 H:3.4	331Lm	>90	120°	4000K	IP20	X	X	X	II
	9011140	Sandy Black Aluminium	30W	DC48V	Epistar	L:60 W:1.1 H:3.4	612Lm	>90	120°	3000K	IP20	X	X	X	II
	9010311	Sandy Black Aluminium	25W	DC48V	Epistar	L:60 W:1.1 H:3.4	554.7Lm	>90	120°	4000K	IP20	X	X	X	II

*Lifetime: 50.000 hours of usage



Rotating & Adjustable

9080010 · 5W · 3000K
9010312 · 5W · 4000K

Rotating & Adjustable

9010103 · 5W · 3000K
9010314 · 5W · 4000K

ZOOM IN ZOOM OUT 15°-36°

Rotating & Adjustable

9080020 · 10W · 3000K
9010313 · 10W · 4000K

Rotating & Adjustable

9010104 · 10W · 3000K
9010315 · 10W · 4000K

Photo	Code	Material	Watt	Volt	LED Chip	Dimension(cm)	Lumen	CRI	Beam Angle	Kelvin	Protection	Adj.	Driver Included	Dim.	Class
	9080010	Brass Gold & Sandy Black Aluminium	5W	DC48V	Bridgelux	D:4.5 W:18 H:2.5	363Lm	>90	15°-36°	3000K	IP20	√	X	X	II
	9080020	Brass Gold & Sandy Black Aluminium	10W	DC48V	Bridgelux	D:5.5 W:18 H:2.5	971Lm	>90	15°-36°	3000K	IP20	√	X	X	II
	9010103	Sandy Black Aluminium	5W	DC48V	Bridgelux	D:4.5 W:18 H:2.5	363Lm	>90	15-36°	3000K	IP20	√	X	X	II
	9010104	Sandy Black Aluminium	10W	DC48V	Bridgelux	D:5.5 W:18 H:2.5	971Lm	>90	15°-36°	3000K	IP20	√	X	X	II
	9010312	Brass Gold & Sandy Black Aluminium	5W	DC48V	Bridgelux	D:4.5 W:18 H:2.5	313Lm	>90	15°-36°	4000K	IP20	√	X	X	II
	9010313	Brass Gold & Sandy Black Aluminium	10W	DC48V	Bridgelux	D:5.5 W:18 H:2.5	971Lm	>90	15°-36°	4000K	IP20	√	X	X	II
	9010314	Sandy Black Aluminium	5W	DC48V	Bridgelux	D:4.5 W:18 H:2.5	313Lm	>90	15-36°	4000K	IP20	√	X	X	II
	9010315	Sandy Black Aluminium	10W	DC48V	Bridgelux	D:5.5 W:18 H:2.5	971Lm	>90	15°-36°	4000K	IP20	√	X	X	II

*Lifetime: 50.000 hours of usage



CRI
90

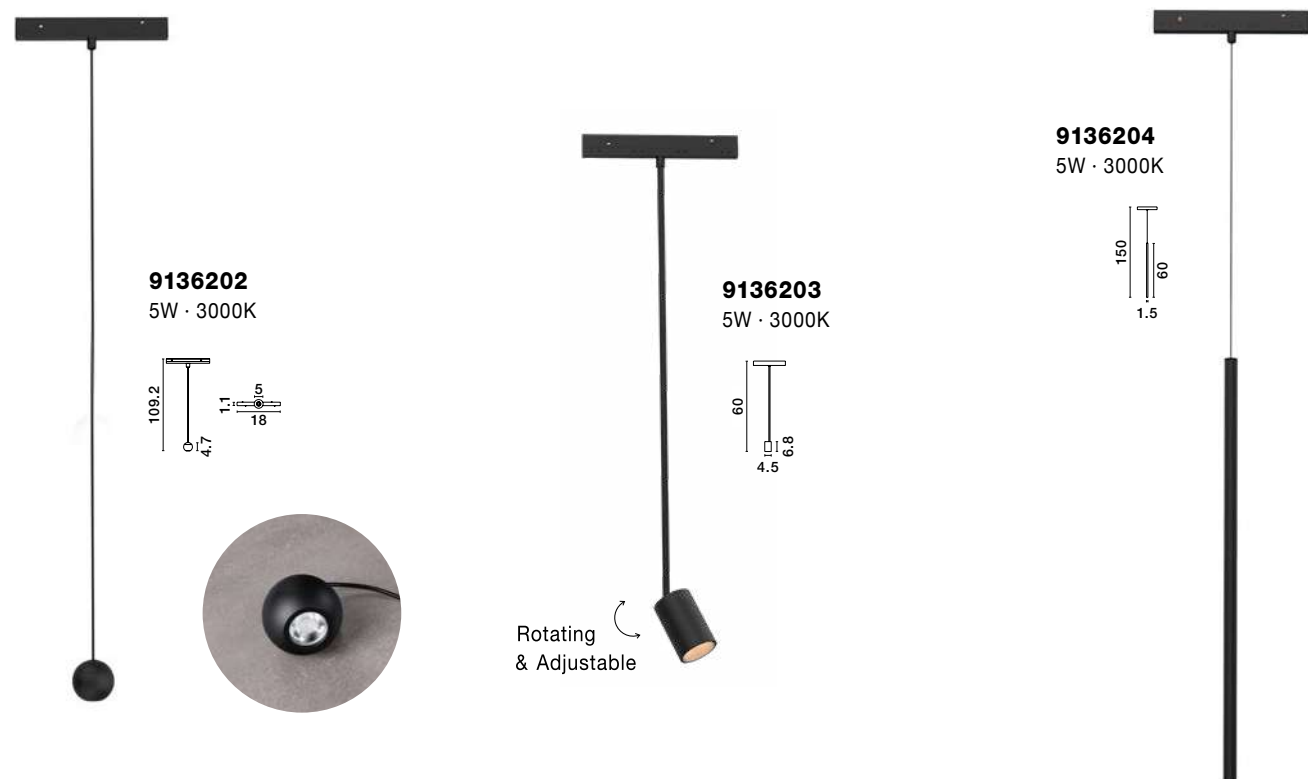


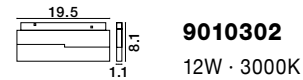
Photo	Code	Material	Watt	Volt	LED Chip	Dimension(cm)	Lumen	CRI	UGR	Beam Angle	Kelvin	Protection	Adj.	Driver Included	Dim.	Class
	9136202	Sandy Black Aluminium	5W	DC48V	Cree	D: 5 H: 100	499Lm	>90	<19	15°	3000K	IP20	X	X	X	III
	9136203	Sandy Black Aluminium	5W	DC48V	Bridgelux	D: 4.5 H: 60	444Lm	>90	<19	36°	3000K	IP20	✓	X	X	III
	9136204	Sandy Black Aluminium	5W	DC48V	Philips	D: 1.5 H: 60 Hz: 150	139Lm	>90	<25	120°	3000K	IP20	X	X	X	III

*Lifetime: 50.000 hours of usage

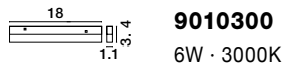




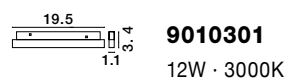
DALI Dimmable



9010302
12W · 3000K



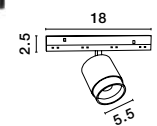
9010300
6W · 3000K



9010301
12W · 3000K



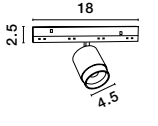
Rotating & Adjustable



9010306
10W · 3000K
15° 36°

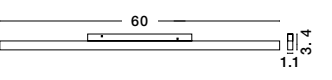


Rotating & Adjustable

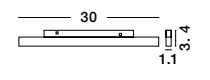


9010305
5W · 3000K
15° 36°

WIDTH FOR ACCESSORIES
1.1 CM



9010304
30W · 3000K

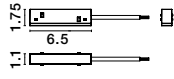


9010303
15W · 3000K



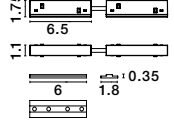
DALI POWER CONNECTOR - 9560035

Electrical Connector with four cables Used For Conductive Connection Between Power Supply & Track



DALI CONNECTOR - 9560011

Electrical & Mechanical Connector Used For Conductive Connections Between Two Tracks



DALI BUS - 9010130

Power Supply 100-240V



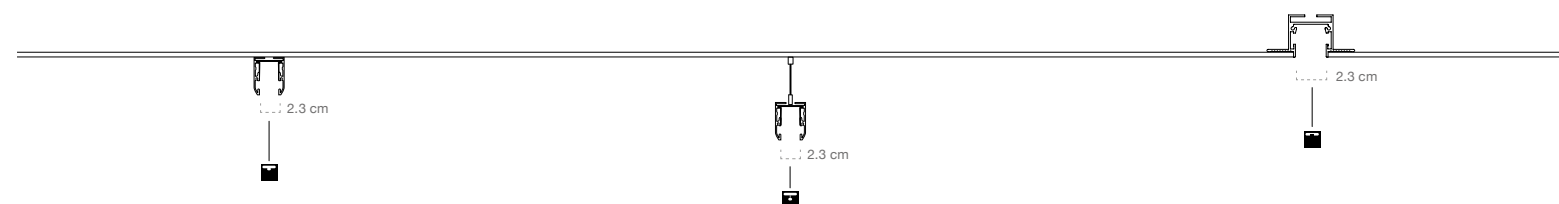
CRI 90

Photo	Code	Material	Watt	Volt	LED Chip	Dimension (cm)	Lumen	CRI	Beam Angle	Kelvin	Protection	Adj.	Driver Included	Dim.	Class
	9010300	Sandy Black Aluminium	6W	DC48V	Epistar	L:18 W:1.1 H:3.4	152Lm	>90	30°	3000K	IP20	X	X	✓	II
	9010301	Sandy Black Aluminium	12W	DC48V	Epistar	L:19.5 W:1.1 H:3.4	282Lm	>90	30°	3000K	IP20	X	X	✓	II
	9010302	Sandy Black Aluminium	12W	DC48V	Epistar	L:19.5 W:1.1 H:3.4	348Lm	>90	30°	3000K	IP20	✓	X	✓	II
	9010303	Sandy Black Aluminium	15W	DC48V	Epistar	L:30 W:1.1 H:3.4	277.5Lm	>90	120°	3000K	IP20	X	X	✓	II
	9010304	Sandy Black Aluminium	30W	DC48V	Epistar	L:60 W:1.1 H:3.4	612Lm	>90	120°	3000K	IP20	X	X	✓	II
	9010305	Brass Gold & Sandy Black Aluminium	5W	DC48V	Bridgelux	D:4.5 L:18 H:2.5	267.5Lm	>90	15°-36°	3000K	IP20	✓	X	✓	II
	9010306	Brass Gold & Sandy Black Aluminium	10W	DC48V	Bridgelux	D:5.5 L:18 H:2.5	719Lm	>90	15°-36°	3000K	IP20	✓	X	✓	II

*Lifetime: 50.000 hours of usage

BREDA FLEXIBLE
MAGNETIC PROFILE





RECESS APPLICATION

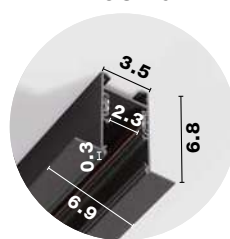


BREDA - 9010183
 Sandy Black Aluminium
 Trimless Recessed Mounted
 Max Power 300Watt
 L: 100 W: 6.9 H: 6.8 cm
 Cut Out: 3.6 cm



**INSIDE
 WIDTH
 RAIL
 2.3 CM**

WITHOUT GAP



BREDA - 9010184
 Sandy Black Aluminium
 Trimless Recessed Mounted
 Max Power 300Watt
 L: 200 W: 6.9 H: 6.8 cm
 Cut Out: 3.6 cm




SURFACE - PENDANT APPLICATION



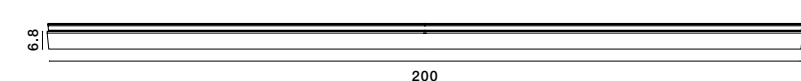
BREDA - 9010185
 Sandy Black Aluminium
 Surface Mounted
 Max Power 300Watt
 L: 100 W: 3.5 H: 6.8 cm



**INSIDE
 WIDTH
 RAIL
 2.3 CM**



BREDA - 9010186
 Sandy Black Aluminium
 Surface Mounted
 Max Power 300Watt
 L: 200 W: 3.5 H: 6.8 cm



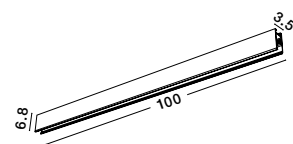
For accessories go on page 034-039, 048-060





BREDA - 9010187

Sandy Black Aluminium
For Suspend Mounted
Upside Light LED 16 Watt
1068Lm 3000K AC220V IP20
CRI>90 UGR<22
L: 100 W: 3.5 H: 6.8 cm



VIEW FROM BELOW

VIEW FROM ABOVE

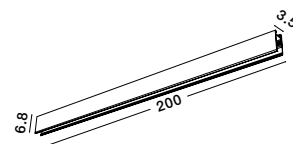


LIGHT FROM THE TOP SIDE



BREDA - 9010188

Sandy Black Aluminium
For Suspend Mounted
Upside Light LED 32 Watt
2000Lm 3000K AC220V IP20
CRI>90 UGR<22
L: 200 W: 3.5 H: 6.8 cm



INSIDE
WIDTH
RAIL
2.3 CM



KIT - 9010210

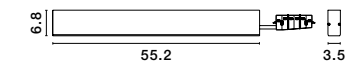
For Magnetic Track
Suspend Accessories

For accessories go on page 048-060



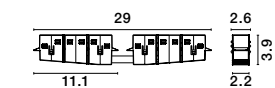


DRIVER BOX - 9010212



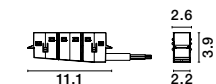
Sandy Black Aluminium
Driver Box 144 Watt
Included Driver DC48V

Compatible For Breda Rail:
9010185, 9010186, 9010187,
9010188, 9010192, 9010193



POWER CONNECTOR - 9010202

Mechanical-Electrical Connector
Used On Recess & Surface Magnetic
Profile To Connect Two Profiles Together



POWER CONNECTOR - 9010203

Mechanical-Electrical Connector
Used On Recess & Surface Magnetic
Profile To Connect Two Profiles Together




CONNECTOR - 9010211

Sandy Black Aluminium
Track End Cap
Suspend Accessories



END CAP - 9010189

Sandy Black Aluminium
Track End Cap
L: 3.3 W: 1.5 H: 6.7 cm



TRACK DRIVER - 9010318

Track Driver 100 Watt
Input: 220-240V AC
Output: 48V
L: 25 W: 2.3 H: 5.5 cm

Compatible For Breda Rail:
9010183, 9010184, 9010185,
9010186, 9010187, 9010188



TRACK DRIVER - 9010319

Track Driver 200 Watt
Input: 220-240V AC
Output: 48V
L: 30.5 W: 2.3 H: 5.5 cm

Compatible For Breda Rail:
9010183, 9010184, 9010185,
9010186, 9010187, 9010188



DRIVER - 9621504

Meanwell LED Driver 75 Watt
Input: 100-240V AC 1.6A
Output: 48V DC IP67
5 Years Warranty
L: 18 W: 6.3 H: 3.55 cm



DRIVER - 9621505

Meanwell LED Driver 100 Watt
Input: 100-240V AC 2A
Output: 48V DC IP67
5 Years Warranty
L: 18 W: 6.3 H: 3.55 cm



DRIVER - 9621506

Meanwell LED Driver 150 Watt
Input: 100-240V AC 3.13A
Output: 48V DC IP67
5 Years Warranty
L: 21.9 W: 6.3 H: 3.55 cm



DRIVER - 9621507

Meanwell LED Driver 200 Watt
Input: 100-240V AC 4.16A
Output: 48V DC IP67
5 Years Warranty
L: 24.4 W: 7.1 H: 3.75 cm



DRIVER - 9621500

Meanwell LED Driver 75 Watt
Input: 220-240V AC IP20
Output: 48V DC 1.6A
L: 9.9 W: 9.7 H: 3 cm



DRIVER - 9621501

Meanwell LED Driver 100 Watt
Input: 220-240V AC IP20
Output: 48V DC 2.3A
L: 12.9 W: 9.7 H: 3 cm



DRIVER - 9621502

Meanwell LED Driver 150 Watt
Input: 220-240V AC IP20
Output: 48V DC 3.3A
L: 15.9 W: 9.7 H: 3 cm



DRIVER - 9621503

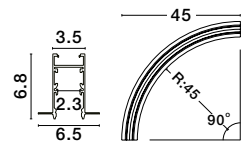
Meanwell LED Driver 200 Watt
Input: 220-240V AC IP20
Output: 48V DC 4.4A
L: 21.5 W: 11.5 H: 3 cm

For installation instructions
go on page 448



WITHOUT GAP

RECESS APPLICATION



CURVE - 9010190

Sandy Black Aluminium Curve Track Used For Recessed Anlge: 90°
Combine 4 Pieces
To Make a Circle D: 90 cm
R: 45 W: 6.5 H: 6.8 cm
Cut Out: 3.6 cm

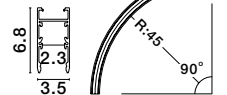


CURVE - 9010191

Sandy Black Aluminium Curve Track Used For Recessed Anlge: 90°
Combine 4 Pieces
To Make a Circle D: 120 cm
R: 60 W: 6.5 H: 6.8 cm
Cut Out: 3.6 cm

INSIDE WIDTH RAIL 2.3 CM

SURFACE - PENDANT APPLICATION



CURVE - 9010192

Sandy Black Aluminium Curve Track Used For Surface Mounted Anlge: 90°
Combine 4 Pieces
To Make a Circle D: 90 cm
R: 45 W: 3.5 H: 6.8 cm



CURVE - 9010193

Sandy Black Aluminium Curve Track Used For Surface Mounted Anlge: 90°
Combine 4 Pieces
To Make a Circle D: 120 cm
R: 60 W: 3.5 H: 6.8 cm

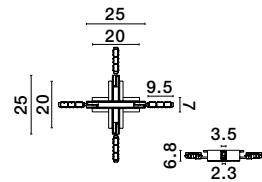
For accessories go on page 048-056



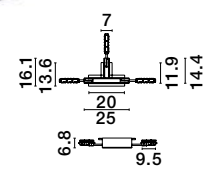


WITHOUT GAP

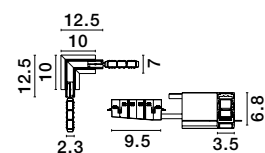
RECESS APPLICATION



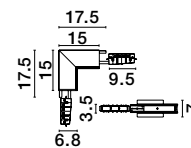
X CONNECTOR - 9010198
Sandy Black Aluminium
Cross Corner Connector For
Recessed Mounted
L: 25 W: 7 H: 6.8 cm
Cut Out: 3.6 cm



T CONNECTOR - 9010199
Sandy Black Aluminium
T Corner Connector For
Recessed Mounted
L: 25 W: 7 H: 6.8 cm
Cut Out: 3.6 cm

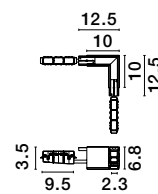


Q CONNECTOR - 9010196
Sandy Black Aluminium
Horizontal 90° Connector For
Recessed Mounted
L: 12.5 W: 7 H: 6.8 cm
Cut Out: 3.6 cm

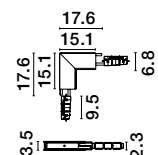


V CONNECTOR - 9010197
Sandy Black Aluminium
Vertical 90° Connector For
Recessed Mounted
L: 17.5 W: 7 H: 6.8 cm
Cut Out: 3.6 cm

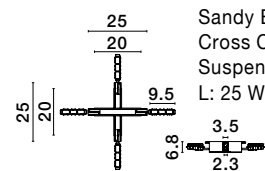
SURFACE - PENDANT APPLICATION



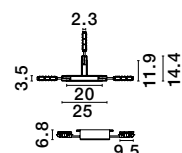
Q CONNECTOR - 9010194
Sandy Black Aluminium
Horizontal 90° Connector For
Suspend & Surface Mounted
L: 12.5 W: 3.5 H: 6.8 cm



V CONNECTOR - 9010195
Sandy Black Aluminium
Vertical 90° Connector For
Suspend & Surface Mounted
L: 17.6 W: 3.5 H: 6.8 cm




X CONNECTOR - 9010200
Sandy Black Aluminium
Cross Corner Connector For
Suspend & Surface Mounted
L: 25 W: 3.5 H: 6.8 cm



T CONNECTOR - 9010201
Sandy Black Aluminium
T Corner Connector For
Surface & Suspend Mounted
L: 25 W: 3.5 H: 6.8 cm

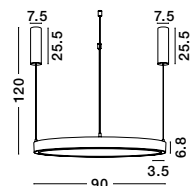






SONIK - 9010180

Sandy Black Aluminium
LED Upside Light 40W CRI>90
Down Side Capability 30W
Driver 100W 220-240V
3080Lm 3000K
IP20 Beam Angle: 120°
D: 90 W: 3.5 H: 120 cm

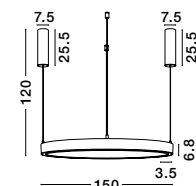
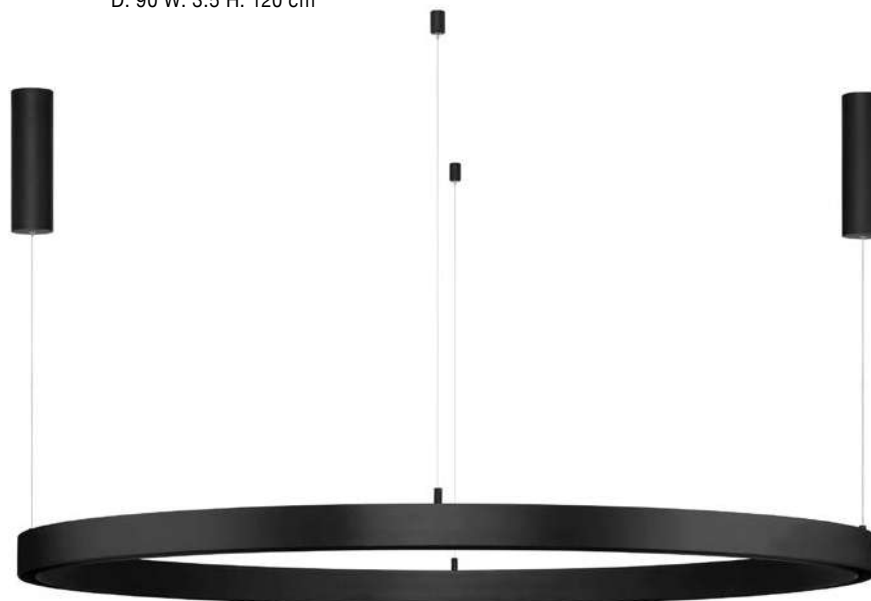
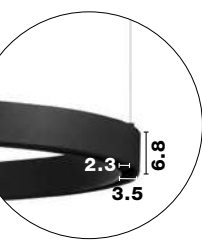
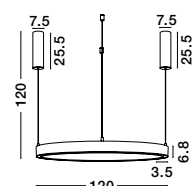


**LIGHT UP
& DOWN
MAGNETIC**



SONIK - 9010181

Sandy Black Aluminium
LED Upside Light 55W CRI>90
Down Side Capability 40W
Driver 100W 220-240V
3277Lm 3000K
IP20 Beam Angle: 120°
D: 120 W: 3.5 H: 120 cm



SONIK - 9010182

Sandy Black Aluminium
LED Upside Light 65W CRI>90
Down Side Capability 50W
Driver 100W 220-240V
4042Lm 3000K
IP20 Beam Angle: 120°
D: 150 W: 3.5 H: 120 cm



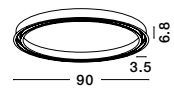
For accessories go on page 048-056



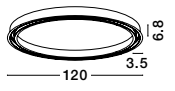


WITHOUT GAP

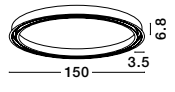
RECESS APPLICATION



REACT . 9010204
Sandy Black Aluminium
Circle For Recessed Mounted
D: 90 W: 3.5 H: 6.8 cm
Cut Out: 3.6 cm



REACT . 9010205
Sandy Black Aluminium
Circle For Recessed Mounted
D: 120 W: 3.5 H: 6.8 cm
Cut Out: 3.6 cm



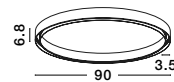
REACT . 9010206
Sandy Black Aluminium
Circle For Recessed Mounted
D: 150 W: 3.5 H: 6.8 cm
Cut Out: 3.6 cm

For accessories go on page 048-056

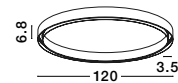




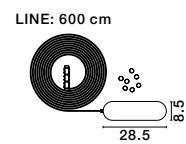
SURFACE - PENDANT APPLICATION




REACT - 9010207
Sandy Black Aluminium
Circle For Surface Mounted
D: 90 W: 3.5 H: 6.8 cm



REACT - 9010208
Sandy Black Aluminium
Circle For Surface Mounted
D: 120 W: 3.5 H: 6.8 cm



DRIVER BOX - 9010213
Sandy Black Aluminium
Driver Box 150 Watt
Meanwell Driver DC48V
Compatible For 9010207,
9010208, 9010209



REACT - 9010209
Sandy Black Aluminium
Circle For Surface Mounted
D: 150 W: 3.5 H: 6.8 cm



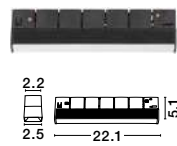
For accessories go on page 048-056



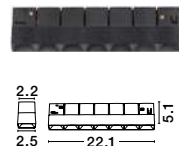
MAGNETIC DECORATIVE FLEXIBLE ACCESSORIES



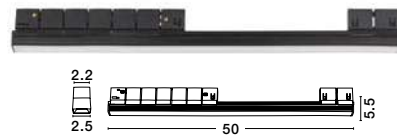
FLEXIBLE



9010170 · 10W · 3000K
9010171 · 10W · 4000K

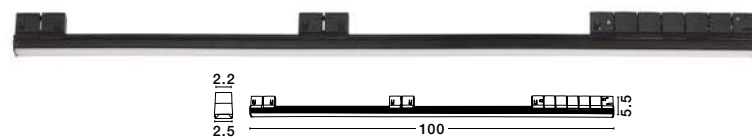


9010168 · 10W · 3000K
9010169 · 10W · 4000K



9010176 · 10W · 3000K
9010178 · 10W · 4000K

WIDTH
FOR
ACCESSORIES
2.2 CM



CRI
90

9010177 · 20W · 3000K
9010179 · 20W · 4000K



Photo	Code	Material	Watt	Volt	LED Chip	Dimension(cm)	Lumen	CRI	UGR	Beam Angle	Kelvin	Protection	Adj.	Driver Included	Dim.	Class
	9010168	Sandy Black Aluminium	10W	DC48V	Philips	L: 22.1 W: 2.2 H: 5.1	976Lm	>90	<12	36°	3000K	IP20	X	X	X	III
	9010169	Sandy Black Aluminium	10W	DC48V	Philips	L: 22.1 W: 2.2 H: 5.1	924Lm	>90	<12	36°	4000K	IP20	X	X	X	III
	9010170	Sandy Black Aluminium	10W	DC48V	Philips	L: 22.1 W: 2.2 H: 5.1	423Lm	>90	<12	120°	3000K	IP20	X	X	X	III
	9010171	Sandy Black Aluminium	10W	DC48V	Philips	L: 22.1 W: 2.2 H: 5.1	540Lm	>90	<12	120°	4000K	IP20	X	X	X	III
	9010176	Sandy Black Aluminium	10W	DC48V	Philips	L: 50 W: 2.2 H: 5.5	482Lm	>90	<12	120°	3000K	IP20	X	X	X	III
	9010178	Sandy Black Aluminium	10W	DC48V	Philips	L: 50 W: 2.2 H: 5.5	485Lm	>90	<12	120°	4000K	IP20	X	X	X	III
	9010177	Sandy Black Aluminium	20W	DC48V	Philips	L: 100.3 W: 2.2 H: 5.5	1005Lm	>90	<12	120°	3000K	IP20	X	X	X	III
	9010179	Sandy Black Aluminium	20W	DC48V	Philips	L: 100.3 W: 2.2 H: 5.5	1015Lm	>90	<12	120°	4000K	IP20	X	X	X	III

*Lifetime: 50.000 hours of usage



WIDTH FOR ACCESSORIES 2.2 CM

CRI 90

9010172 · 5W · 3000K
9010173 · 5W · 4000K

Rotating & Adjustable

9010174 · 10W · 3000K
9010175 · 10W · 4000K

Rotating & Adjustable

ZOOM IN ZOOM OUT 15°-36°

9010100
 5W · 3000K

Rotating & Adjustable

9010101 · 10W · 3000K
9010102 · 10W · 4000K

Rotating & Adjustable

Photo	Code	Material	Watt	Volt	LED Chip	Dimension(cm)	Lumen	CRI	UGR	Beam Angle	Kelvin	Protection	Adj.	Driver Included	Dim.	Class
	9010172	Brass Gold & Sandy Black Aluminium	5W	DC48V	Ledteen	D: 4.4 H: 22.1 L: 13.2	269Lm	>90	<12	15°-36°	3000K	IP20	√	X	X	III
	9010173	Brass Gold & Sandy Black Aluminium	5W	DC48V	Ledteen	D: 4.4 H: 22.1 L: 13.2	471Lm	>90	<12	15°-36°	4000K	IP20	√	X	X	III
	9010174	Brass Gold & Sandy Black Aluminium	10W	DC48V	Bridgelux	D: 5.5 H: 22.1 L: 14.3	955Lm	>90	<12	15°-36°	3000K	IP20	√	X	X	III
	9010175	Brass Gold & Sandy Black Aluminium	10W	DC48V	Bridgelux	D: 5.5 H: 22.1 L: 14.3	1164Lm	>90	<12	15°-36°	4000K	IP20	√	X	X	III
	9010100	Sandy Black Aluminium	5W	DC48V	Ledteen	D: 4.5 H: 22.1	269Lm	>90	<12	15°-36°	3000K	IP20	√	X	X	III
	9010101	Sandy Black Aluminium	10W	DC48V	Bridgelux	D: 5.5 H: 22.1	955Lm	>90	<12	15°-36°	3000K	IP20	√	X	X	III
	9010102	Sandy Black Aluminium	10W	DC48V	Bridgelux	D: 5.5 H: 22.1	1164Lm	>90	<12	15°-36°	4000K	IP20	√	X	X	III

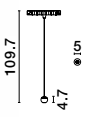
*Lifetime: 50.000 hours of usage



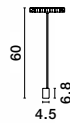
WIDTH FOR ACCESSORIES 2.2 CM



9136195
5W · 3000K



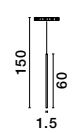
Rotating & Adjustable



9136196
5W · 3000K



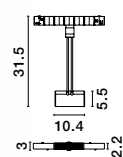
9136197
5W · 3000K



CRI 90



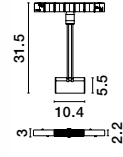
Adjustable



9136199
6W · 3000K




Adjustable



9136198
6W · 3000K

Photo	Code	Material	Watt	Volt	LED Chip	Dimension(cm)	Lumen	CRI	UGR	Beam Angle	Kelvin	Protection	Adj.	Driver Included	Dim.	Class
	9136195	Sandy Black Aluminium	5W	DC48V	Cree	D: 5 H: 100	498Lm	>90	<19	15°	3000K	IP20	X	X	X	III
	9136196	Sandy Black Aluminium	5W	DC48V	Bridgelux	D: 4.5 H: 60	444Lm	>90	<16	36°	3000K	IP20	√	X	X	III
	9136197	Sandy Black Aluminium	5W	DC48V	Philips	D: 1.5 H: 60 H2: 150	138Lm	>90	<25	120°	3000K	IP20	X	X	X	III
	9136198	Sandy Black Aluminium	6W	DC48V	Philips	L: 10.4 W: 2.2 H: 5.4 H2: 31	277Lm	>90	<19	30°	3000K	IP20	√	X	X	III
	9136199	Sandy Black Aluminium	6W	DC48V	Philips	L: 10.4 W: 2.2 H: 5.4 H2: 31	175Lm	>90	<25	120°	3000K	IP20	√	X	X	III

*Lifetime: 50.000 hours of usage

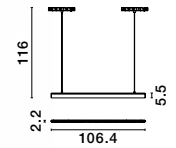




CRI 90



9136200
24W · 3000K



COB LINEAR



WIDTH FOR ACCESSORIES 2.2 CM

SMD LINEAR



9136201
24W · 3000K

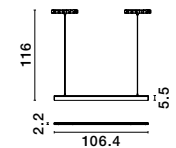


Photo	Code	Material	Watt	Volt	LED Chip	Dimension(cm)	Lumen	CRI	UGR	Beam Angle	Kelvin	Protection	Adj.	Driver Included	Dim.	Class
	9136200	Sandy Black Aluminium	24W	DC48V	Philips	L: 106 W: 2.2 H: 5.4 H2: 116	2121Lm	>90	<16	30°	3000K	IP20	X	X	X	III
	9136201	Sandy Black Aluminium	24W	DC48V	Philips	L: 106 W: 2.2 H: 5.4 H2: 116	1165Lm	>90	<25	120°	3000K	IP20	X	X	X	III

*Lifetime: 50.000 hours of usage






DALI Dimmable

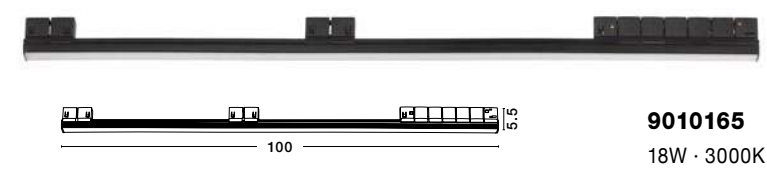
CRI 90



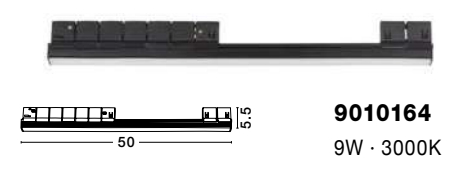
9010160
10W · 3000K



9010161
10W · 3000K



9010165
18W · 3000K



9010164
9W · 3000K



9010162
5W · 3000K

Rotating & Adjustable



9010163
10W · 3000K

Rotating & Adjustable



DALI BUS - 9010130
Power Supply
100-240V

WIDTH FOR ACCESSORIES 2.2 CM

Photo	Code	Material	Watt	Volt	LED Chip	Dimension (cm)	Lumen	CRI	UGR	Beam Angle	Kelvin	Protection	Adj.	Driver Included	Dim.	Class
	9010160	Sandy Black Aluminium	10W	DC48V	Philips	L: 22.1 W: 2.2 H: 5.1	976Lm	>90	<12	36°	3000K	IP20	X	X	√	III
	9010161	Sandy Black Aluminium	10W	DC48V	Philips	L: 22.1 W: 2.2 H: 5.1	423Lm	>90	<12	120°	3000K	IP20	X	X	√	III
	9010162	Brass Gold & Sandy Black Aluminium	5W	DC48V	Philips	D: 4.4 L: 22.1 H: 13.2	282Lm	>90	<12	15°-36°	3000K	IP20	√	X	√	III
	9010163	Brass Gold & Sandy Black Aluminium	10W	DC48V	Philips	D: 5.5 L: 22.1 H: 14.3	955Lm	>90	<12	15°-36°	3000K	IP20	√	X	√	III
	9010164	Sandy Black Aluminium	9W	DC48V	Philips	L: 50 W: 2.2 H: 5.5	494Lm	>90	<12	120°	3000K	IP20	X	X	√	III
	9010165	Sandy Black Aluminium	18W	DC48V	Philips	L: 100.3 W: 2.2 H: 5.5	1005Lm	>90	<12	120°	3000K	IP20	X	X	√	III

*Lifetime: 50.000 hours of usage

HOW TO CONNECT DALI DIMMABLE GO TO PAGE 448



MAGNETIC DECORATIVE NON FLEXIBLE ACCESSORIES




Photo	Code	Material	Watt	Volt	LED Chip	Dimension(cm)	Lumen	CRI	UGR	Beam Angle	Kelvin	IP	Adj.	Driver Incl.	Dim.	Class
	9010236	Sandy Black Aluminium	10W	DC48V	Philips	L: 22.1 W: 2.2 H: 5.1	538Lm	>90	<12	45°	3000K	IP20	X	X	X	III
	9010237	Sandy Black Aluminium	10W	DC48V	Philips	L: 22.1 W: 2.2 H: 5.1	543Lm	>90	<12	45°	4000K	IP20	X	X	X	III
	9010238	Sandy Black Aluminium	6W	DC48V	Philips	L: 22.1 W: 2.2 H: 5.1	200Lm	>90	<12	120°	3000K	IP20	X	X	X	III
	9010239	Sandy Black Aluminium	6W	DC48V	Philips	L: 22.1 W: 2.2 H: 5.1	207Lm	>90	<12	120°	4000K	IP20	X	X	X	III
	9010240	Sandy Black Aluminium	15W	DC48V	Philips	L: 50 W: 2.2 H: 5.1	566Lm	>90	<12	120°	3000K	IP20	X	X	X	III
	9010241	Sandy Black Aluminium	15W	DC48V	Philips	L: 50 W: 2.2 H: 5.1	601Lm	>90	<12	120°	4000K	IP20	X	X	X	III
	9010242	Sandy Black Aluminium	6W	DC48V	Philips	L: 22.1 W: 2.2 H: 5.1	71Lm	>90	<12	120°	3000K	IP20	X	X	X	III
	9010243	Sandy Black Aluminium	6W	DC48V	Philips	L: 22.1 W: 2.2 H: 5.1	75Lm	>90	<12	120°	4000K	IP20	X	X	X	III
	9010244	Sandy Black Aluminium	15W	DC48V	Philips	L: 50 W: 2.2 H: 5.1	206Lm	>90	<12	120°	3000K	IP20	X	X	X	III
	9010245	Sandy Black Aluminium	15W	DC48V	Philips	L: 50 W: 2.2 H: 5.1	214Lm	>90	<12	120°	4000K	IP20	X	X	X	III
	9010246	Sandy Black Aluminium	15W	DC48V	Philips	L: 24.5 W: 2.2 H: 14.5	737Lm	>90	<16	30°	3000K	IP20	✓	X	X	III
	9010247	Sandy Black Aluminium	15W	DC48V	Philips	L: 24.5 W: 2.2 H: 14.5	434Lm	>90	<12	120°	3000K	IP20	✓	X	X	III

*Lifetime: 50.000 hours of usage





DALI
Dimmable



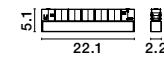
WIDTH
FOR
ACCESSORIES
2.2 CM



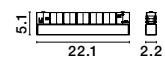
9010248



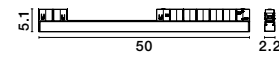
9010248
10W · 3000K



9010249
6W · 4000K



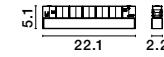
9010250
15W · 3000K



9010251



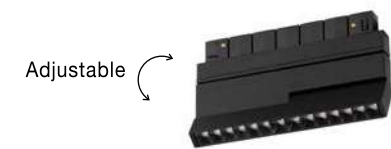
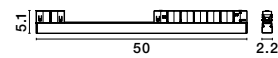
9010251
6W · 3000K



ANTI
GLARE
NETWORK

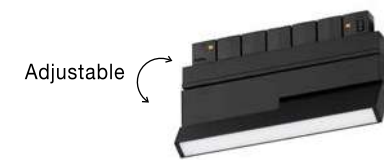
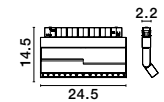


9010252
15W · 3000K



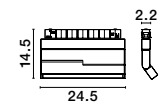
Adjustable

9010253
15W · 3000K



Adjustable

9010254
15W · 3000K



CRI
90

Photo	Code	Material	Watt	Volt	LED Chip	Dimension(cm)	Lumen	CRI	UGR	Beam Angle	Kelvin	Protection	Adj.	Driver Included	Dim.	Class
	9010248	Sandy Black Aluminium	10W	DC48V	Philips	L: 22.1 W: 2.2 H: 5.1	538Lm	>90	<12	30°	3000K	IP20	X	X	√	III
	9010249	Sandy Black Aluminium	6W	DC48V	Philips	L: 22.1 W: 2.2 H: 5.1	207Lm	>90	<12	120°	4000K	IP20	X	X	√	III
	9010251	Sandy Black Aluminium	6W	DC48V	Philips	L: 22.1 W: 2.2 H: 5.1	71Lm	>90	<12	120°	3000K	IP20	X	X	√	III
	9010250	Sandy Black Aluminium	15W	DC48V	Philips	L: 50 W: 2.2 H: 5.1	566Lm	>90	<12	120°	3000K	IP20	X	X	√	III
	9010252	Sandy Black Aluminium	15W	DC48V	Philips	L: 50 W: 2.2 H: 5.1	206Lm	>90	<12	120°	3000K	IP20	X	X	√	III
	9010253	Sandy Black Aluminium	15W	DC48V	Philips	L: 24.5 W: 2.2 H: 14.5	737Lm	>90	<12	30°	3000K	IP20	√	X	√	III
	9010254	Sandy Black Aluminium	15W	DC48V	Philips	L: 24.5 W: 2.2 H: 14.5	434Lm	>90	<12	120°	3000K	IP20	√	X	√	III

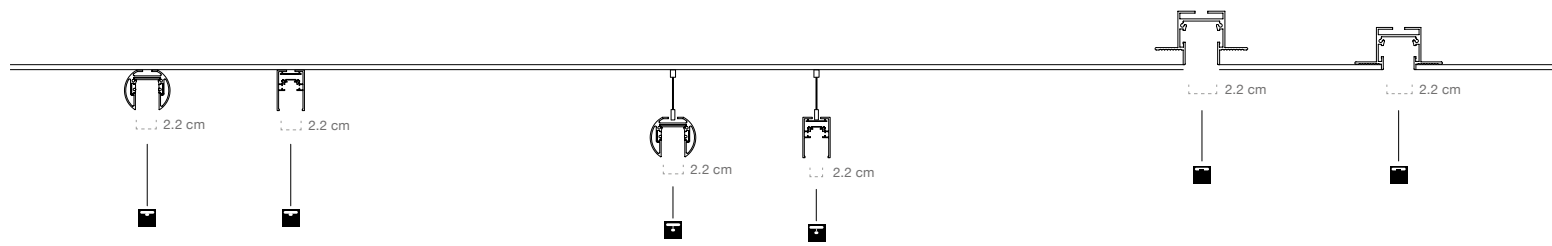
*Lifetime: 50.000 hours of usage

HOW TO CONNECT DALI DIMMABLE GO TO PAGE 448



PLANET
MAGNETIC PROFILE



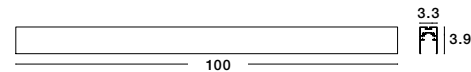


SURFACE - PENDANT APPLICATION




PLANET - 9110020

Sandy Black Aluminium
Suspend or Surface
Magnetic Track
Max Power 300 Watt
L: 100 W1: 3.3 H: 3.9 cm

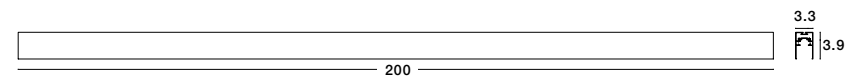


**INSIDE
WIDTH
RAIL
2.2 CM**



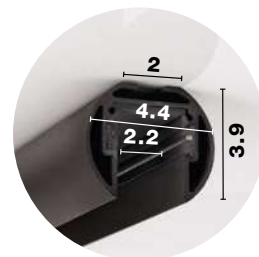
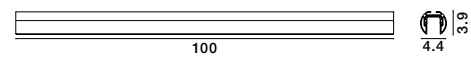
PLANET - 9110021

Sandy Black Aluminium
Magnetic Track For Suspend
or Surface Instalation
Max Power 300Watt
L: 200 W: 3.3 H: 3.3 cm



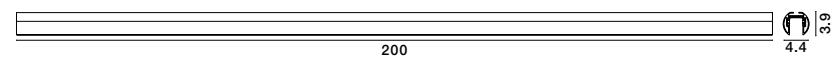
PLANET - 9136101

Sandy Black Aluminium
Surface or Pendant
Magnetic Profile
Max Power 300 Watt
L: 100 W1: 2.2 W2: 4.4 H: 3.9 cm



PLANET - 9136338

Sandy Black Aluminium
Surface or Pendant Magnetic Profile
Max Power 300 Watt
L: 200 W1: 2.2 W2: 4.4 H: 3.9 cm



For installation instuctions go on page 452
For accessories go on page 068-084

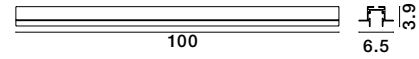


RECESS APPLICATION




PLANET . 9136100

Sandy Black Aluminium
Trimless Recess
Magnetic Profile
Max Power 300 Watt
L: 100 W1: 2.3 W2: 6.5 H: 3.9 cm
Cut Out: 3.45 cm

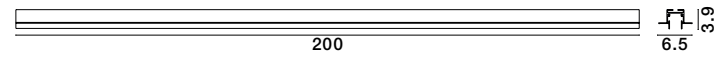


WITH GAP



PLANET . 9136335

Sandy Black Aluminium
Trimless Recess
Magnetic Profile
Max Power 300 Watt
L: 200 W1: 2.3 W2: 6.5 H: 3.9 cm
Cut Out: 3.45 cm

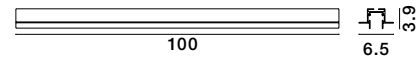


**INSIDE
WIDTH
RAIL
2.2 CM**

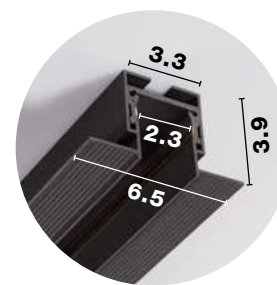


PLANET . 9999100

Sandy Black Aluminium
Magnetic Track For
Recessed Installation
Max Power 300Watt
L: 100 W: 6.5 H: 3.9 cm

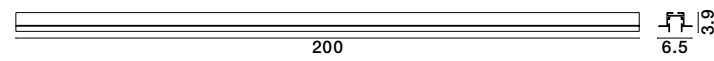


WITHOUT GAP



PLANET . 9999101

Sandy Black Aluminium
Magnetic Track For Recessed Installation
Max Power 300Watt
L: 200 W: 6.5 H: 3.9 cm

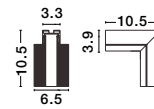


For installation instructions go on page 450
For accessories go on page 068-084



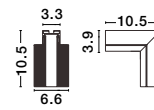


RECESS APPLICATION



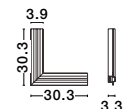
V-CONNECTOR - 9236105
 Sandy Black Aluminium
 Corner Connector For
 Recess Magnetic Profile
 L: 10.5 W1: 2.3 W2: 6.5 H: 3.9 cm
 Cut Out: 3.45 cm

Compatible with
 code 9136100 & 9136335



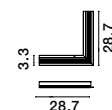
V-CONNECTOR - 9999120
 Sandy Black Aluminium
 Corner Connector For
 Recess Magnetic Profile
 L: 10.5 W: 10.5 H: 3.9 cm
 Cut Out: 3.45 cm

Compatible with
 code 9999100 & 9999101



Q-CONNECTOR - 9136303
 Sandy Black Aluminium
 Corner Connector For
 Recess Magnetic Profile
 L: 30.3 W1: 2.3 W2: 6.5 H: 3.9 cm
 Cut Out: 3.45 cm

Compatible with
 code 9136100 & 9136335

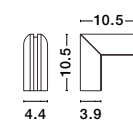


Q-CORNER - 9999110
 Sandy Black Aluminium
 Corner Connector For
 Recess Magnetic Profile
 L: 28.7 W: 2.87 H: 3.3 cm
 Cut Out: 3.45 cm

Compatible with
 code 9999100 & 9999101

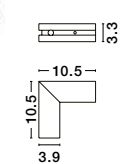


SURFACE - PENDANT APPLICATION



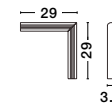
V-CONNECTOR - 9136105
 Sandy Black Aluminium
 Corner Connector For Surface
 or Pendant Magnetic Profile
 L: 10.5 W1: 2.3 W2: 4.4 H: 3.9 cm

Compatible with
 code 9136101 & 9136338



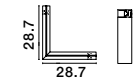
V-CONNECTOR - 9110024
 Sandy Black Aluminium
 Corner Connector For Surface
 or Pendant Magnetic Profile
 L: 10.5 W: 10.5 H: 3.9 cm

Compatible with
 code 9110020 & 9110021



Q-CONNECTOR - 9136290
 Sandy Black Aluminium
 Corner Connector For Surface
 or Pendant Magnetic Profile
 L: 29 W1: 2.3 W2: 4.4 H: 3.9 cm

Compatible with
 code 9136101 & 9136338



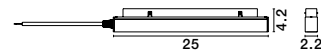
Q-CORNER - 9110022
 Sandy Black Aluminium
 Corner Connector For Surface
 or Pendant Magnetic Profile
 L: 28.7 W: 2.87 H: 3.3 cm

Compatible with
 code 9110020 & 9110021



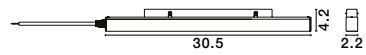
TRACK DRIVER - 9010316

Track Driver 100 Watt
Input: 220-240V AC
Output: 24V
L: 25 W: 2.2 H: 4.2 cm



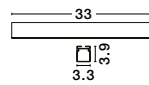
TRACK DRIVER - 9010317

Track Driver 200 Watt
Input: 220-240V AC
Output: 24V
L: 28.4 W: 2.2 H: 4.2 cm



DRIVER BOX - 9236109

Sandy Black Aluminium
Feeder Box
Driver Included
Power 60W
L: 33 W: 3.9 H: 3.3 cm

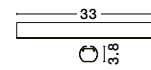


Compatible For 9110020 & 9110021



DRIVER BOX - 9236108

Sandy Black Aluminium
Feeder Box
Driver Included
Power 60W
L: 33 W: 4.4 H: 3.8 cm



Compatible For 9136101 & 9136338



DRIVER - 8252019

Philips Driver
60 Watt
Input: 220-240V AC
Output: 24V DC 2.5A
3 Years Warranty



DRIVER - 8252020

Philips Driver
120 Watt
Input 220-240V AC
Output: 24V DC
3 Years Warranty



DRIVER - 8252021

Philips Driver
180 Watt
Input 220-240V AC
Output: 24V DC
3 Years Warranty



DRIVER - 9621508

Meanwell LED Driver 75 Watt
Input: 100-240V AC 3.1A
Output: 24V DC IP67
5 Years Warranty
L: 14 W: 6.3 H: 3.2 cm



DRIVER - 9621509

Meanwell LED Driver 100 Watt
Input: 100-240V AC 4A
Output: 24V DC IP67
5 Years Warranty
L: 14 W: 6.3 H: 3.2 cm



DRIVER - 9621510

Meanwell LED Driver 150 Watt
Input: 100-240V AC 6.25A
Output: 24V DC IP67
5 Years Warranty
L: 18 W: 6.3 H: 3.55 cm



DRIVER - 9621511

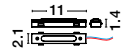
Meanwell LED Driver 200 Watt
Input: 100-240V AC 8.3A
Output: 24V DC IP67
5 Years Warranty
L: 19.9 W: 6.3 H: 3.55 cm





POWER CONNECTOR - 9236107

Integrated Wired Power Feed
Used On Magnetic Profile To
Connect The Final Profile With Driver



CONNECTOR - 9236106

Mechanical-Electrical Connector
Used On Recess & Surface Magnetic
Profile To Connect Two Profiles Together
L: 11 W: 2.1 H: 1.4 cm



CAP - 9910010

Sandy Black Aluminium Frame
Magnetic Track



Compatible For 9110020, 9110021



CAP - 9811361

Sandy Black Aluminium
Mechanical Connector
L: 12 W: 0.5 H: 2 cm



KIT B - 9920015

Set Of Accessories For
Magnetic Track Suspend



SCREW - 9811362



CAP - 9999130

Sandy Black Aluminium Frame
Magnetic Track
L: 3.3 W: 0.2 H: 3.9 cm



Compatible For 9999100, 9999101



CAP - 9136110

Sandy Black Aluminium Frame
End Cap For Surface or Pendant
D: 4.4 W: 0.2 H: 3.9 cm



Compatible For 9136338, 9136101



CAP - 9136111

Sandy Black Aluminium Frame
End Cap For Recess Profile Cover
L: 3.3 W: 0.2 H: 3.9 cm



Compatible For 9136100, 9136335



TINT - 9366462
Sandy Black Aluminium
Connector Tube
D: 2.3 H: 10 cm

TINT - 9366461
Sandy Black Aluminium
Connector Tube
With Power Connector
D: 6 H: 10 cm

TINT - 9136323
Sandy Black Aluminium
Connector Tube
D: 2.3 H: 37.3 cm

TINT - 9136360
Sandy Black Aluminium
Connector Tube
With Power Connector
D: 6 H: 37.3 cm

TINT - 9236323
Sandy Black Aluminium
Connector Tube
D: 2.3 H: 70 cm

TINT - 9236360
Sandy Black Aluminium
Connector Tube
With Power Connector
D: 6 H: 70 cm

For installation instructions go on page 453



MAGNETIC DECORATIVE ACCESSORIES

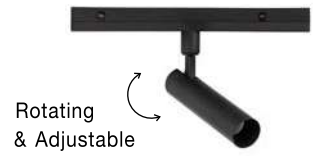


9136122
15W · 3000K

CRI 90



WIDTH FOR ACCESSORIES 2 CM




9136135
10W · 3000K




9070128
2W · 3000K 30°



9136136
20W · 3000K



9136124
15W · 3000K



9136125
15W · 3000K

Photo	Code	Material	Watt	Volt	LED Chip	Dimension ^(cm)	Lumen	CRI	UGR	Beam Angle	Kelvin	Protection	Adj.	Driver Included	Dim.	Class
	9136122	Sandy Black Aluminium	15W	DC24V	Osram	D: 16 H: 26	1200	>90	<18	120°	3000K	IP20	√	X	X	III
	9136135	Sandy Black Aluminium	10W	DC24V	Pauray	D: 3.2 H: 19.6	800	>90	<14	35°	3000K	IP20	√	X	X	III
	9136136	Sandy Black Aluminium	20W	DC24V	Cree	D: 6.5 H: 21	1600	>90	<14	35°	3000K	IP20	√	X	X	III
	9136124	Sandy Black Aluminium	15W	DC24V	Philips	L: 24.5 H: 11	1200	>90	<18	30°	3000K	IP20	√	X	X	III
	9136125	Sandy Black Aluminium	15W	DC24V	Philips	L: 24.5 H: 11	1200	>90	<18	120°	3000K	IP20	√	X	X	III
	9070128	Sandy Black Aluminium	2W	DC24V	Philips	L: 3.6 W: 2.2 H: 3	157.5	>90	<19	30°	3000K	IP20	X	X	X	III

*Lifetime: 50.000 hours of usage





CRI
90



Photo	Code	Material	Watt	Volt	LED Chip	Dimension ^(cm)	Lumen	CRI	UGR	Beam Angle	Kelvin	Protection	Adj.	Driver Included	Dim.	Class
	9136120	Sandy Black Aluminium	26W	DC24V	Osram	L: 100 H: 3	2080	>90	<18	120°	3000K	IP20	X	X	X	III
	9136121	Sandy Black Aluminium	13W	DC24V	Osram	L: 50 H: 3	1040	>90	<18	35°	3000K	IP20	X	X	X	III
	9136130	Sandy Black Aluminium	13W	DC24V	Philips	L: 50 H: 3	1040	>90	<14	35°	3000K	IP20	X	X	X	III
	9136131	Sandy Black Aluminium	26W	DC24V	Philips	L: 100 H: 3	2080	>90	<14	30°	3000K	IP20	X	X	X	III
	9136123	Sandy Black Aluminium	38W	DC24V	Osram	L: 150 H: 12	3040	>90	<18	120°	3000K	IP20	✓	X	X	III

*Lifetime: 50.000 hours of usage



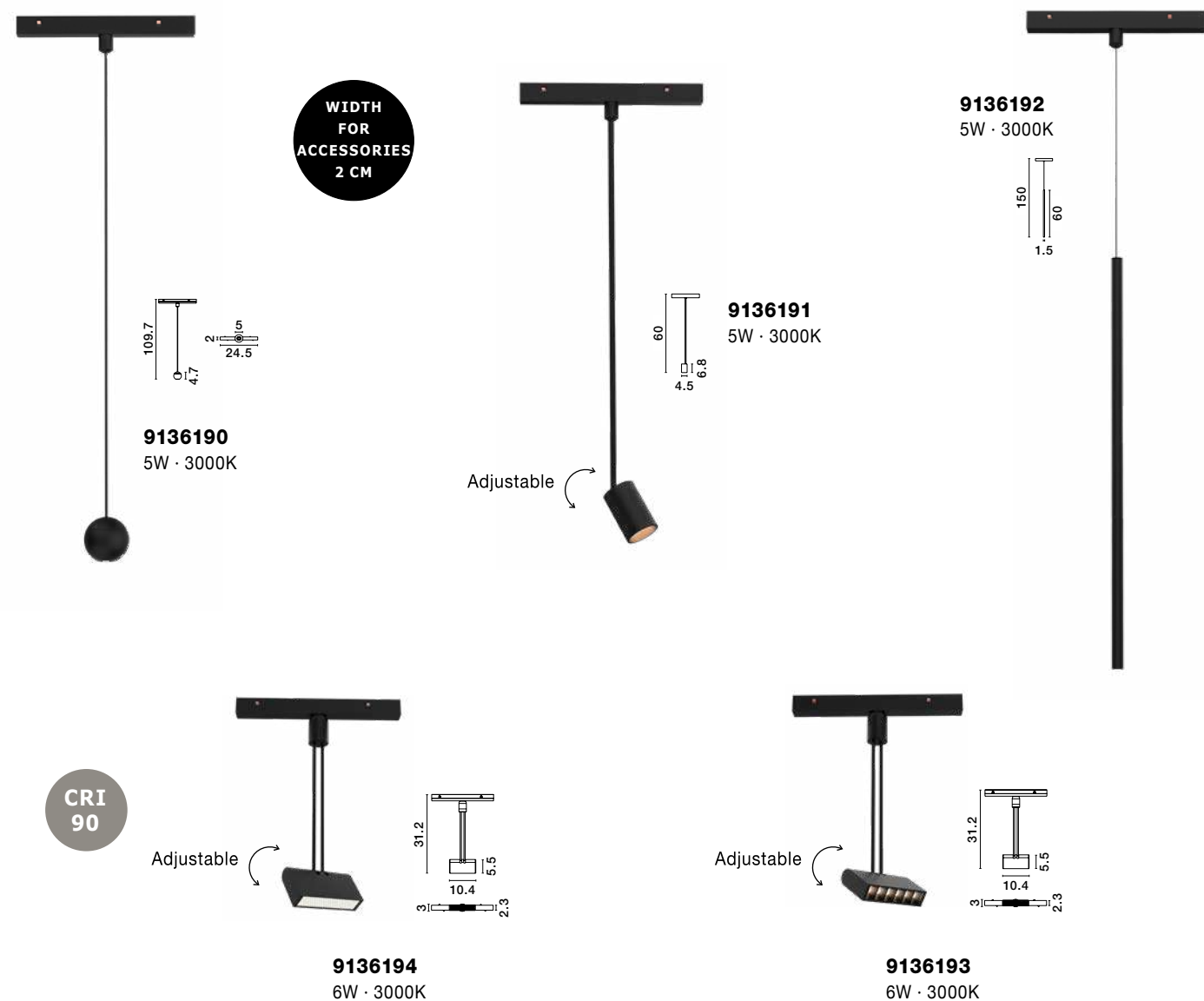
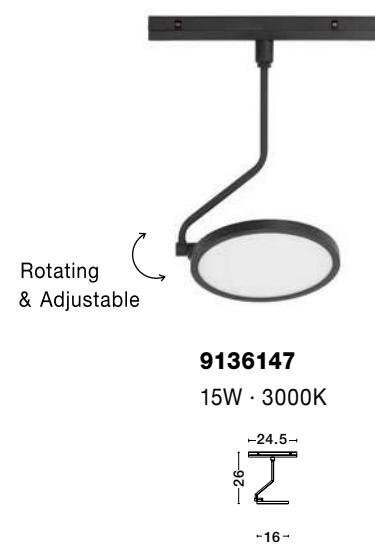


Photo	Code	Material	Watt	Volt	LED Chip	Dimension(≈mm)	Lumen	CRI	UGR	Beam Angle	Kelvin	Protection	Adj.	Driver Included	Dim.	Class
	9136190	Sandy Black Aluminium	5W	DC24V	Cree	D: 5 H: 100	499Lm	>90	<19	15°	3000K	IP20	X	X	X	III
	9136191	Sandy Black Aluminium	5W	DC24V	Bridgelux	D: 4.5 H: 60	444Lm	>90	<16	36°	3000K	IP20	✓	X	X	III
	9136192	Sandy Black Aluminium	5W	DC24V	LED TEEN	D: 1.5 H: 60 H2: 150	139Lm	>90	<25	120°	3000K	IP20	X	X	X	III
	9136193	Sandy Black Aluminium	6W	DC24V	Philips	L: 10.4 W: 2.2 H: 5.4 H2: 20	278Lm	>90	<10	30°	3000K	IP20	✓	X	X	III
	9136194	Sandy Black Aluminium	6W	DC24V	Philips	L: 10.4 W: 2.2 H: 5.4 H2: 20	175Lm	>90	<25	120°	3000K	IP20	✓	X	X	III


*Lifetime: 50.000 hours of usage



TRIAC Dimmable



CRI 90



WIDTH FOR ACCESSORIES 2 CM

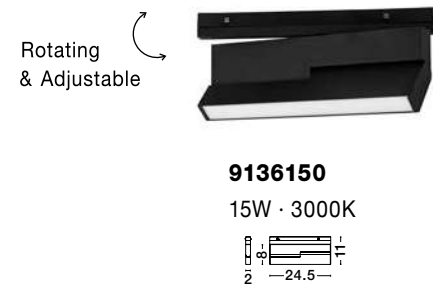
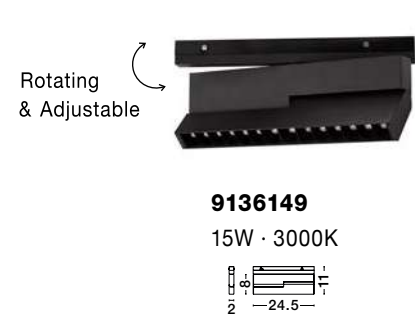
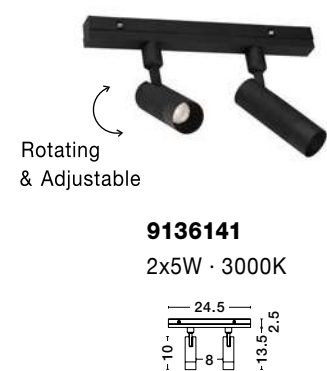


Photo	Code	Material	Watt	Volt	LED Chip	Dimension(cm)	Lumen	CRI	UGR	Beam Angle	Kelvin	Protection	Adj.	Driver Included	Dim.	Class
	9136147	Sandy Black Aluminium	15W	DC48V	Osram	D: 16 H: 26	1200Lm	>90	<18	120°	3000K	IP20	✓	X	✓	III
	9136140	Sandy Black Aluminium	10W	DC48V	Pauray	D: 3.2 H: 19.6	800Lm	>90	<14	35°	3000K	IP20	✓	X	✓	III
	9136142	Sandy Black Aluminium	20W	DC48V	Cree	D: 6.5 H: 21	1600Lm	>90	<14	35°	3000K	IP20	✓	X	✓	III
	9136149	Sandy Black Aluminium	15W	DC48V	Philips	L: 24.5 H: 11	1200Lm	>90	<18	30°	3000K	IP20	✓	X	✓	III
	9136150	Sandy Black Aluminium	15W	DC48V	Philips	L: 24.5 H: 11	1200Lm	>90	<18	120°	3000K	IP20	✓	X	✓	III
	9136141	Sandy Black Aluminium	2x5W	DC48V	Philips	L: 14.4 H1: 10 H2: 16	662Lm	>90	<14	45°	3000K	IP20	✓	X	✓	III

*Lifetime: 50.000 hours of usage


HOW TO CONNECT TRIAC DIMMABLE GO TO PAGE 449





TRIAC Dimmable

CRI 90



9136146
26W · 3000K

WIDTH FOR ACCESSORIES 2 CM



9136145
13W · 3000K



9136143
13W · 3000K

ANTI GLARE NETWORK



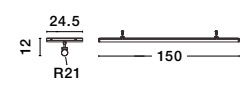
9136144
26W · 3000K

ANTI GLARE NETWORK



ROTATING & MOVABLE

9136148
38W · 3000K



DRIVER - 9621503
Meanwell LED Driver 200 Watt
Input: 220-240V AC IP20
Output: 48V DC 4.4A
L: 21.5 W: 11.5 H: 3 cm



TRIAC CONTROLLER - 9136151
Triac Controller 288W
Input: DC 24-48V
Output: DC 4-24V 10A
DC 25-48V 6A
L: 16 W: 4.7 H: 2.2 cm

Photo	Code	Material	Watt	Volt	LED Chip	Dimension(cm)	Lumen	CRI	UGR	Beam Angle	Kelvin	Protection	Adj.	Driver Included	Dim.	Class
	9136146	Sandy Black Aluminium	26W	DC48V	Osram	L: 100 H: 3	2080	>90	<18	120°	3000K	IP20	X	X	√	III
	9136145	Sandy Black Aluminium	13W	DC48V	Osram	L: 50 H: 3	1040	>90	<18	35°	3000K	IP20	X	X	√	III
	9136143	Sandy Black Aluminium	13W	DC48V	Philips	L: 50 H: 3	1040	>90	<14	35°	3000K	IP20	X	X	√	III
	9136144	Sandy Black Aluminium	26W	DC48V	Philips	L: 100 H: 3	2080	>90	<14	30°	3000K	IP20	X	X	√	III
	9136148	Sandy Black Aluminium	38W	DC48V	Osram	L: 150 H: 12	3040	>90	<18	120°	3000K	IP20	√	X	√	III

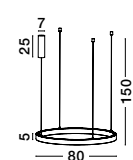
*Lifetime: 50.000 hours of usage

HOW TO CONNECT TRIAC DIMMABLE GO TO PAGE 449



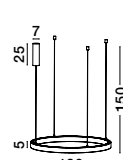
HALO
MAGNETIC PROFILE



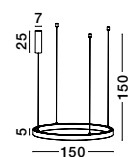
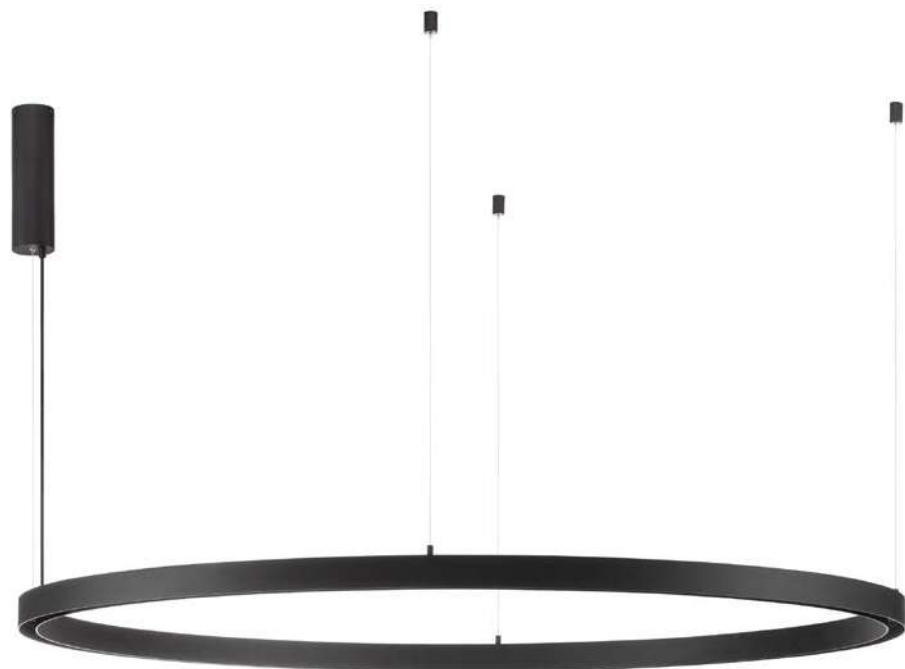


HALO - 9580040
 Sandy Black Aluminium
 Upside Light 10 Watt 373 Lm
 Max Power Down 100 Watt
 Driver 100 Watt AC 220-240V
 Beam Angle 120°
 D: 80 H: 150 cm

**LIGHT UP
 & DOWN
 MAGNETIC**



HALO - 9580050
 Sandy Black Aluminium
 Upside Light 15 Watt 519 Lm
 Max Power Down 100 Watt
 Driver 100 Watt AC 220-240V
 Beam Angle 120°
 D: 120 H: 150 cm



HALO - 9580060
 Sandy Black Aluminium
 Upside Light 18 Watt 648 Lm
 Max Power Down 100 Watt
 Driver 100 Watt AC 220-240V
 Beam Angle 120°
 D: 150 H: 150 cm

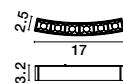



For accessories go on page 090



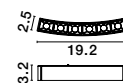


CRI
90



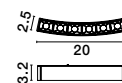
9580010
6W · 3000K

Compatible with
code 9580040



9580020
6W · 3000K

Compatible with
code 9580050



9580030
6W · 3000K

Compatible with
code 9580060

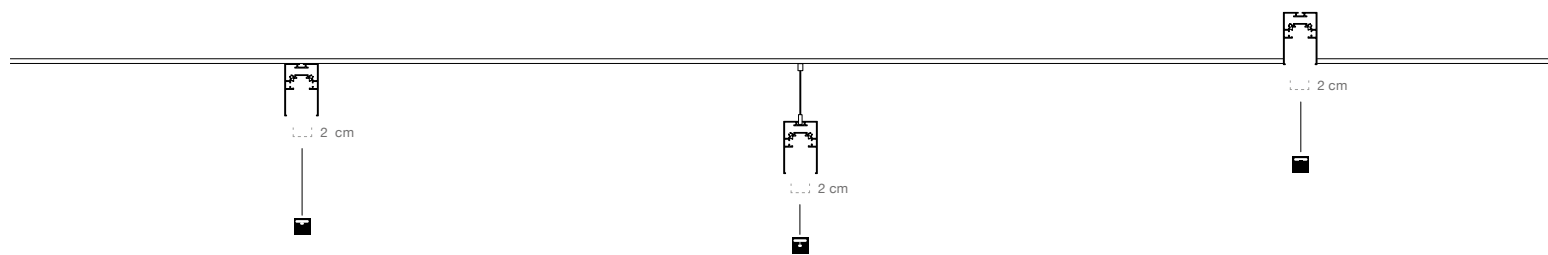
Photo	Code	Material	Watt	Volt	LED Chip	Dimension (cm)	Lumen	CRI	UGR	Beam Angle	Kelvin	Protection	Adj.	Driver Included	Dim.	Class
	9580010	Sandy Black Aluminium	6W	DC24V	Philips	L: 17 W: 2.5 H: 3.2	230Lm	>90	<12	35°	3000K	IP20	X	X	X	II
	9580020	Sandy Black Aluminium	6W	DC24V	Philips	L: 19.2 W: 2.5 H: 3.2	230Lm	>90	<12	35°	3000K	IP20	X	X	X	II
	9580030	Sandy Black Aluminium	6W	DC24V	Philips	L: 20 W: 2.5 H: 3.2	230Lm	>90	<12	35°	3000K	IP20	X	X	X	II

*Lifetime: 50.000 hours of usage

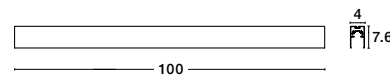


BUXTON
MAGNETIC PROFILE



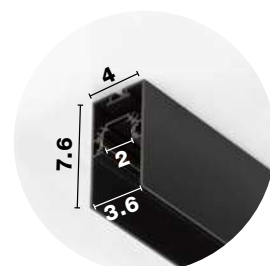


SURFACE - PENDANT APPLICATION



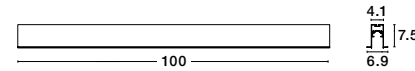
BUXTON - 8252001

Sandy Black Aluminium
Surface or Pendant
Magnetic Profile IP20
Max Power 300 Watt
L: 100 W: 4 H: 7.6 cm



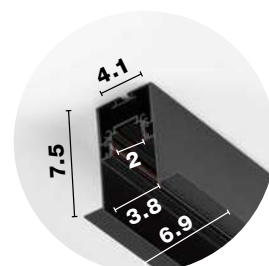
**INSIDE
WIDTH
RAIL
2 CM**

RECESS APPLICATION




BUXTON - 8252002

Sandy Black Aluminium
Recess Magnetic Profile IP20
Max Power 300 Watt
L: 100 W: 6.9 H: 7.5 cm
Cut Out: 4.25 cm

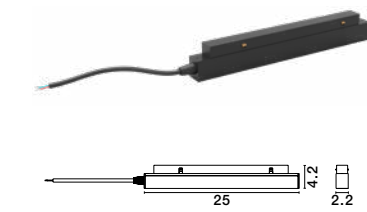


For installation instructions go on page 454
For accessories go on page 096-099, 112-123

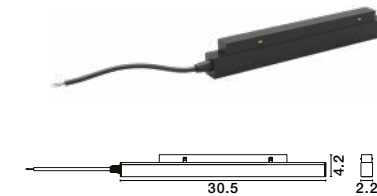




JOIN 9112672 & 8252001 TO HAVE THE FOLLOWING SHAPE



TRACK DRIVER - 9010316
Track Driver 100 Watt
Input: 220-240V AC
Output: 24V
L: 25 W: 2.2 H: 4.2 cm




TRACK DRIVER - 9010317
Track Driver 200 Watt
Input: 220-240V AC
Output: 24V
L: 28.4 W: 2.2 H: 4.2 cm



BOX - 8252037
Fedder Power Included Driver
120 Watt Philips DC24V
Used For Surface & Hanging
Driver Placement
L: 40 H: 7.5 cm



BOX - 8252038
Fedder Box Excluded Driver
Used For Surface & Hanging
Driver Placement
L: 40 H: 7.5 cm



JOIN TWO 9112690 IN REVERSE TO HAVE THE ABOVE SHAPE



POWER CONNECTOR - 9252015
Integrated Pre Wired Power Feed Used
On Magnetic Profile To Connect The Final
Profile With Driver



CONNECTOR - 8252015
Mechanical-Electrical Connector
Used On Recess & Surface Magnetic
Profile To Connect Two Profiles Together
L: 10 W: 4.2 H: 2.1 cm



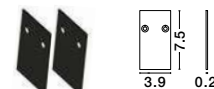
KIT - 8252017
Set Of Accessories For
Pendant Application Of
Magnetic Rail



SCREW - 8252016
Screws For Ceiling
Application



COVER - 9012677
Cuttable Cover For Magnetic Rail
Sandy Black PVC Cover
L: 1 meter



CAP - 8252003
End Cap For Profile Cover
Sandy Black Aluminium Frame
L: 3.9 W: 0.2 H: 7.5 cm



DRIVER - 8252019
Philips Driver 60 Watt
Input: 220-240V AC
Output: 24V DC 2.5A
3 Years Warranty



DRIVER - 8252020
Philips Driver 120 Watt
Input 220-240V AC
Output: 24V DC
3 Years Warranty



DRIVER - 8252021
Philips Driver 180 Watt
Input 220-240V AC
Output: 24V DC
3 Years Warranty



DRIVER - 9621508
Meanwell LED Driver 75 Watt
Input: 100-240V AC 3.1A
Output: 24V DC IP67
5 Years Warranty
L: 14 W: 6.3 H: 3.2 cm



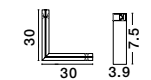
DRIVER - 9621509
Meanwell LED Driver 100 Watt
Input: 100-240V AC 4A
Output: 24V DC IP67
5 Years Warranty
L: 14 W: 6.3 H: 3.2 cm



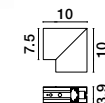
DRIVER - 9621510
Meanwell LED Driver 150 Watt
Input: 100-240V AC 6.25A
Output: 24V DC IP67
5 Years Warranty
L: 18 W: 6.3 H: 3.55 cm



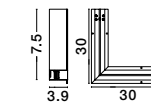
DRIVER - 9621511
Meanwell LED Driver 200 Watt
Input: 100-240V AC 8.3A
Output: 24V DC IP67
5 Years Warranty
L: 19.9 W: 6.3 H: 3..55 cm



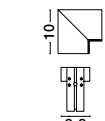
Q-CONNECTOR - 8252011
 Corner Connector For
 Surface Magnetic Profile
 Sandy Black Aluminium
 L: 30 W: 30 H: 7.5 cm



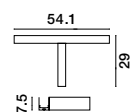
V-CONNECTOR - 8252014
 Corner Connector For
 Surface Magnetic Profile
 Sandy Black Aluminium
 L: 10 W: 3.9 H: 7.5 cm



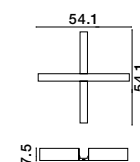

Q-CONNECTOR - 8252013
 Corner Connector For
 Recess Magnetic Profile
 Sandy Black Aluminium
 L: 30 W: 30 H: 7.5 cm
 Cut Out: 4.25 cm



V-CONNECTOR - 8252012
 Corner Connector For
 Recess Magnetic Profile
 Sandy Black Aluminium
 L: 10 W: 10 H: 7.5 cm
 Cut Out: 4.25 cm



T CONNECTOR - 9070126
 Sandy Black Aluminium
 T Corner For Surface &
 Suspended Magnetic Profile
 L: 54.1 W: 29 H: 7.5 cm



X CONNECTOR - 9070127
 Sandy Black Aluminium
 Cross Corner For Surface &
 Suspended Magnetic Profile
 L: 54.1 W: 54.1 H: 7.5 cm

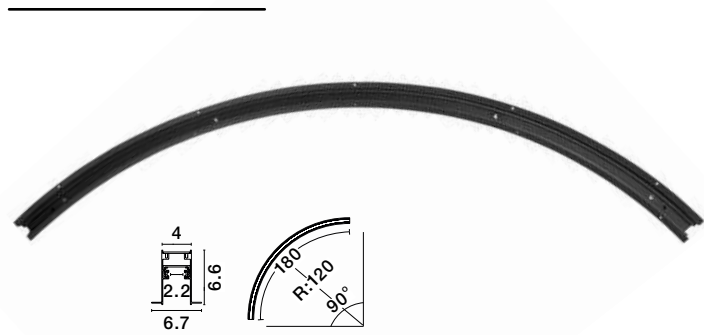
RECESS V-CONNECTOR



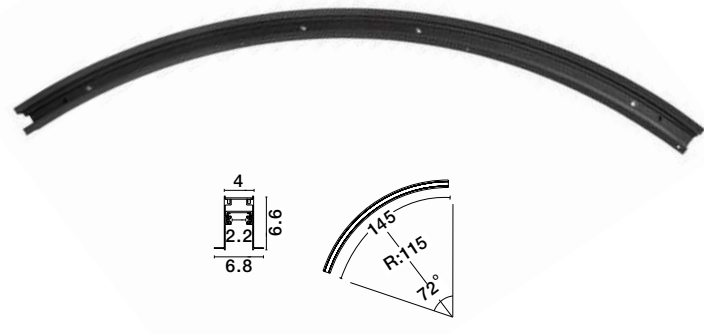
RECESS Q-CONNECTOR



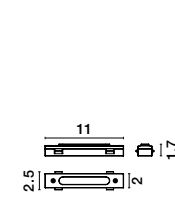
RECESS APPLICATION



CURVE - 9212690
 Curve Track 90°
 Sandy Black Aluminium
 Recess Magnetic Profile IP20
 Combine 4 Pieces To Make a Circle With D: 230 cm
 R: 120 W: 6.7 H: 6.6 cm



CURVE - 9212672
 Curve Track 72°
 Sandy Black Aluminium
 Recess Magnetic Profile IP20
 Combine 5 Pieces To Make a Circle With D: 280 cm
 R: 115 W: 6.8 H: 6.6 cm



CONNECTOR - 9912620
 Sandy Black Aluminium
 For Electrically Conductive
 Connections Between
 Two Magnetic Tracks IP20
 Compatible For
 9212690/9212672/9112690/9112672
 L: 11 W: 2.5 H: 1.7 cm



CONNECTOR - 9912600
 Sandy Black Aluminium
 Track Connector For
 9112690/ 9112672 IP20
 L: 8 W: 3.8 H: 2.2 cm



CAP - 9912603
 End Cap For The Two Ends
 9112690/9112672
 Curves Magnetic Profile
 Sandy Black Aluminium Frame
 L: 4.1 W: 0.5 H: 7.5 cm



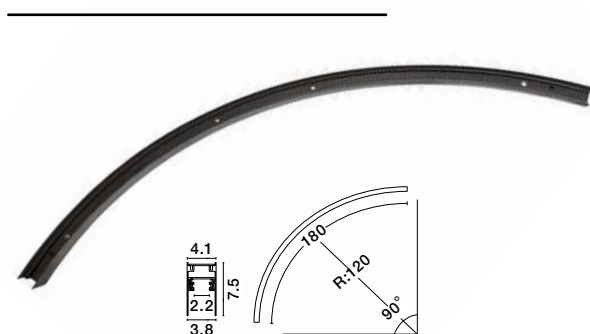
CAP - 9912610
 Sandy Black Aluminium
 End Cap For
 9212690/9212672 IP20
 L: 3.9 W: 2.5 H: 6.3 cm



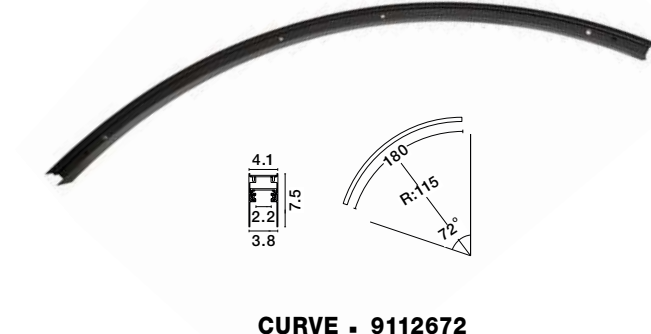
CONNECTOR - 9912605
 Sandy Black Aluminium
 Track mechanical Connector
 For 9212690/9212672 IP20
 L: 5 W: 3.5 H: 4 cm



SURFACE - PENDANT APPLICATION



CURVE - 9112690
 Curve Track 90°
 Sandy Black Aluminium
 Surface or Pendant Magnetic Profile IP20
 R: 120 W: 4.1 H: 7.5 cm

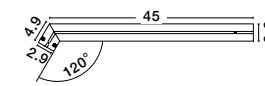


CURVE - 9112672
 Curve Track 72°
 Sandy Black Aluminium
 Surface or Pendant Magnetic Profile IP20
 R: 115 W: 4.1 H: 7.5 cm



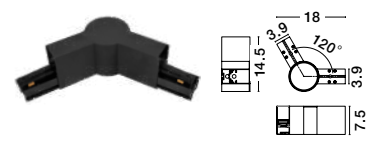
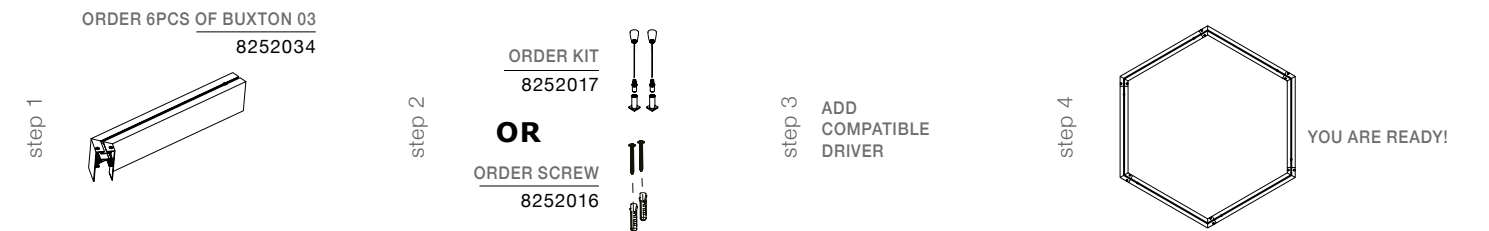
For installation instructions go on page 454
 For accessories go on page 114-116



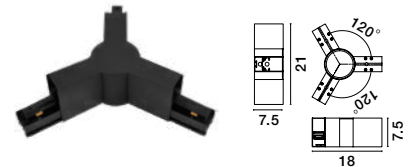


BUXTON 03 - 8252034
 Surface or Pendant
 Magnetic Track
 Sandy Black Aluminium
 L: 47.4 W: 6.2 H: 7.5 cm

HOW TO



TREE 01 - 8252035
 Corner 2V - 120°
 Connector Between Two Tracks
 Sandy Black Aluminium
 L: 18 W: 14.5 H: 7.5 cm


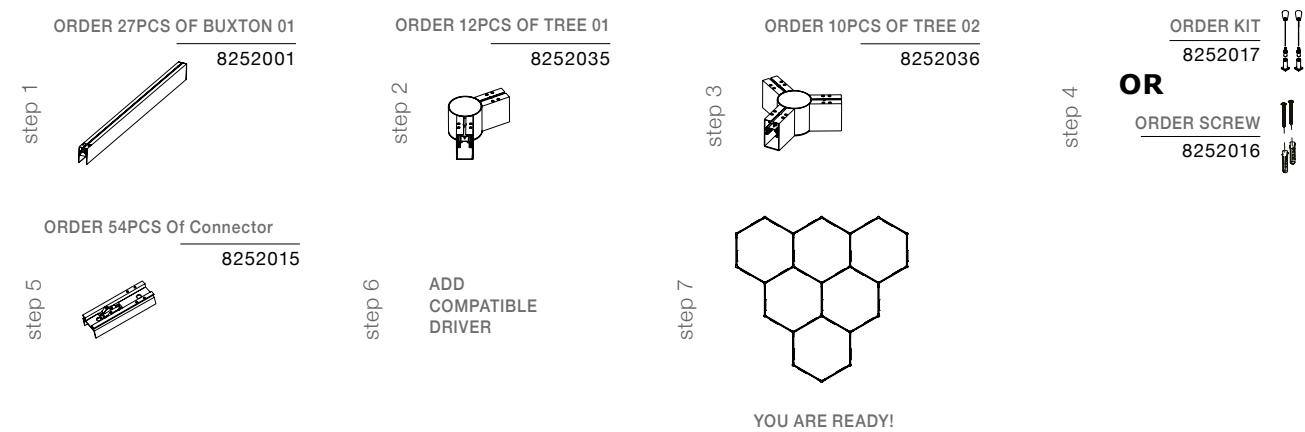


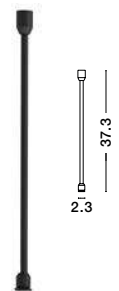
TREE 02 - 8252036
 Corner 3V - 120°
 Connector Between Three Tracks
 Sandy Black Aluminium
 L: 18 W: 21 H: 7.5 cm

HOW TO



ALSO YOU CAN DO

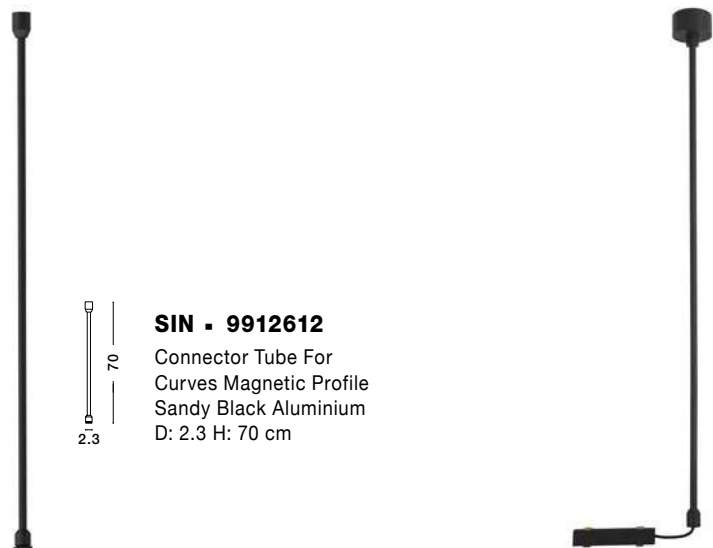




SIN - 9912611
 Connector Tube For
 Curves Magnetic Profile
 Sandy Black Aluminium
 D: 2.3 H: 37.3 cm



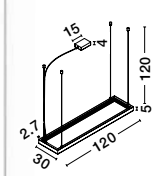
SIN - 9912601
 Connector Tube For
 Curves Magnetic Profile
 With Power Connector
 Sandy Black Aluminium
 D: 6 H: 37.3 cm



SIN - 9912612
 Connector Tube For
 Curves Magnetic Profile
 Sandy Black Aluminium
 D: 2.3 H: 70 cm



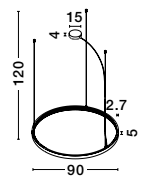
SIN - 9912602
 Connector Tube For
 Curves Magnetic Profile
 With Power Connector
 Sandy Black Aluminium
 D: 6 H: 70 cm



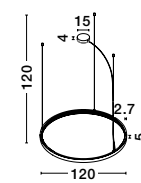
SIGN - 8925204
 Sandy Black Aluminium
 Rectangular Magnetic Profile
 IP20 Driver 100 Watt
 AC 220-240 V
 L: 120 W: 30 H: 120 cm



For accessories go on page 115-116



LOOP 01 - 8925201
 Circular Magnetic Profile
 Sandy Black Aluminium IP20
 Driver 75 Watt AC 220-240 V
 D: 90 H: 120 cm



LOOP 02 - 8925202
 Circular Magnetic Profile
 Sandy Black Aluminium IP20
 Driver 120 Watt AC 220-240 V
 D: 120 H: 120 cm



For installation instructions go on page 456

COMBINE WITH



8252008 · 5W · 4000K
8252039 · 5W · 3000K



8252009 · 10W · 4000K
8252029 · 10W · 3000K



8925216
 8W · 3000K

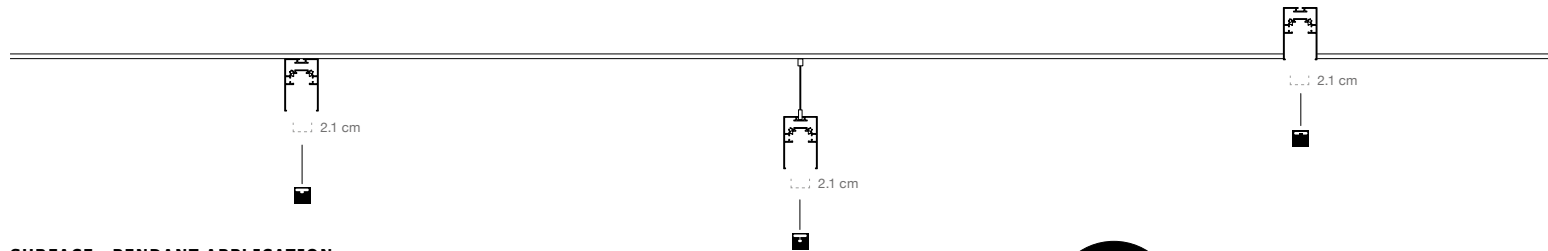


9012673
 10W · 3000K




9012671
 5W · 3000K



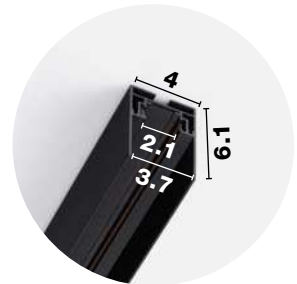


SURFACE - PENDANT APPLICATION


THINNER VERSION



BUXTON L - 9252001
 Sandy Black Aluminium
 Surface or Pendant
 Magnetic Profile IP20
 Max Power 300 Watt
 L: 100 W: 4 H: 6.1 cm




BUXTON L - 9252002
 Sandy Black Aluminium
 Surface or Pendant
 Magnetic Profile IP20
 Max Power 300 Watt
 L: 200 W: 4 H: 6.1 cm



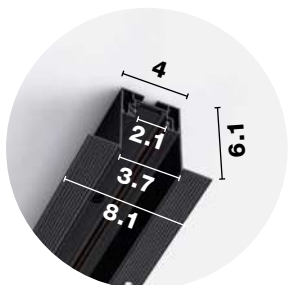
INSIDE WIDTH RAIL 2.1 CM

RECESS APPLICATION




BUXTON L - 9252005
 Sandy Black Aluminium
 Recess Magnetic Profile IP20
 Max Power 300 Watt
 L: 100 W: 8.1 H: 6.1 cm
 Cut Out: 4.15 cm


WITHOUT GAP

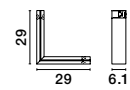


BUXTON L - 9252006
 Sandy Black Aluminium
 Recess Magnetic Profile IP20
 Max Power 300 Watt
 L: 200 W: 8.1 H: 6.1 cm
 Cut Out: 4.15 cm

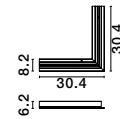


For accessories go on page 110-123

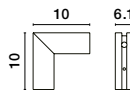




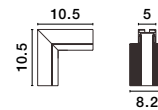
Q-CONNECTOR - 9252003
 Sandy Black Aluminium
 Horizontal 90° Connector
 For Surface or Pendant Use
 L: 29 W: 29 H: 6.1 cm




Q-CONNECTOR - 9252007
 Sandy Black Aluminium
 Horizontal 90° Connector
 For Recessed Mounted
 L: 30.4 W: 30.4 H: 6.2 cm
 Cut Out: 4.15 cm



V-CONNECTOR - 9252004
 Sandy Black Aluminium
 Vertical 90° Connector
 For Surface or Pendant Use
 L: 10 W: 10 H: 6.1 cm



V-CONNECTOR - 9252008
 Sandy Black Aluminium
 Vertical 90° Connector
 For Recessed Mounted
 L: 10.5 W: 10.5 H: 5 cm
 Cut Out: 4.15 cm



POWER CONNECTOR - 9252011
 Integrated Pre Wired Power Feed Used
 On Magnetic Profile To Connect The
 Final Profile With Driver



CONNECTOR - 9236106
 Mechanical-Electrical Connector
 Used On Recess & Surface Magnetic
 Profile To Connect Two Profiles Together
 L: 11 W: 2.1 H: 1.4 cm



CONNECTOR - 9252010
 Sandy Black Aluminium
 For the connection between
 two magnetic tracks
 for 9252005/9252006



KIT - 8252040
 Set Of Accessories For Pendant
 Application Of Magnetic Rail



CAP - 9252012
 Sandy Black Aluminium
 For the two ends of linear light

MAGNETIC DECORATIVE ACCESSORIES



WIDTH FOR ACCESSORIES 2 CM

Adjustable

8254414 · 15W · 4000K
8254418 · 15W · 3000K

Adjustable

8254415 · 22W · 4000K
8254419 · 22W · 3000K

8254413 · 22W · 4000K
8254417 · 22W · 3000K

CRI 90

8254412 · 15W · 4000K
8254416 · 15W · 3000K

Adjustable

8252007 · 22W · 4000K
8252028 · 22W · 3000K

Adjustable

8252006 · 15W · 4000K
8252027 · 15W · 3000K

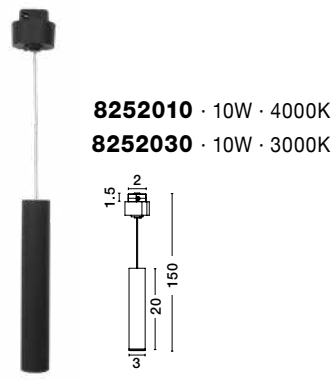
8252004 · 15W · 4000K
8252025 · 15W · 3000K

8252005 · 22W · 4000K
8252026 · 22W · 3000K

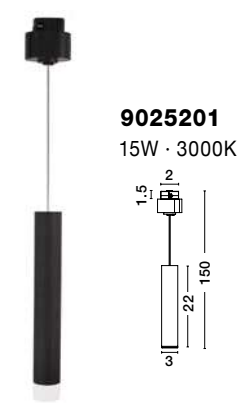


Photo	Code	Material	Watt	Volt	LED Chip	Dimension(cm)	Lumen	CRI	UGR	Beam Angle	Kelvin	Protection	Adj.	Driver Included	Dim.	Class
	8254414	Sandy Black Aluminium	15W	DC24V	Philips	L:27.4 W:3.4 H:11.6	954Lm	>90	<18	120°	4000K	IP20	✓	X	X	III
	8254418	Sandy Black Aluminium	15W	DC24V	Philips	L:27.4 W:3.4 H:11.6	860Lm	>90	<18	120°	3000K	IP20	✓	X	X	III
	8254415	Sandy Black Aluminium	22W	DC24V	Philips	L:40.7 W:3.4 H:11.6	1400Lm	>90	<18	120°	4000K	IP20	✓	X	X	III
	8254419	Sandy Black Aluminium	22W	DC24V	Philips	L:40.7 W:3.4 H:11.6	1230Lm	>90	<18	120°	3000K	IP20	✓	X	X	III
	8254412	Sandy Black Aluminium	15W	DC24V	Philips	L:26.9 W:3.5 H:5.1	580Lm	>90	<18	120°	4000K	IP20	X	X	X	III
	8254416	Sandy Black Aluminium	15W	DC24V	Philips	L:26.9 W:3.5 H:5.1	528Lm	>90	<18	120°	3000K	IP20	X	X	X	III
	8254413	Sandy Black Aluminium	22W	DC24V	Philips	L:40.2 W:3.5 H:5.1	943Lm	>90	<18	120°	4000K	IP20	X	X	X	III
	8254417	Sandy Black Aluminium	22W	DC24V	Philips	L:40.2 W:3.5 H:5.1	850Lm	>90	<18	120°	3000K	IP20	X	X	X	III
	8252004	Sandy Black Aluminium	15W	DC24V	Philips	L:26.9 W:3.5 H:5.1	1080Lm	>90	<18	35°	4000K	IP20	X	X	X	III
	8252025	Sandy Black Aluminium	15W	DC24V	Philips	L:26.9 W:3.5 H:5.1	900Lm	>90	<18	35°	3000K	IP20	X	X	X	III
	8252006	Sandy Black Aluminium	15W	DC24V	Philips	L:27.4 W:3.4 H:11.6	1428Lm	>90	<18	35°	4000K	IP20	✓	X	X	III
	8252027	Sandy Black Aluminium	15W	DC24V	Philips	L:27.4 W:3.4 H:11.6	1220Lm	>90	<18	35°	3000K	IP20	✓	X	X	III
	8252005	Sandy Black Aluminium	22W	DC24V	Philips	L:40.2 W:3.5 H:5.1	1746Lm	>90	<18	35°	4000K	IP20	X	X	X	III
	8252026	Sandy Black Aluminium	22W	DC24V	Philips	L:40.2 W:3.5 H:5.1	1480Lm	>90	<18	35°	3000K	IP20	X	X	X	III
	8252007	Sandy Black Aluminium	22W	DC24V	Philips	L:40.2 W:3.4 H:11.6	2100Lm	>90	<18	35°	4000K	IP20	✓	X	X	III
	8252028	Sandy Black Aluminium	22W	DC24V	Philips	L:40.2 W:3.4 H:11.6	1880Lm	>90	<18	35°	3000K	IP20	✓	X	X	III


*Lifetime: 50.000 hours of usage



8252010 · 10W · 4000K
8252030 · 10W · 3000K




9025201
15W · 3000K



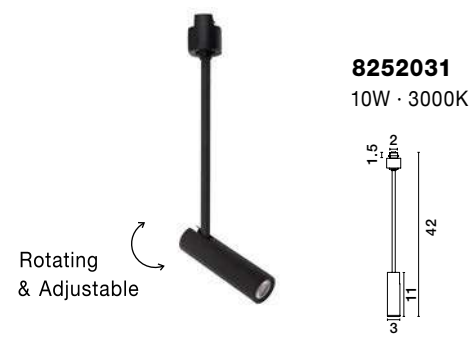
9012676
10W · 3000K

WIDTH FOR ACCESSORIES 2 CM

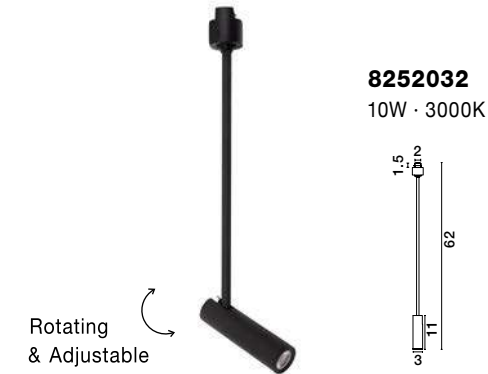


9012662
15W · 3000K

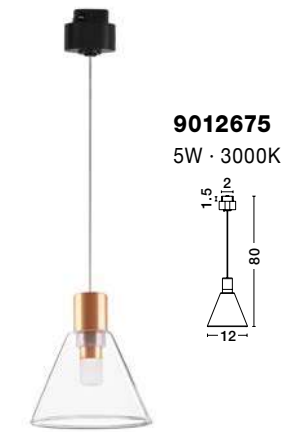
CRI 90



8252031
10W · 3000K




8252032
10W · 3000K



9012675
5W · 3000K

WIDTH FOR ACCESSORIES 2 CM



9012672
5W · 3000K

CRI 90



9012671
5W · 3000K



9012674
5W · 3000K

Photo	Code	Material	Watt	Volt	LED Chip	Dimension(cm)	Lumen	CRI	UGR	Beam Angle	Kelvin	Protection	Adj.	Driver Included	Dim.	Class
	8252010	Sandy Black Aluminium	10W	DC24V	Cree	D:3 H:20 H2:150	800Lm	>90	<14	45°	4000K	IP20	X	X	X	III
	8252030	Sandy Black Aluminium	10W	DC24V	Cree	D:3 H:20 H2:150	720Lm	>90	<14	45°	3000K	IP20	X	X	X	III
	9025201	Sandy Black Aluminium	15W	DC24V	Cree	D:3 H:22 H2:150	730Lm	>90	<18	120°	3000K	IP20	X	X	X	III
	9012676	Sandy Gold Aluminium	10W	DC24V	Cree	D:3 H:20 H2:150	720Lm	>90	<14	45°	3000K	IP20	X	X	X	III
	9012662	Sandy Gold Aluminium	15W	DC24V	Cree	D:3 H:22 H2:150	730Lm	>90	<18	120°	3000K	IP20	X	X	X	III
	8252031	Sandy Black Aluminium	10W	DC24V	Cree	D:3 H:11 H2:42	720Lm	>90	<14	30°	3000K	IP20	✓	X	X	III
	8252032	Sandy Black Aluminium	10W	DC24V	Cree	D:3 H:11 H2:62	720Lm	>90	<14	30°	3000K	IP20	✓	X	X	III

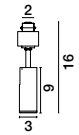
*Lifetime: 50.000 hours of usage

Photo	Code	Material	Watt	Volt	LED Chip	Dimension(cm)	Lumen	CRI	UGR	Beam Angle	Kelvin	Protection	Adj.	Driver Included	Dim.	Class
	9012675	Satin Gold Aluminium & Glass	5W	DC24V	Philips	D:12 H:80	220Lm	>90	<18	120°	3000K	IP20	X	X	X	III
	9012672	Satin Black Aluminium & Glass	5W	DC24V	Philips	D:10 H:80	380Lm	>90	<18	120°	3000K	IP20	X	X	X	III
	9012671	Satin Black Aluminium & Glass	5W	DC24V	Philips	D:10 H:15	380Lm	>90	<18	120°	3000K	IP20	X	X	X	III
	9012674	Satin Black Aluminium & Glass	5W	DC24V	Philips	D:10 H:16.5	220Lm	>90	<18	120°	3000K	IP20	X	X	X	III

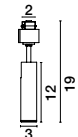
*Lifetime: 50.000 hours of usage



8252008 · 5W · 4000K · 30°
8252039 · 5W · 3000K · 30°



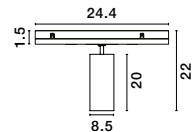
8252009 · 10W · 4000K · 30°
8252029 · 10W · 3000K · 30°



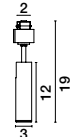
WIDTH FOR ACCESSORIES 2 CM



9013620 · 20W · 3000K · 35°
9013720 · 20W · 4000K · 35°



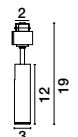
8925220
 10W · 3000K · 35°



CRI 90



9012673
 10W · 3000K · 35°



8925216
 8W · 3000K · 10°

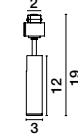



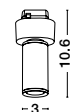
Photo	Code	Material	Watt	Volt	LED Chip	Dimension(㎝)	Lumen	CRI	UGR	Beam Angle	Kelvin	Protection	Adj.	Driver Included	Dim.	Class
	8252008	Sandy Black Aluminium	5W	DC24V	Cree	D:3 H:19 H2:16	100Lm	>90	<14	30°	4000K	IP20	√	X	X	III
	8252039	Sandy Black Aluminium	5W	DC24V	Cree	D:3 H:19 H2:16	340Lm	>90	<14	30°	3000K	IP20	√	X	X	III
	8252009	Sandy Black Aluminium	10W	DC24V	Cree	D:3 H:12 H2:19	800Lm	>90	<14	30°	4000K	IP20	√	X	X	III
	8252029	Sandy Black Aluminium	10W	DC24V	Cree	D:3 H:12 H2:19	680Lm	>90	<14	30°	3000K	IP20	√	X	X	III
	9013620	Sandy Black Aluminium	20W	DC24V	Cree	D:8.5 H:20 H2:27	2250Lm	>90	<14	35°	3000K	IP20	√	X	X	III
	9013720	Sandy Black Aluminium	20W	DC24V	Cree	D:8.5 H:20 H2:27	1920Lm	>90	<14	35°	4000K	IP20	√	X	X	III
	8925220	Sandy Black Aluminium	10W	DC24V	Cree	D:3 H:12 H2:19	800Lm	>90	<14	35°	3000K	IP20	√	X	X	III
	9012673	Satin Gold & Black Aluminium	10W	DC24V	Cree	D:3 H:12 H2:19	680Lm	>90	<14	35°	3000K	IP20	√	X	X	III
	8925216	Sandy Black Aluminium	8W	DC24V	Cree	D:3 H:12 H2:19	580Lm	>90	<14	10°	3000K	IP20	√	X	X	III

*Lifetime: 50.000 hours of usage





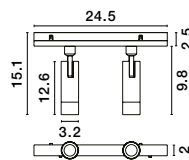
CRI
90




9060950
5W · 3000K · 35°



9060980 · 10W · 3000K · 35°
9060990 · 10W · 4000K · 35°



9070129
2.5W · 3000K · 34°



9060960 · 42W · 3000K · 120°
9060970 · 42W · 4000K · 120°

WIDTH
FOR
ACCESSORIES
2 CM



9070130
2.5W · 3000K · 12°

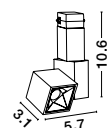


Photo	Code	Material	Watt	Volt	LED Chip	Dimension (cm)	Lumen	CRI	UGR	Beam Angle	Kelvin	Protection	Adj.	Driver Included	Dim.	Class
	9060960	Sandy Black Aluminium	42W	DC24V	Philips	L: 80.4 W: 3.5 H: 5.2	1740Lm	>90	<22	120°	3000K	IP20	X	X	✓	III
	9060970	Sandy Black Aluminium	42W	DC24V	Philips	L: 80.4 W: 3.5 H: 5.2	2618Lm	>90	<22	120°	4000K	IP20	X	X	✓	III
	9060980	Sandy Black Aluminium	10W	DC24V	Bridgelux	D: 3.2 L: 24.5 H: 15.1	538Lm	>90	<22	35°	3000K	IP20	✓	X	✓	III
	9060990	Sandy Black Aluminium	10W	DC24V	Bridgelux	D: 3.2 L: 24.5 H: 15.1	576Lm	>90	<19	35°	4000K	IP20	✓	X	✓	III
	9060950	Sandy Black Aluminium	5W	DC24V	Cree	D: 3 H: 10.6	596Lm	>90	<25	35°	3000K	IP20	X	X	✓	III
	9070129	Sandy Black Aluminium	2.5W	DC24V	Osram	L: 3.6 W: 3.6 H: 5.1	34Lm	>90	<10	34°	3000K	IP20	X	X	✓	III
	9070130	Sandy Black Aluminium	2.5W	DC24V	Osram	L: 3.5 W: 5.7 H: 10.5	32Lm	>90	<10	12°	3000K	IP20	✓	X	✓	III

*Lifetime: 50.000 hours of usage

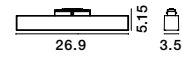




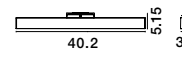
TRIAC Dimmable




9136152
15W · 3000K



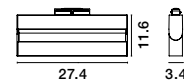
9136153
22W · 3000K



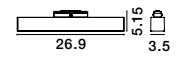
9136155
22W · 3000K



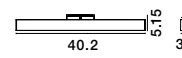
9136154
15W · 3000K



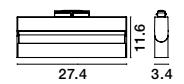
9136156
15W · 3000K




9136157
22W · 3000K



9136158
15W · 3000K



9136159
22W · 3000K



WIDTH FOR ACCESSORIES 2 CM

CRI 90

Photo	Code	Material	Watt	Volt	LED Chip	Dimension(cm)	Lumen	CRI	UGR	Beam Angle	Kelvin	Protection	Adj.	Driver Included	Dim.	Class
	9136152	Sandy Black Aluminium	15W	DC48V	Philips	L:26.9 W:3.5 H:5.1	1037Lm	>90	<18	35°	3000K	IP20	X	X	√	III
	9136153	Sandy Black Aluminium	22W	DC48V	Philips	L:40.2 W:3.5 H:5.1	1746Lm	>90	<18	35°	3000K	IP20	X	X	√	III
	9136154	Sandy Black Aluminium	15W	DC48V	Philips	L:27.4 W:3.4 H:11.6	1428Lm	>90	<18	35°	3000K	IP20	√	X	√	III
	9136155	Sandy Black Aluminium	22W	DC48V	Philips	L:40.2 W:3.4 H:11.6	834Lm	>90	<18	35°	3000K	IP20	√	X	√	III
	9136156	Sandy Black Aluminium	15W	DC48V	Philips	L:26.9 W:3.5 H:5.1	580Lm	>90	<18	120°	3000K	IP20	X	X	√	III
	9136157	Sandy Black Aluminium	22W	DC48V	Philips	L:40.2 W:3.5 H:5.1	943Lm	>90	<18	120°	3000K	IP20	X	X	√	III
	9136158	Sandy Black Aluminium	15W	DC48V	Philips	L:27.4 W:3.4 H:11.6	954Lm	>90	<18	120°	3000K	IP20	√	X	√	III
	9136159	Sandy Black Aluminium	22W	DC48V	Philips	L:40.7 W:3.4 H:11.6	1400Lm	>90	<18	120°	3000K	IP20	√	X	√	III

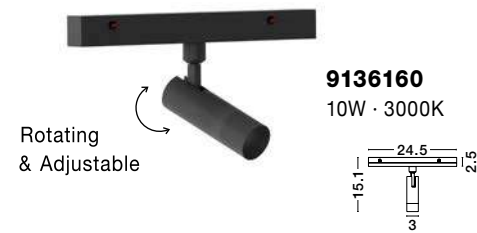
*Lifetime: 50.000 hours of usage

HOW TO CONNECT TRIAC DIMMABLE GO TO PAGE 449





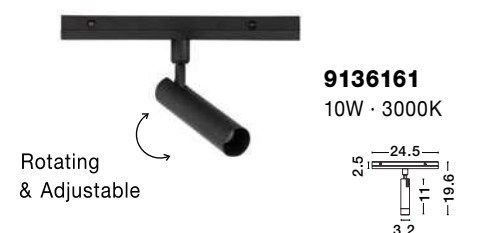
TRIAC Dimmable



9136160
10W · 3000K

Rotating & Adjustable

WIDTH FOR ACCESSORIES 2 CM



9136161
10W · 3000K

Rotating & Adjustable



9136164
20W · 3000K

Rotating & Adjustable

CRI 90



9136168
10W · 3000K

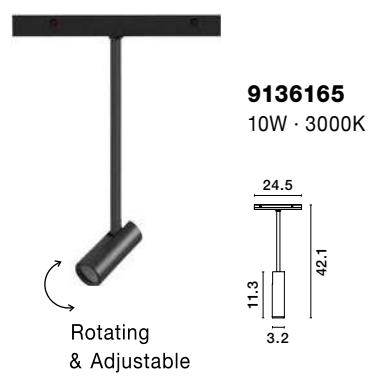
Rotating & Adjustable



9136167
45W · 3000K

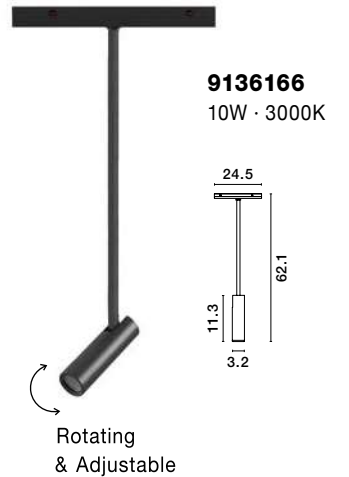
Photo	Code	Material	Watt	Volt	LED Chip	Dimension(cm)	Lumen	CRI	UGR	Beam Angle	Kelvin	Protection	Adj.	Driver Included	Dim.	Class
	9136160	Sandy Black Aluminium	10W	DC48V	Bridgelux	D: 3 L: 24.5 H: 15.1	271Lm	>90	<19	36°	3000K	IP20	✓	X	✓	III
	9136161	Sandy Black Aluminium	10W	DC48V	Bridgelux	D: 3.2 L: 24.5 H: 19.6	543Lm	>90	<19	36°	3000K	IP20	✓	X	✓	III
	9136164	Sandy Black Aluminium	20W	DC48V	Bridgelux	D: 6.5 L: 24.5 H: 21	954Lm	>90	<13	36°	3000K	IP20	✓	X	✓	III
	9136167	Sandy Black Aluminium	45W	DC48V	Philips	L: 79.9 W: 3.5 H: 5	2925Lm	>90	<25	120°	3000K	IP20	X	X	✓	III
	9136168	Sandy Black Aluminium	10W	DC48V	Bridgelux	D: 3.2 W: 24.5 H: 15.1	543Lm	>90	<19	35°	3000K	IP20	✓	X	✓	III

*Lifetime: 50.000 hours of usage



9136165
10W · 3000K

Rotating & Adjustable



9136166
10W · 3000K

Rotating & Adjustable



DRIVER · 9621503
Meanwell LED Driver 200 Watt
Input: 220-240V AC IP20
Output: 48V DC 4.4A
L: 21.5 W: 11.5 H: 3 cm





TRIAC CONTROLLER · 9136151
Triac Controller 288W
Input: DC 24-48V
Output: DC 4-24V 10A
DC 25-48V 6A
L: 16 W: 4.7 H: 2.2 cm

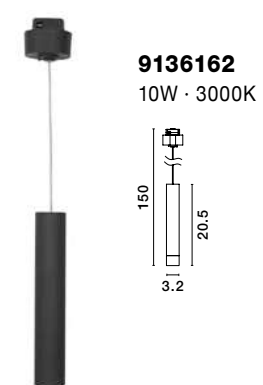
Photo	Code	Material	Watt	Volt	LED Chip	Dimension(cm)	Lumen	CRI	UGR	Beam Angle	Kelvin	Protection	Adj.	Driver Included	Dim.	Class
	9136162	Sandy Black Aluminium	10W	DC48V	Bridgelux	D: 3.2 H: 150	550Lm	>90	<19	45°	3000K	IP20	X	X	✓	III
	9136163	Brass Gold Aluminium	10W	DC48V	Bridgelux	D: 3.2 H: 150	550Lm	>90	<19	45°	3000K	IP20	X	X	✓	III
	9136165	Sandy Black Aluminium	10W	DC48V	Bridgelux	D: 3.2 L: 24.5 H: 42.1	699Lm	>90	<16	45°	3000K	IP20	✓	X	✓	III
	9136166	Sandy Black Aluminium	10W	DC48V	Bridgelux	D: 3.2 L: 24.5 H: 62.1	699Lm	>90	<16	45°	3000K	IP20	✓	X	✓	III

*Lifetime: 50.000 hours of usage

TRIAC Dimmable



9136163
10W · 3000K



9136162
10W · 3000K

MAGNETIC
DECORATIVE LIGHTING
SYSTEMS





DION - 9028803
 Magnetic Circular Structure
 Satin Gold Aluminium IP20
 Included Driver 350 Watt
 AC220-240V Output 24V DC
 D1: 100 D2: 80 D3: 60 H: 200 cm



DION - 9028800
 Magnetic Circular Structure
 Satin Gold Aluminium IP20
 Included Driver 200 Watt
 AC220-240V Output 24V DC
 D1: 80 D2: 60 H: 150 cm

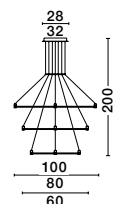
**EASY
 INSTALLATION
 UP
 DOWN**



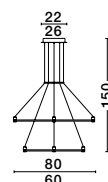
DION - 9028600
 Magnetic Circular Structure
 Satin Gold Aluminium IP20
 Included Driver 60 Watt
 AC220-240V Output 24V DC
 D: 60 H: 120 cm

For accessories go on page 144-146

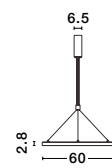




DION - 9028923
 Magnetic Circular Structure
 Sandy Black Aluminium IP20
 Included Driver 350 Watt
 AC220-240V Output 24V DC
 D1: 100 D2: 80 D3: 60 H: 200 cm
 LED DRIVER INCL.



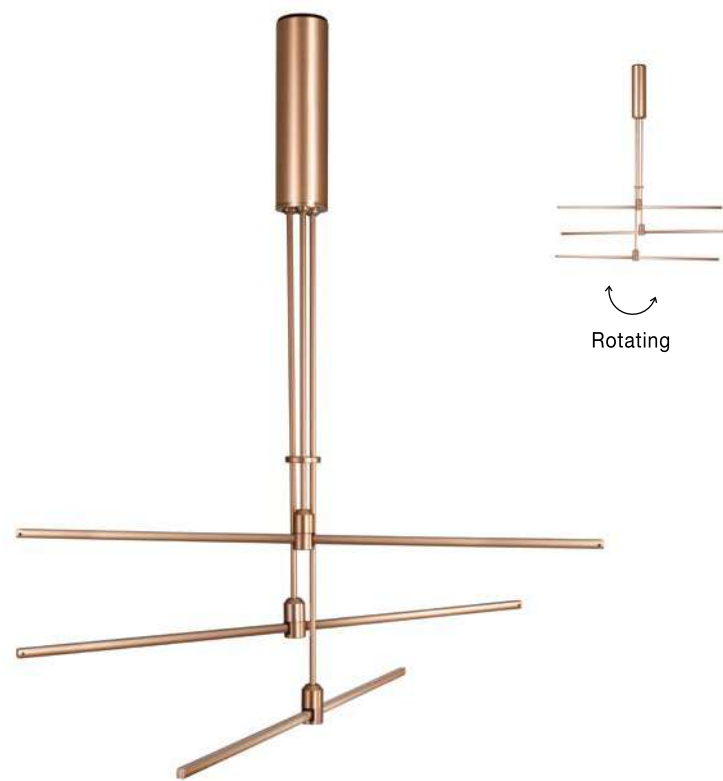
DION - 9028922
 Magnetic Circular Structure
 Sandy Black Aluminium IP20
 Included Driver 200 Watt
 AC220-240V Output 24V DC
 D1: 80 D2: 60 H: 150 cm
 LED DRIVER INCL.



DION - 9028921
 Magnetic Circular Structure
 Sandy Black Aluminium IP20
 Included Driver 60 Watt
 AC220-240V Output 24V DC
 D: 60 H: 120 cm
 LED DRIVER INCL.

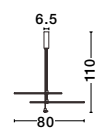
For accessories go on page 144-146





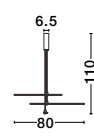
FEDON - 9028820

Magnetic Linear Structure
Satin Gold Aluminium IP20
Included Driver 100 Watt
AC220-240V Output 24V DC
L: 80 H: 110 cm



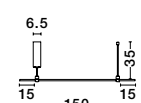
FEDON - 9028981

Magnetic Linear Structure
Sandy Black Aluminium IP20
Included Driver 100 Watt
AC220-240V Output 24V DC
L: 80 H: 110 cm



For accessories go on page 144-146





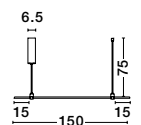

GRAMMI 03 - 9028348

Magnetic Tubular Structure
Satin Gold Aluminium IP20
Included Driver 60 Watt
AC220-240V Output 24V DC
L: 150 H: 35 cm



GRAMMI 05 - 9028751

Magnetic Connector



GRAMMI 04 - 9028750

Magnetic Tubular Structure
Satin Gold Aluminium IP20
Included Driver 60 Watt
AC220-240V Output 24V DC
L: 150 H: 75 cm



For accessories go on page 144-150

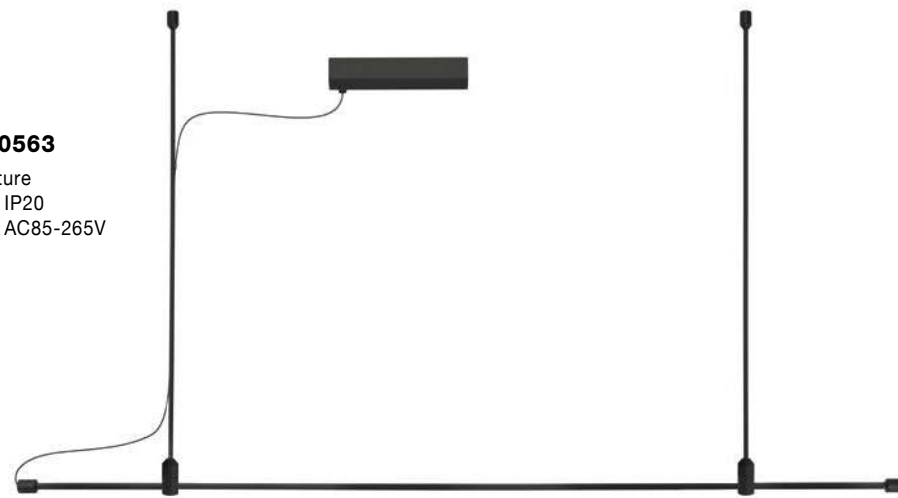
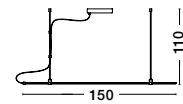




IF 110cm
IS NOT
COMPATIBLE
FOR YOU
WE HAVE ALSO
35cm & 70cm
TUBE

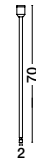
GRAMMI 01 - 9180563

Magnetic Tubular Structure
Sandy Black Aluminium IP20
Included Driver 60 Watt AC85-265V
L: 150 H: 110 cm



ZED - 9980751

Sandy Black Aluminium
Tube
D: 2 H: 70 cm

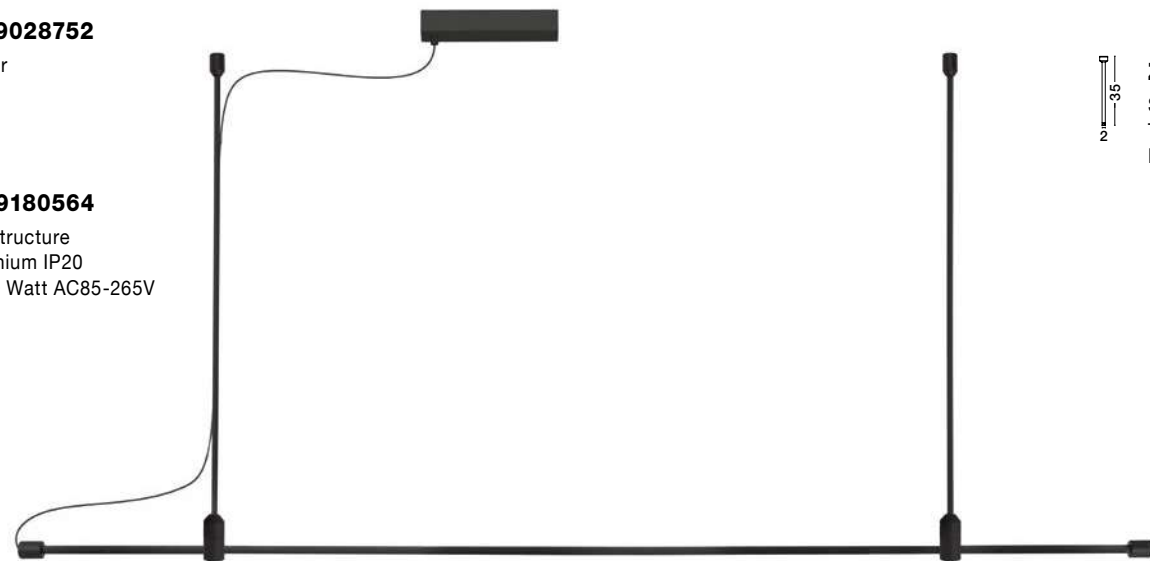
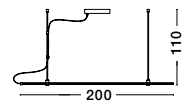


GRAMMI 05 - 9028752

Magnetic Connector

GRAMMI 02 - 9180564

Magnetic Tubular Structure
Sandy Black Aluminium IP20
Included Driver 100 Watt AC85-265V
L: 200 H: 110 cm



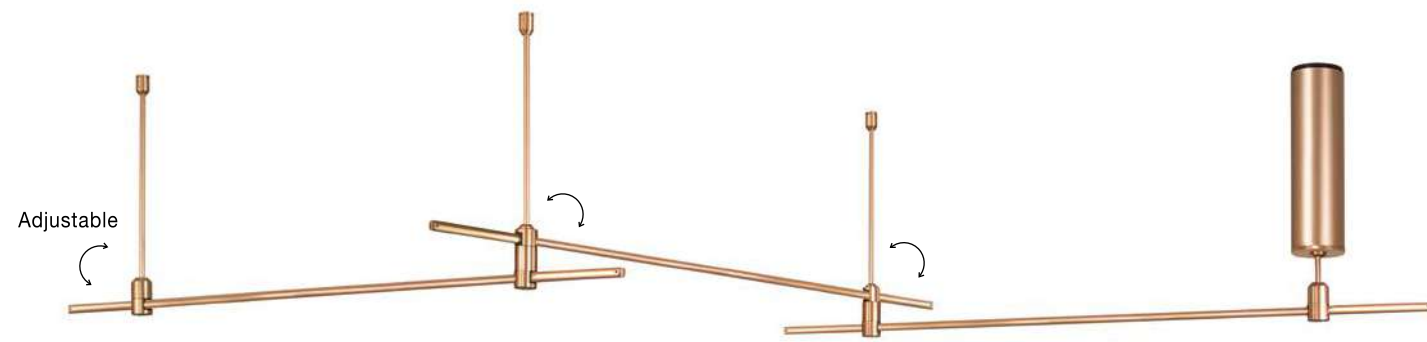
ZED - 9980752

Sandy Black Aluminium
Tube
D: 2 H: 35 cm

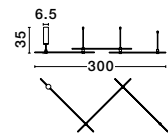


For accessories go on page 144-150

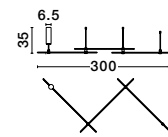




CRON - 9028310
 Magnetic Tubular Structure
 Satin Gold Aluminium IP20
 Included Driver 100 Watt
 AC220-240V Output 24V DC
 L: 300 H: 35 cm



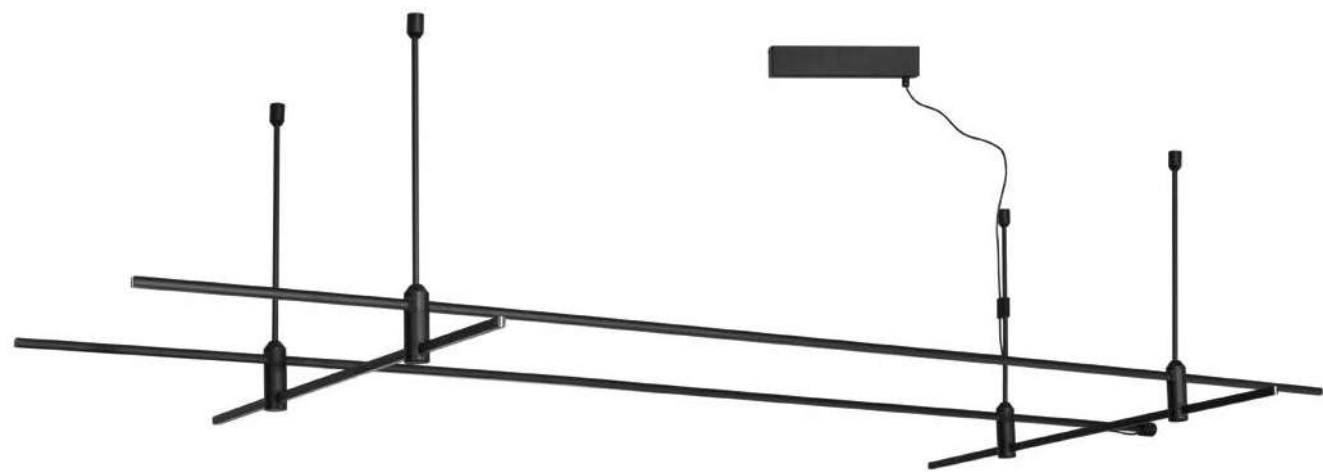
CRON - 9028311
 Magnetic Tubular Structure
 Sandy Black Aluminium IP20
 Included Driver 100 Watt
 AC220-240V Output 24V DC
 L: 300 H: 35 cm



For accessories go on page 144-150







CRIMSON - 9190800
 Magnetic Tubular Structure
 Sandy Black Aluminium IP20
 Included Driver 100 Watt AC85-265V
 Output 24V DC
 L: 200 W: 80 H: 35 cm



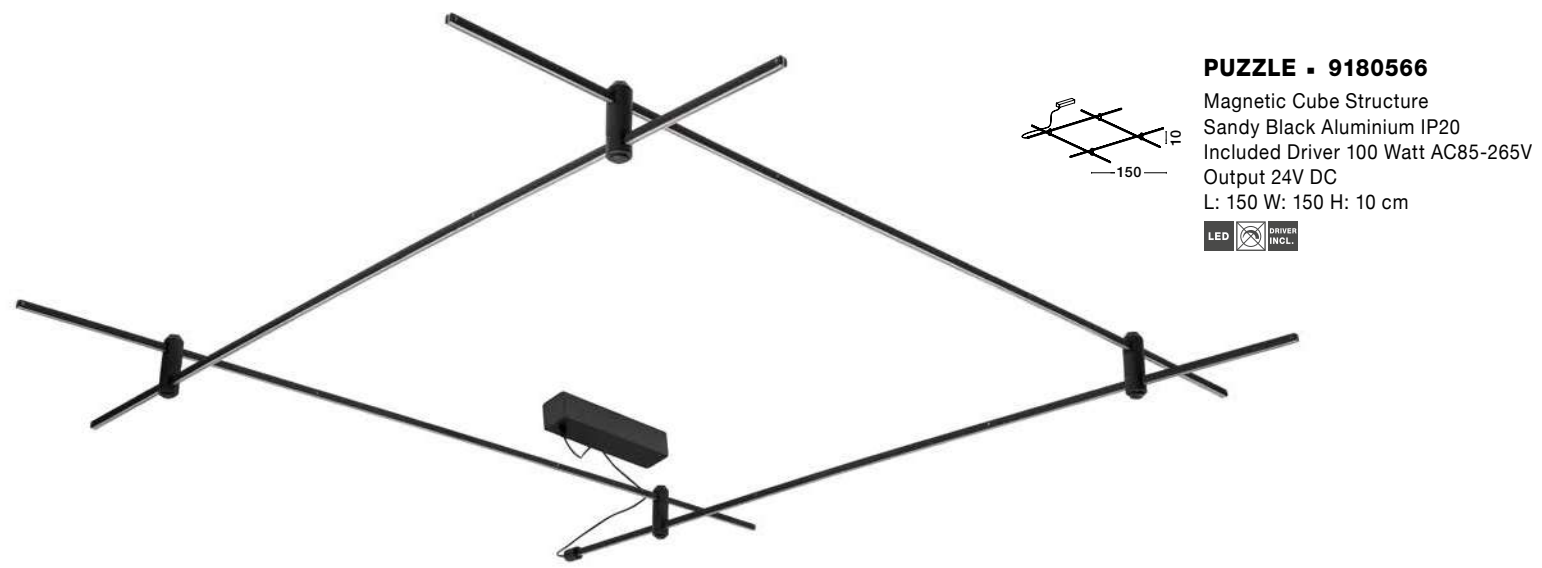
CRIMSON - 9190350
 Magnetic Tubular Structure
 Sandy Black Aluminium
 L: 200 H: 35 cm

JUST COMBINE THE 9190800 & 9190350 TO CREATE A DOUBLE MAGNETIC LAYER

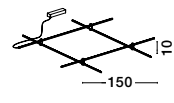


For accessories go on page 144-150


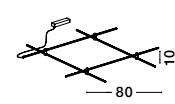




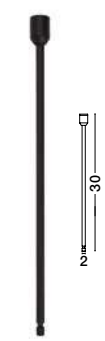
PUZZLE - 9180566
 Magnetic Cube Structure
 Sandy Black Aluminium IP20
 Included Driver 100 Watt AC85-265V
 Output 24V DC
 L: 150 W: 150 H: 10 cm



PUZZLE - 9180565
 Magnetic Cube Structure
 Sandy Black Aluminium IP20
 Included Driver 60 Watt AC85-265V
 Output 24V DC
 L: 80 W: 80 H: 10 cm



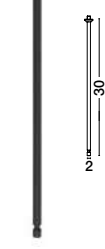
ZED - 9180567
 Sandy Black Aluminium Tube
 D: 2 H: 70 cm



ZED - 9180568
 Sandy Black Aluminium Tube
 D: 2 H: 30 cm



ZED - 9980570
 Sandy Black Aluminium Tube
 D: 2 H: 10 cm




PLUS - 9180569
 Connector Tube
 Sandy Black Aluminium
 D: 2 H: 30 cm


For installation diagram go on page 443
 For accessories go on page 144-150



HOW IT WORKS



step 1
 CHOOSE YOUR MAGNETIC ACCESSORIES



step 2
 IF YOU WANT TO COMBINE MORE THAN ONE 'PUZZLES' USE 'PLUS 9180569'



step 3
 TO ADJUST THE HEIGHT CHOOSE 'ZED' 9180567 OR 9180568 OR 9980570



MAGNETIC DECORATIVE ACCESSORIES

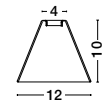


Photo	Code	Material	Watt	Volt	LED Chip	Dimension (cm)	Lumen	CRI	UGR	Beam Angle	Kelvin	Protection	Adj.	Driver Included	Dim.	Class
	9070171	Brass Aluminium	5W	DC24V	Cree	D: 4.9 H: 10	533Lm	>90	<18	38°	3000K	IP20	X	X	X	III
	9070172	Sandy Black Aluminium	5W	DC24V	Cree	D: 4.9 H: 10	533Lm	>90	<18	38°	3000K	IP20	X	X	X	III

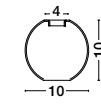
*Lifetime: 50.000 hours of usage



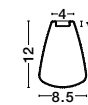
9028804



9028805



9028807



9028808



9028806



JUST KEEP THE 9028801 OR 9028924 & PICK THE GLASS YOU NEED



CRI 90





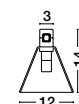


Photo	Code	Material	Watt	Volt	LED Chip	Dimension (cm)	Lumen	CRI	UGR	Beam Angle	Kelvin	Protection	Adj.	Driver Included	Dim.	Class
	9028801	Satin Gold Aluminium	5W	DC24V	Philips	D: 3 H: 9.2	600Lm	>90	<18	120°	3000K	IP20	X	X	X	III
	9028924	Sandy Black Aluminium	5W	DC24V	Philips	D: 3 H: 9.2	600Lm	>90	<18	120°	3000K	IP20	X	X	X	III

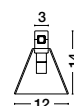
*Lifetime: 50.000 hours of usage



9090290
5W · 3000K



9090291
5W · 3000K



9090288
8W · 3000K



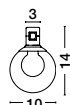
9090289
8W · 3000K



CRI
90



9090284
5W · 3000K



9090283
5W · 3000K

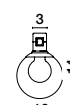



Photo	Code	Material	Watt	Volt	LED Chip	Dimension(cm)	Lumen	CRI	UGR	Beam Angle	Kelvin	Protection	Adj.	Driver Included	Dim.	Class
	9090290	Satin Gold Aluminium & Glass	5W	DC24V	Philips	D: 12 H: 14	220Lm	>90	<18	120°	3000K	IP20	X	X	X	III
	9090291	Sandy Black Aluminium & Glass	5W	DC24V	Philips	D: 12 H: 14	220Lm	>90	<18	120°	3000K	IP20	X	X	X	III
	9090289	Sandy Black Aluminium & Glass	8W	DC24V	Philips	D: 5 H: 27	400Lm	>90	<18	120°	3000K	IP20	X	X	X	III
	9090288	Satin Gold Aluminium & Glass	8W	DC24V	Philips	D: 5 H: 27	400Lm	>90	<18	120°	3000K	IP20	X	X	X	III
	9090284	Satin Gold Aluminium & Glass	5W	DC24V	Osram	D: 10 H: 14	380Lm	>90	<18	120°	3000K	IP20	X	X	X	III
	9090283	Sandy Black Aluminium & Glass	5W	DC24V	Osram	D: 10 H: 14	380Lm	>90	<18	120°	3000K	IP20	X	X	X	III

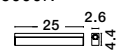
*Lifetime: 50.000 hours of usage



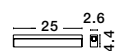
CRI 90



9090293
10W · 3000K



9090292
10W · 3000K



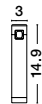
9090285
5W · 3000K



9090286
5W · 3000K



9180561
5W · 3000K



9090281
5W · 3000K



Rotating & Adjustable



9180562
5W · 3000K



Rotating & Adjustable



9090282
5W · 3000K



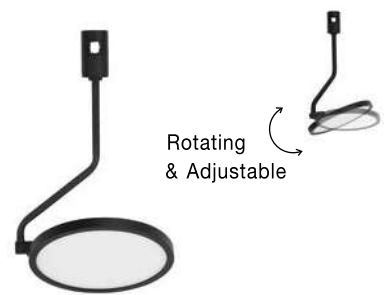
Photo	Code	Material	Watt	Volt	LED Chip	Dimension(cm)	Lumen	CRI	UGR	Beam Angle	Kelvin	Protection	Adj.	Driver Included	Dim.	Class
	9090293	Sandy Black Aluminium	10W	DC24V	Osram	L: 25 W: 2.6 H: 4.4	430Lm	>90	<18	120°	3000K	IP20	X	X	X	III
	9090292	Satin Gold Aluminium	10W	DC24V	Osram	L: 25 W: 2.6 H: 4.4	430Lm	>90	<18	120°	3000K	IP20	X	X	X	III
	9090285	Sandy Black Aluminium	5W	DC24V	Osram	D: 6 H: 10.6	300Lm	>90	<18	120°	3000K	IP20	X	X	X	III
	9090286	Satin Gold Aluminium	5W	DC24V	Osram	D: 6 H: 10.6	300Lm	>90	<18	120°	3000K	IP20	X	X	X	III
	9180561	Sandy Black Aluminium	5W	DC24V	Philips	D: 3 H: 14.9	300Lm	>90	<18	120°	3000K	IP20	X	X	X	III
	9090281	Satin Gold Aluminium	5W	DC24V	Philips	D: 3 H: 14.9	300Lm	>90	<18	120°	3000K	IP20	X	X	X	III
	9180562	Sandy Black Aluminium	5W	DC24V	Cree	D: 3.2 H: 13.5	330Lm	>90	<14	35°	3000K	IP20	✓	X	X	III
	9090282	Satin Gold Aluminium	5W	DC24V	Cree	D: 3.2 H: 13.5	330Lm	>90	<14	35°	3000K	IP20	✓	X	X	III

*Lifetime: 50.000 hours of usage

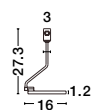




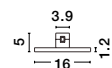
CRI
90



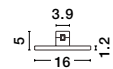
9028818
15W · 3000K



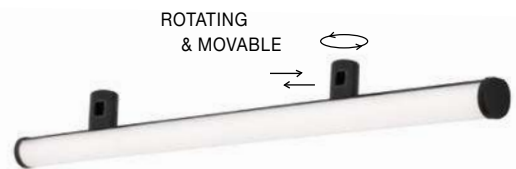
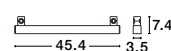
9028817
15W · 3000K



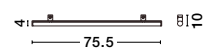
9028925
15W · 3000K



9190615
15W · 3000K



9190619
20W · 3000K



9028838
38W · 3000K

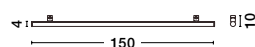



Photo	Code	Material	Watt	Volt	LED Chip	Dimension(cm)	Lumen	CRI	UGR	Beam Angle	Kelvin	Protection	Adj.	Driver Included	Dim.	Class
	9028818	Sandy Black Aluminium	15W	DC24V	Osram	D: 16 H: 27.3	1100Lm	>90	<18	120°	3000K	IP20	√	X	X	III
	9028817	Satin Gold Aluminium	15W	DC24V	Osram	D: 16 H: 5	1100Lm	>90	<18	120°	3000K	IP20	X	X	X	III
	9028925	Sandy Black Aluminium	15W	DC24V	Osram	D: 16 H: 5	1100Lm	>90	<18	120°	3000K	IP20	X	X	X	III
	9190615	Sandy Black Aluminium	15W	DC24V	Osram	L: 45.4 H: 7.4	1100Lm	>90	<18	120°	3000K	IP20	X	X	X	III
	9190619	Sandy Black Aluminium	20W	DC24V	Osram	L: 75.5 H: 4 H2: 10	1400Lm	>90	<18	120°	3000K	IP20	√	X	X	III
	9028838	Sandy Black Aluminium	38W	DC24V	Osram	L: 150 H: 4 H2: 10	2660Lm	>90	<18	120°	3000K	IP20	√	X	X	III

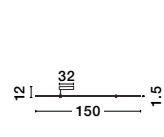
*Lifetime: 50.000 hours of usage



WALL MAGNETIC DECORATIVE & ACCESSORIES



**CREATE
YOUR
WALL
DESIGN**

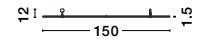


MAGNA - 9180660
Magnetic Wall Structure
Sandy Black Aluminium IP20
Included Driver 60 Watt
AC85-265V Output 24V DC
L: 150 W: 1.5 H: 12 cm

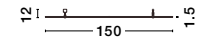
9180120
Magnetic Wall Structure
Sandy Black Aluminium IP20
Included Driver 120 Watt
AC85-265V Output 24V DC
L: 150 W: 1.5 H: 12 cm



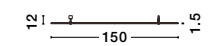
MAGNA - 9180121
Magnetic Wall Structure
Sandy Black Aluminium
L: 150 W: 1.5 H: 12 cm



MAGNA - 9180122
Magnetic Wall Structure
Sandy Black Aluminium
L: 150 W: 1.5 H1: 9 H2: 12 cm



MAGNA - 9180123
Magnetic Wall Structure
Sandy Black Aluminium
L: 150 W: 1.5 H: 12 cm



For accessories go on page 156

**HOW IT
WORKS**

YOU CAN MAKE YOUR OWN SHAPE

- Choose the stick with the driver you need
- Connect magnetically the sticks you need
- Add your favorite accessories the driver supports

FOR ONE LINE ORDER:
9180660 or 9180120

FOR TWO LINES ORDER:
9180660 + 9180122


FOR THREE LINES ORDER:
9180660 + 9180121
9180123

FOR FOUR LINES ORDER:
9180120 + 9180121
9180123 + 9180121

FOR FIVE LINES ORDER:
9180120 + 9180121
9180121 + 9180121
9180123

FOR SIX LINES ORDER:
9180120 + 9180121
9180123 + 9180121
9180123 + 9180122





CHOOSE
YOUR
ACCESSORY

CRI
90



LIBO - 9180006
6W · 3000K



LIBO - 9180015
15W · 3000K



Photo	Code	Material	Watt	Volt	LED Chip	Dimension(cm)	Lumen	CRI	UGR	Beam Angle	Kelvin	Protection	Adj.	Driver Included	Dim.	Class
	9180006	Sandy Black Aluminium	6W	DC24V	Osram	D: 16 H: 6	300Lm	>90	<14	120°	3000K	IP20	X	X	X	III
	9180015	Sandy Black Aluminium	15W	DC24V	Osram	D: 16 H: 6	900Lm	>90	<18	120°	3000K	IP20	X	X	X	III

*Lifetime: 50.000 hours of usage



CREATE
YOUR
WALL
DESIGN

- Choose the stick MAGNA with the driver you need



MAGNA - 9180660
Magnetic Wall Structure
Sandy Black Aluminium IP20
Included Driver 60 Watt
AC85-265V Output 24V DC
L: 150 W: 1.5 H: 12 cm

32
150
1.5

LED DRIVER INCL

9180120
Magnetic Wall Structure
Sandy Black Aluminium IP20
Included Driver 120 Watt
AC85-265V Output 24V DC
L: 150 W: 1.5 H: 12 cm

LED DRIVER INCL

- Add the RUB accessory

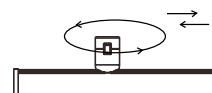


RUB - 9180661
Magnetic Wall Accessory
Sandy Black Aluminium
38 Watt 24V DC IP20
2660Lm 3000K CRI>90
UGR<18 Beam Angle 120°
L: 150 H: 10 cm

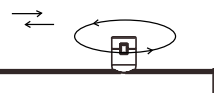
150

LED

ROTATING & MOVABLE

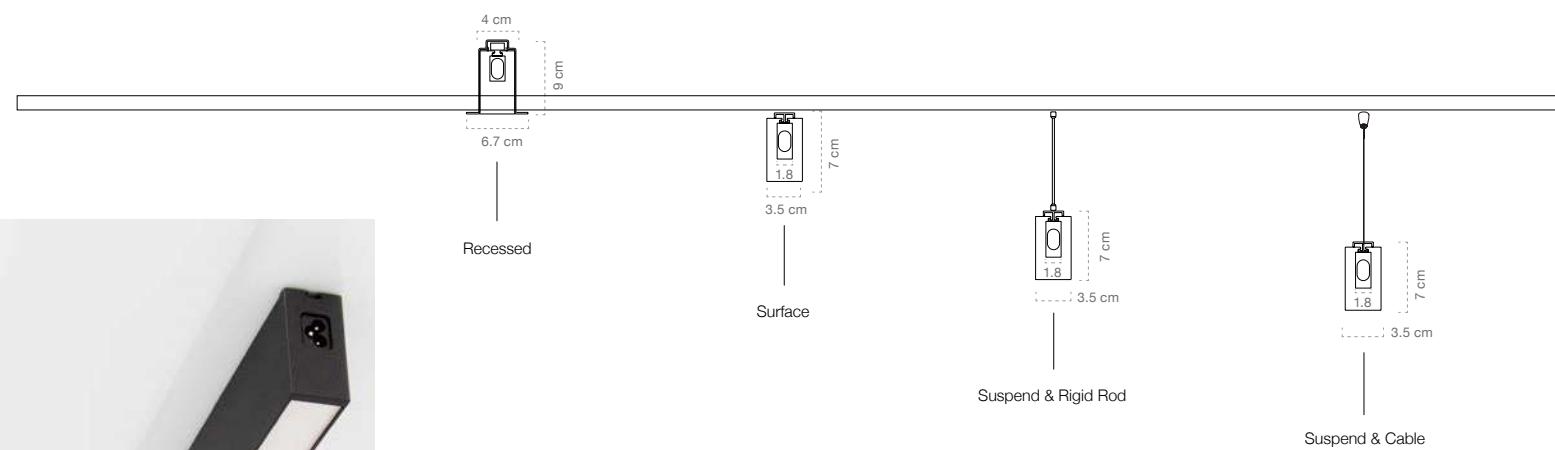


ROTATING & MOVABLE

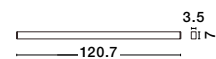


LINEAR LIGHTING
PROFILES





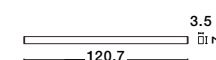
PROFILE
W: 3.5
H: 7 CM



LINA - 9970220 · 40W · 3000K
9080170 · 40W · 4000K




UGR
<8




LINA - 9970104 · 40W · 3000K
9080140 · 40W · 4000K

Photo	Code	Material	Watt	Volt	LED Chip	Dimension (cm)	Lumen	CRI	UGR	Beam Angle	Kelvin	Protection	Adj.	Driver Included	Dim.	Class
	9970220	Sandy Black Aluminium	40W	220-240V	Philips	L:120.7 W:3.5 H:7	2800	>90	<19	120°	3000K	IP20	X	✓	X	II
	9080170	Sandy Black Aluminium	40W	220-240V	Philips	L:120.7 W:3.5 H:7	2800	>90	<19	120°	4000K	IP20	X	✓	X	II
	9970104	Sandy Black Aluminium	40W	220-240V	Philips	L:120.7 W:3.5 H:7	2800	>90	<8	30°	3000K	IP20	X	✓	X	II
	9080140	Sandy Black Aluminium	40W	220-240V	Philips	L:120.7 W:3.5 H:7	2800	>90	<8	30°	4000K	IP20	X	✓	X	II

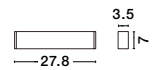
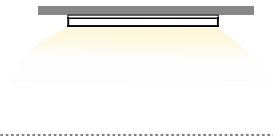
*Lifetime: 50.000 hours of usage



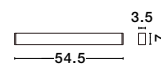


CRI
90

INSTALLATION

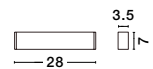


LINA - 9970200 · 10W · 3000K
9080150 · 10W · 4000K



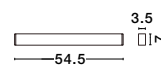
LINA - 9970210 · 20W · 3000K
9080160 · 20W · 4000K

PROFILE
W: 3.5
H: 7 CM



LINA - 9970102 · 10W · 3000K
9080120 · 10W · 4000K

UGR
<8



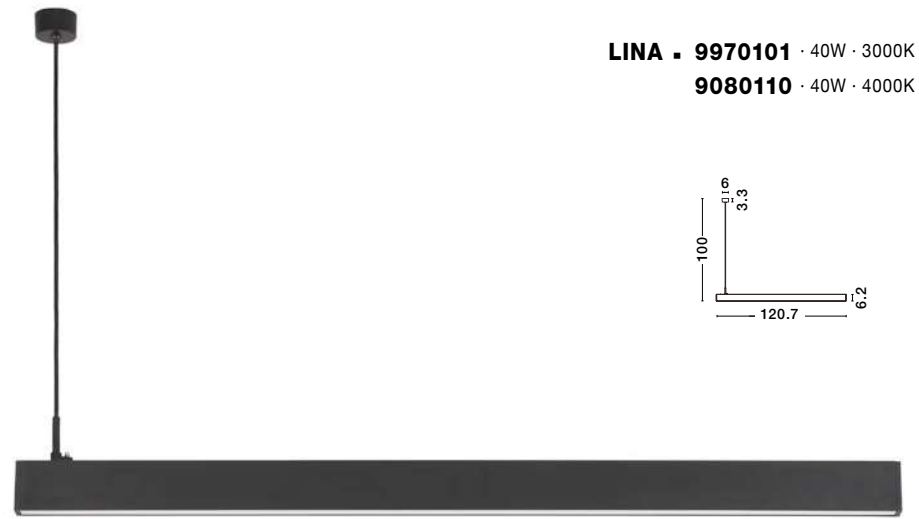
LINA - 9970103 · 20W · 3000K
9080130 · 20W · 4000K

UGR
<8

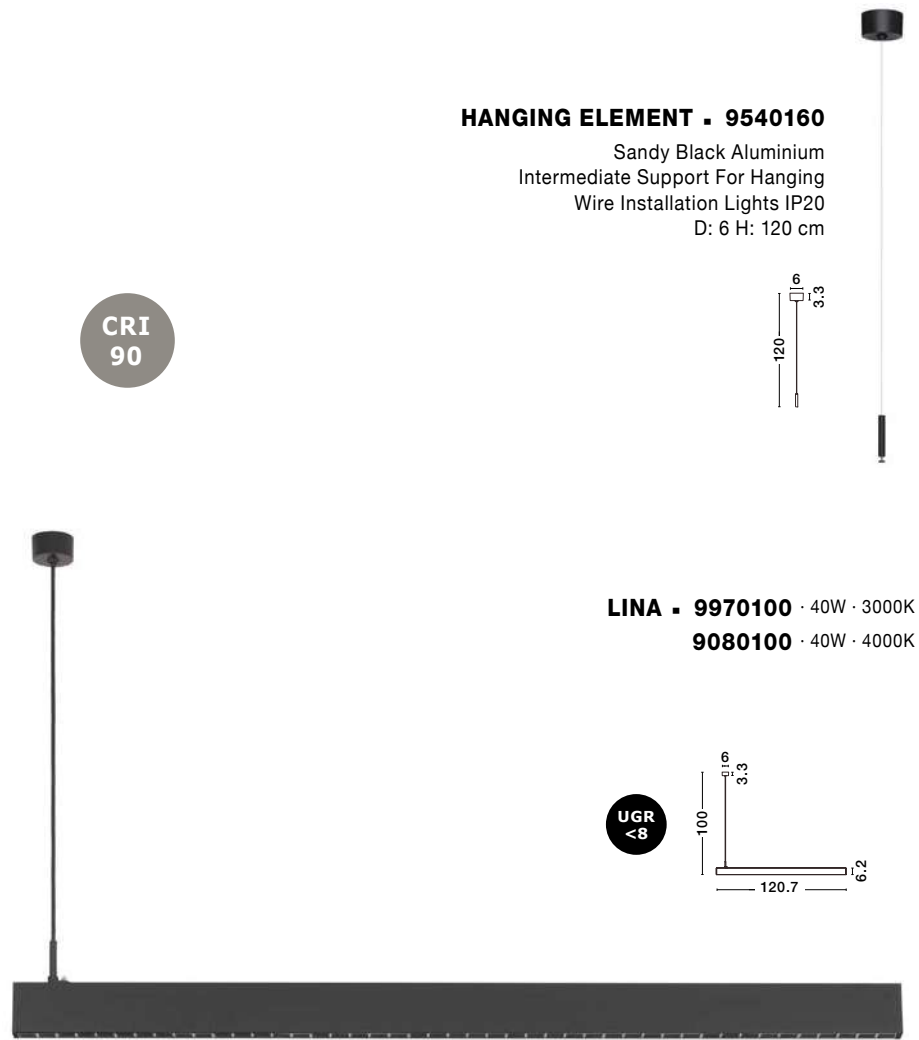
Photo	Code	Material	Watt	Volt	LED Chip	Dimension (cm)	Lumen	CRI	UGR	Beam Angle	Kelvin	Protection	Adj.	Driver Included	Dim.	Class
	9970200	Sandy Black Aluminium	10W	220-240V	Philips	L:27.8 W:3.5 H:7	700	>90	<19	120°	3000K	IP20	X	✓	X	II
	9080150	Sandy Black Aluminium	10W	220-240V	Philips	L:27.8 W:3.5 H:7	700	>90	<19	120°	4000K	IP20	X	✓	X	II
	9970210	Sandy Black Aluminium	20W	220-240V	Philips	L:54.5 W:3.5 H:7	1400	>90	<19	120°	3000K	IP20	X	✓	X	II
	9080160	Sandy Black Aluminium	20W	220-240V	Philips	L:54.5 W:3.5 H:7	1400	>90	<19	120°	4000K	IP20	X	✓	X	II
	9970102	Sandy Black Aluminium	10W	220-240V	Philips	L:28 W:3.5 H:7	700	>90	<8	30°	3000K	IP20	X	✓	X	II
	9080120	Sandy Black Aluminium	10W	220-240V	Philips	L:28 W:3.5 H:7	700	>90	<8	30°	4000K	IP20	X	✓	X	II
	9970103	Sandy Black Aluminium	20W	220-240V	Philips	L:54.5 W:3.5 H:7	1400	>90	<8	30°	3000K	IP20	X	✓	X	II
	9080130	Sandy Black Aluminium	20W	220-240V	Philips	L:54.5 W:3.5 H:7	1400	>90	<8	30°	4000K	IP20	X	✓	X	II

*Lifetime: 50.000 hours of usage





LINA - 9970101 · 40W · 3000K
9080110 · 40W · 4000K



HANGING ELEMENT - 9540160

Sandy Black Aluminium
 Intermediate Support For Hanging
 Wire Installation Lights IP20
 D: 6 H: 120 cm

CRI
 90

LINA - 9970100 · 40W · 3000K
9080100 · 40W · 4000K


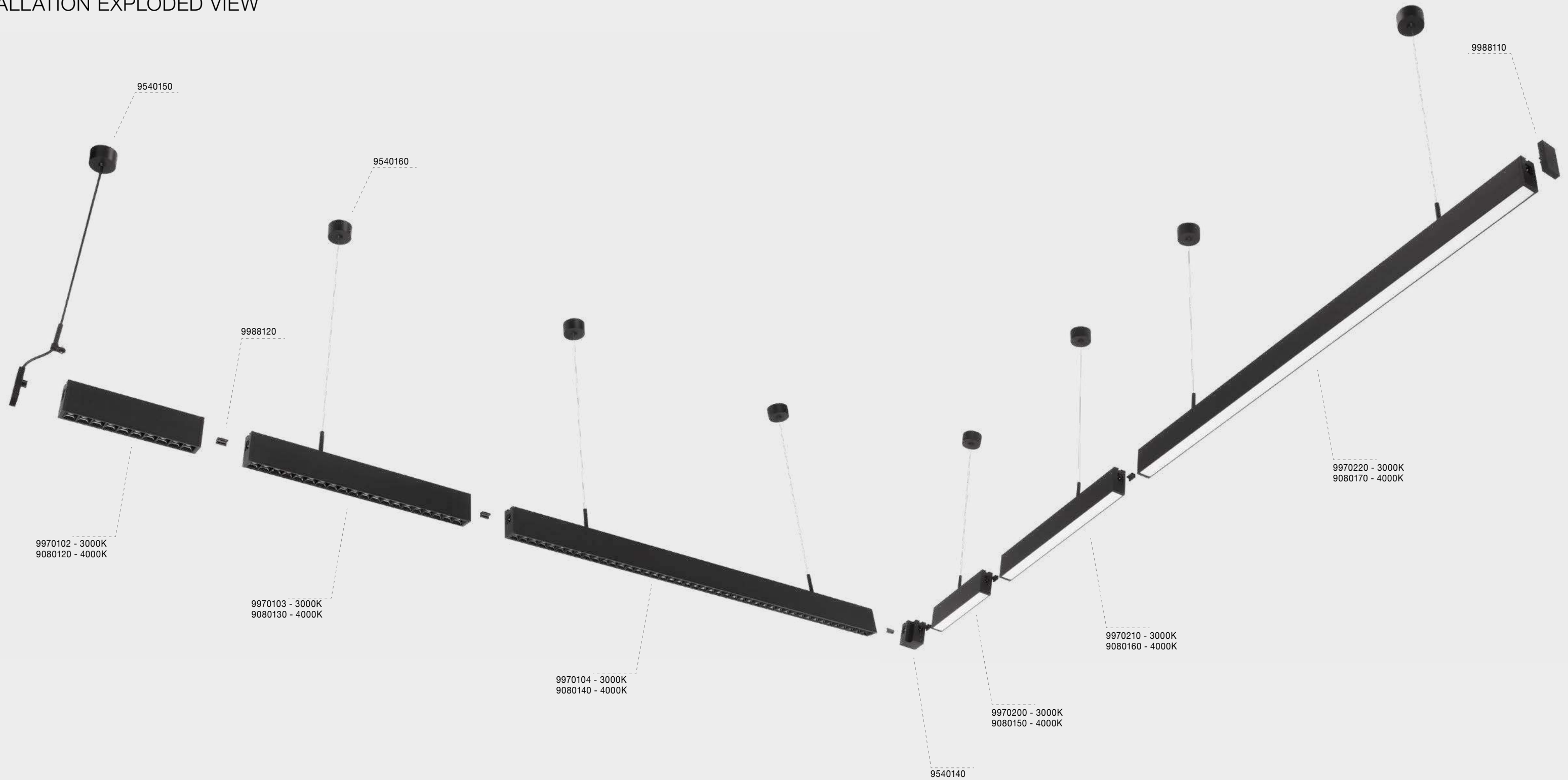
UGR
 <8

Photo	Code	Material	Watt	Volt	LED Chip	Dimension(cm)	Lumen	CRI	UGR	Beam Angle	Kelvin	Protection	Adj.	Driver Included	Dim.	Class
	9970101	Sandy Black Aluminium	40W	220-240V	Philips	L: 120.7 W: 3.5 H: 110	2800Lm	>90	<19	120°	3000K	IP20	X	✓	X	II
	9080110	Sandy Black Aluminium	40W	220-240V	Philips	L: 120.7 W: 3.5 H: 110	2800Lm	>90	<19	120°	4000K	IP20	X	✓	X	II
	9970100	Sandy Black Aluminium	40W	220-240V	Philips	L: 120.7 W: 3.5 H: 110	2800Lm	>90	<8	30°	3000K	IP20	X	✓	X	II
	9080100	Sandy Black Aluminium	40W	220-240V	Philips	L: 120.7 W: 3.5 H: 110	2800Lm	>90	<8	30°	4000K	IP20	X	✓	X	II

*Lifetime: 50.000 hours of usage



INSTALLATION EXPLODED VIEW



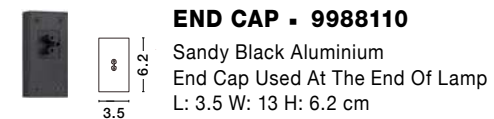
POWER SUPPLY - 9540150
Sandy Black Aluminium
Used For Suspend Wire To Start
Plug & Power Input IP20
D: 6 H: 120 cm



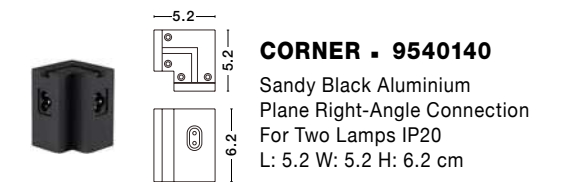
CONNECTOR - 9988120
Sandy Black PVC
Used For Lights Connection



HANGING ELEMENT - 9540160
Sandy Black Aluminium
Intermediate Support For Hanging
Wire Installation Lights IP20
D: 6 H: 120 cm



END CAP - 9988110
Sandy Black Aluminium
End Cap Used At The End Of Lamp
L: 3.5 W: 13 H: 6.2 cm

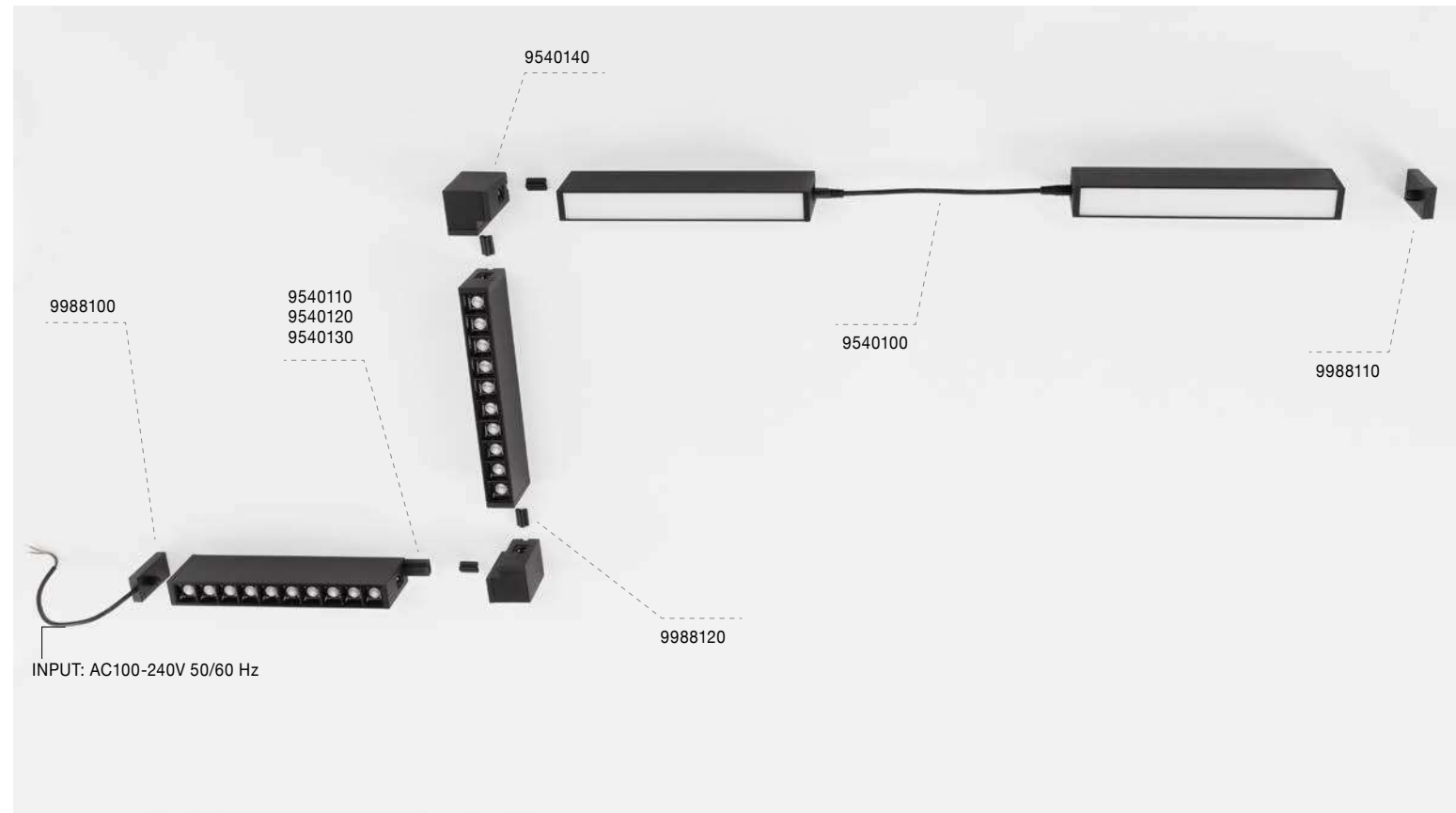


CORNER - 9540140
Sandy Black Aluminium
Plane Right-Angle Connection
For Two Lamps IP20
L: 5.2 W: 5.2 H: 6.2 cm

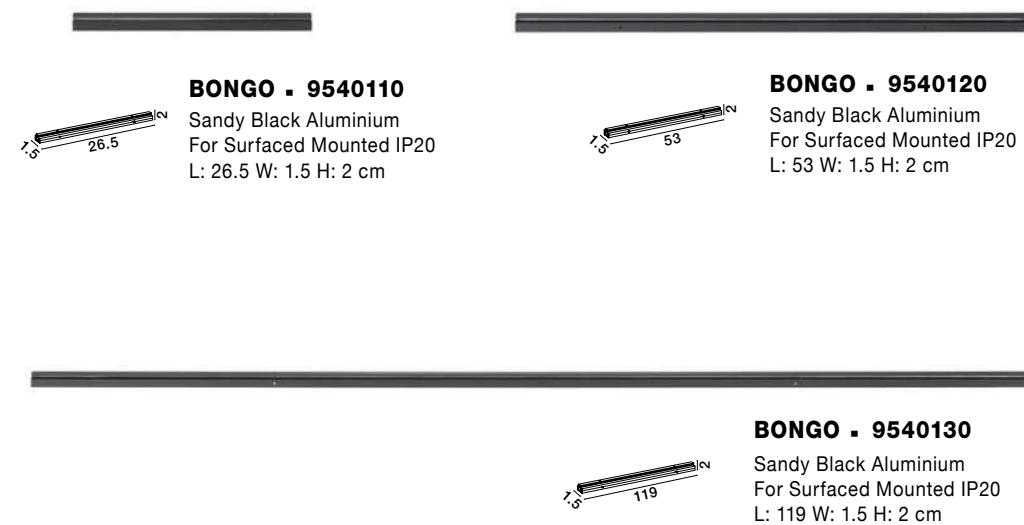
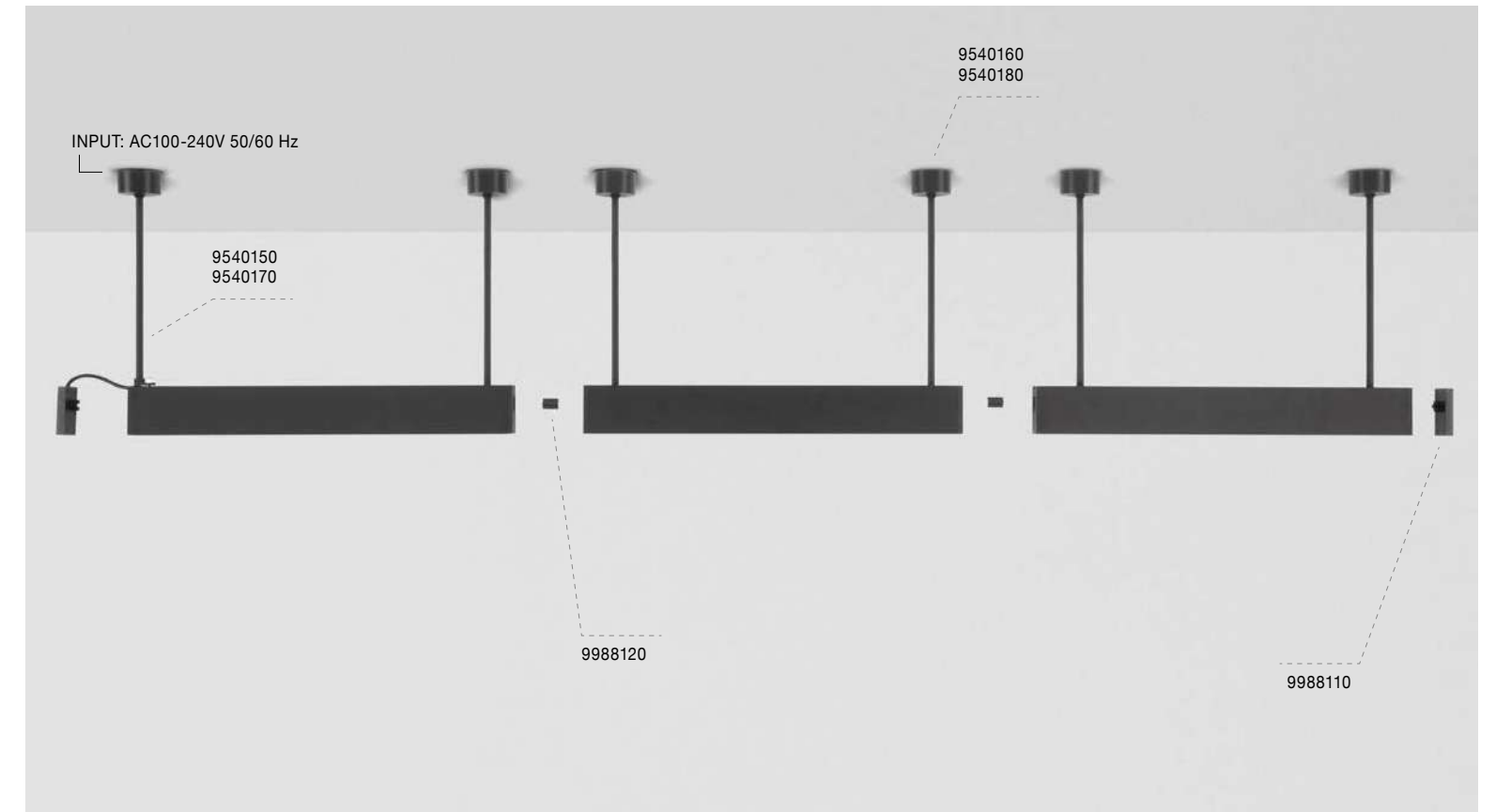


MODULAR CONNECTIONS

SURFACE MOUNTED ACCESSORIES USAGE



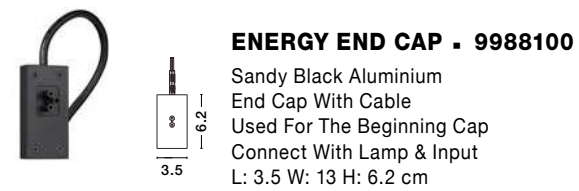
SUSPEND ACCESSORIES USAGE



BONGO - 9540110
Sandy Black Aluminium
For Surfaced Mounted IP20
L: 26.5 W: 1.5 H: 2 cm

BONGO - 9540120
Sandy Black Aluminium
For Surfaced Mounted IP20
L: 53 W: 1.5 H: 2 cm


BONGO - 9540130
Sandy Black Aluminium
For Surfaced Mounted IP20
L: 119 W: 1.5 H: 2 cm



ENERGY END CAP - 9988100
Sandy Black Aluminium
End Cap With Cable
Used For The Beginning Cap
Connect With Lamp & Input
L: 3.5 W: 13 H: 6.2 cm



CABLE - 9540100
Sandy Black PVC
Used for Lights Connection



POWER SUPPLY - 9540170
Sandy Black Aluminium
Used For Suspend Rod to Start
Plug & Power Input IP20
D: 6 H: 30 cm



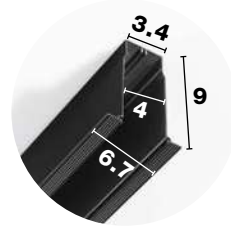
HANGING ELEMENT - 9540180
Sandy Black Aluminium
Intermediate Support For Suspend Rod
Installation Lights IP20
D: 6 H: 30 cm



RECESSED ACCESSORIES USAGE

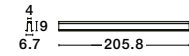


WITHOUT GAP



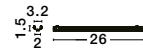
INSTALLATION RAIL - 9988200

Sandy Black Aluminium
Body For Recessed Installation
L: 205.8 W: 6.7 H: 9 cm
Cut Out: 4.2 cm



CONNECTOR - 9988204

Sandy Black Aluminium
Connection Bar
L: 26 W: 3.2 H: 1.5 cm



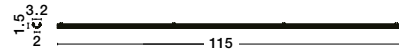
CONNECTOR - 9988205

Sandy Black Aluminium
Connection Bar
L: 52 W: 3.2 H: 1.5 cm



CONNECTOR - 9988206

Sandy Black Aluminium
Connection Bar
L: 115 W: 3.2 H: 1.5 cm



H CONNECTOR - 9988201

Sandy Black Aluminium
Horizontal 90° Connector
For Recessed Installation
L: 8 W: 9 H: 8 cm



TOOL - 9988207

Sandy Black Aluminium
Tool Kit For Removing Lamps
For 9988200



END CAP - 9988202

Sandy Black Aluminium
Track End Cap
L: 4.8 W: 0.2 H: 9 cm



END CAP - 9988203

Sandy Black Aluminium
End Cap Used At The End Of Lamp
for Recess Version
L: 3.5 W: 1.3 H: 7 cm



CONNECTOR - 9988208

Sandy Black Aluminium
Used For Lights Connection
For Recessed Installations



For installation instructions go on page 449



OFFICE MOTION SENSOR LIGHTING



- HAND SWEEP SENSOR DIMMING
- HAND SCAN SENSOR SWITCH
- ADJUSTABLE TELESCOPIC SLING
- ANTI-GLARE DESIGN
- UGR<8
- CRI>90






ON/OFF

PUT YOUR HAND UNDER THE SENSING AREA AND SLIDE TO THE LEFT OR RIGHT, THE LIGHT WILL TURN ON OR OFF.



Dimmable
5%-100%

PUT YOUR HAND UNDER THE SENSING AREA AND DO NOT MOVE, THE LAMP WILL ENTER THE DIMMING MODE, AND THE LIGHT CAN BE DIMMED OR BRIGHTENED.



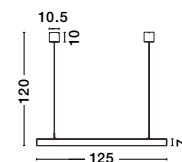
POWER SUPPLY

SMART LINA - 9063609

Dimmable
Sandy Black Aluminium
LED 16W 960Lm AC 220-240V
3000K UGR<8 CRI>90 IP20
Beam Angle: 30°
L: 125 W: 3.5 H: 120 cm

9063610

Dimmable
Sandy Black Aluminium
LED 16W 960Lm AC 220-240V
4000K UGR<8 CRI>90 IP20
Beam Angle: 30°
L: 125 W: 3.5 H: 120 cm


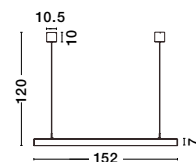


SMART LINA - 9063611

Dimmable
Sandy Black Aluminium
LED 25W 1625Lm AC 220-240V
3000K UGR<8 CRI>90 IP20
Beam Angle: 30°
L: 152 W: 3.5 H: 120 cm

9063612

Dimmable
Sandy Black Aluminium
LED 25W 1625Lm AC 220-240V
4000K UGR<8 CRI>90 IP20
Beam Angle: 30°
L: 152 W: 3.5 H: 120 cm

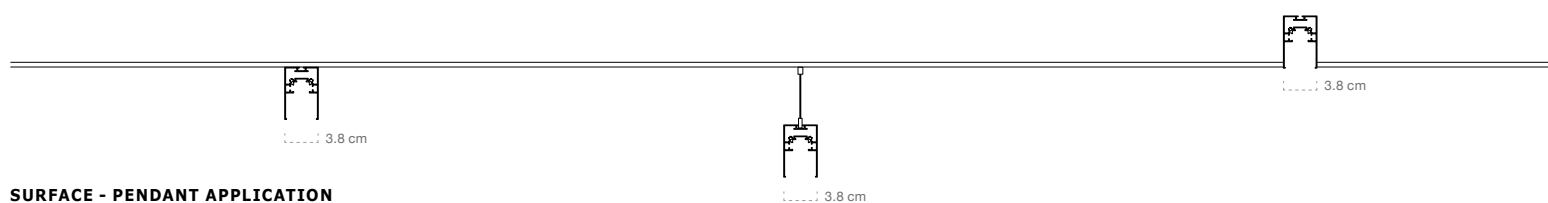


POWER SUPPLY




AYTOMATICALLY RETRACTABLE COMPONENTS. AS LONG AS THE HOVERING POSITION OF THE LAMP IS MANUALLY ADJUSTED, THE TELESCOPIC COMPONENT CAN BE AUTOMATICALLY FIXED, WHICH IS CONVENIENT AND FAST.





SURFACE - PENDANT APPLICATION




GENT - 8254401 · 40W · 4000K
8254429 · 40W · 3000K

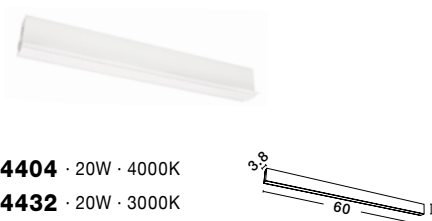


GENT - 8254430 · 40W · 3000K

RECESS APPLICATION



GENT - 8254403 · 40W · 4000K
8254431 · 40W · 3000K




GENT - 8254404 · 20W · 4000K
8254432 · 20W · 3000K

Photo	Code	Material	Watt	Volt	LED Chip	Dimension(cm)	Lumen	CRI	UGR	Beam Angle	Kelvin	Protection	Adj.	Driver Included	Dim.	Class
	8254401	Sandy Black Aluminium	40W	220-240V	Epistar	L: 120 W: 3.8 H: 7	2613Lm	>80	<18	120°	4000K	IP20	X	✓	X	II
	8254429	Sandy White Aluminium	40W	220-240V	Epistar	L: 120 W: 3.8 H: 7	2480Lm	>80	<18	120°	3000K	IP20	X	✓	X	II
	8254402	Sandy Black Aluminium	40W	220-240V	Epistar	L: 120 W: 3.8 H: 7	2740Lm	>80	<18	120°	4000K	IP20	X	✓	X	II
	8254430	Sandy Black Aluminium	40W	220-240V	Epistar	L: 120 W: 3.8 H: 7	2480Lm	>80	<18	120°	3000K	IP20	X	✓	X	II
	8254403	Sandy White Aluminium	40W	220-240V	Epistar	L: 120 W: 7 H: 7	2740Lm	>80	<18	120°	4000K	IP20	X	✓	X	II
	8254431	Sandy White Aluminium	40W	220-240V	Epistar	L: 120 W: 7 H: 7	2480Lm	>80	<18	120°	3000K	IP20	X	✓	X	II
	8254404	Sandy White Aluminium	20W	220-240V	Epistar	L: 60 W: 7 H: 7	1380Lm	>80	<18	120°	4000K	IP20	X	✓	X	II
	8254432	Sandy White Aluminium	20W	220-240V	Epistar	L: 60 W: 7 H: 7	1250Lm	>80	<18	120°	3000K	IP20	X	✓	X	II

*Lifetime: 50.000 hours of usage





SURFACE - PENDANT APPLICATION



DIDO - 8254443 · 20W · 4000K
8254441 · 20W · 3000K



DIDO - 8254444 · 20W · 4000K
8254442 · 20W · 3000K



KIT - 8254410 W
 White Set of Accessories for Pendant Application



KIT - 8254410 B
 Black Set of Accessories for Pendant Application



END CAP - 8254407
 White Aluminium Frame



END CAP - 8254406
 Black Aluminium Frame



ZERINO - 8254425
 Connector for Two Linear Profiles



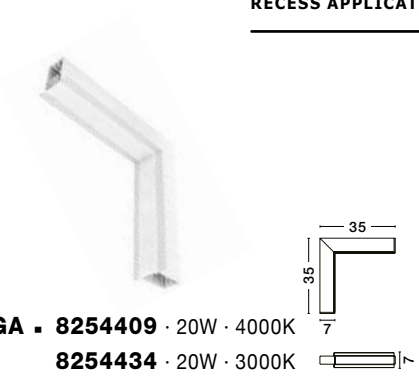
SCREW - 8254411
 Screws for Ceiling Application



GAGA - 8254408 · 20W · 4000K
8254433 · 20W · 3000K



END CAP - 8254445
 White Aluminium Frame



GAGA - 8254409 · 20W · 4000K
8254434 · 20W · 3000K

RECESS APPLICATION



Photo	Code	Material	Watt	Volt	LED Chip	Dimension(cm)	Lumen	CRI	UGR	Beam Angle	Kelvin	Protection	Adj.	Driver Included	Dim.	Class
	8254443	Sandy White Aluminium	20W	220-240V	Epistar	L:32.2 W:3.8 H:7	1380Lm	>80	<18	120°	4000K	IP20	X	√	X	II
	8254441	Sandy White Aluminium	20W	220-240V	Epistar	L:32.2 W:3.8 H:7	1250Lm	>80	<18	120°	3000K	IP20	X	√	X	II
	8254444	Sandy Black Aluminium	20W	220-240V	Epistar	L:32.2 W:3.8 H:7	1380Lm	>80	<18	120°	4000K	IP20	X	√	X	II
	8254442	Sandy Black Aluminium	20W	220-240V	Epistar	L:32.2 W:3.8 H:7	1250Lm	>80	<18	120°	3000K	IP20	X	√	X	II

*Lifetime: 50.000 hours of usage

Photo	Code	Material	Watt	Volt	LED Chip	Dimension(cm)	Lumen	CRI	UGR	Beam Angle	Kelvin	Protection	Adj.	Driver Included	Dim.	Class
	8254408	Sandy White Aluminium	20W	220-240V	Epistar	L: 35 W: 35 H: 7	1380	>80	<18	120°	4000K	IP20	X	√	X	II
	8254433	Sandy White Aluminium	20W	220-240V	Epistar	L: 35 W: 35 H: 7	1250	>80	<18	120°	3000K	IP20	X	√	X	II
	8254409	Sandy White Aluminium	20W	220-240V	Epistar	L: 35 H: 35 W: 7	1427	>80	<18	120°	4000K	IP20	X	√	X	II
	8254434	Sandy White Aluminium	20W	220-240V	Epistar	L: 35 H: 35 W: 7	1426	>80	<18	120°	3000K	IP20	X	√	X	II

*Lifetime: 50.000 hours of usage

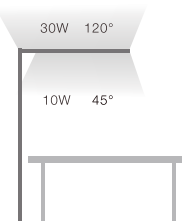


OFFICE LIGHTING



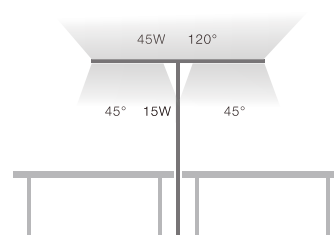
GAL - 9008801
 Sandy Black Aluminium
 LED Up 30 Watt 2700Lm
 Down 10 Watt 900Lm
 Dimmable Downside
 3000K 230 Volt IP20
 CRI>90 UGR<16
 L: 95.6 W: 3.5 H: 200 cm

95.6
 200
 3.5



GAL - 9008815
 Sandy Black Aluminium
 LED Up 45 Watt 4050Lm
 Down 15 Watt 1350Lm
 Dimmable Downside
 3000K 230 Volt IP20
 CRI>90 UGR<16
 L: 160 W: 3.5 H: 200 cm

160
 200
 3.5



- Top Light Switch
- Bottom Light Switch
- Bottom Light Dimmer



PERFECT
PROFILE



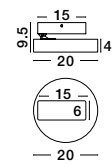


Changing CCT Version

OR
TRIAC Dimmable Version



PERFECT - 9058200 · 3000K Dimmable
9058102 · 2700-6000K
Changing CCT & Dimming



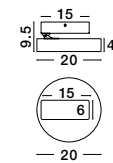
Sandy Black Aluminium & Acrylic
LED 20W 1657Lm IP20
TRIAC Dimmable Driver AC220-240V
Beam Angle: 120° CRI>80
D: 20 H: 9.5 cm



9058127
Remote Control for Changing CCT & Dimming 2700-6000K

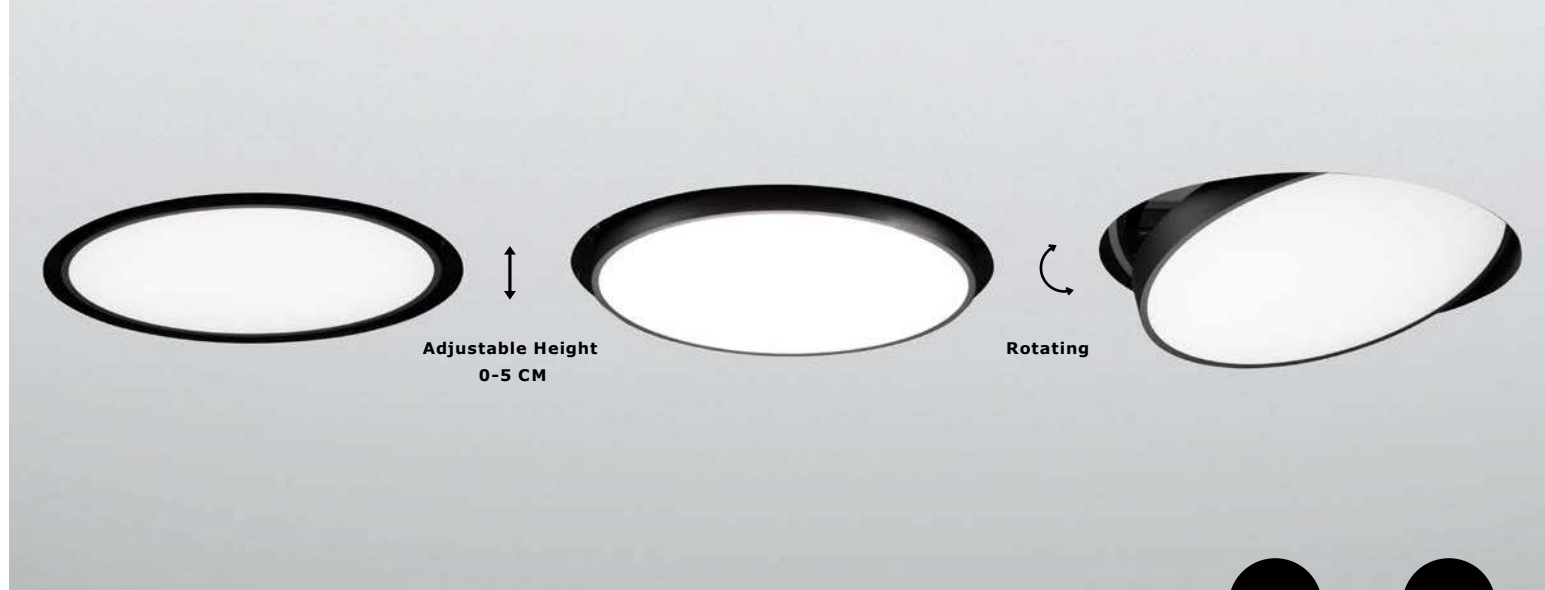


PERFECT - 9058100 · 3000K Dimmable
9058101 · 2700-6000K
Changing CCT & Dimming



Sandy White Aluminium & Acrylic
LED 20W 1657Lm IP20
TRIAC Dimmable Driver AC220-240V
Beam Angle: 120° CRI>80
D: 20 H: 9.5 cm





Adjustable Height
0-5 CM

Rotating

Changing
CCT

OR

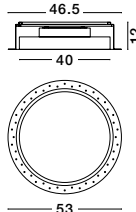
TRIAC
Dimmable

TRIMLESS



Rotating
& Adjustable

PERFECT . 9060500 · 3000K Dimmable
9058123 · 2700-6000K
Changing CCT & Dimming

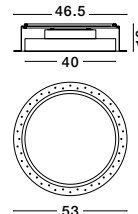


Sandy White Aluminium
& Acrylic Trimless Profile
LED 24W 2341Lm IP20
TRIAC Dimmable Driver AC220-240V
Beam Angle: 120° CRI>80
D: 40 H:12 cm Cut Out: 47.5 cm



Rotating
& Adjustable

PERFECT . 9060600 · 3000K Dimmable
9058124 · 2700-6000K
Changing CCT & Dimming



Sandy Black Aluminium
& Acrylic Trimless Profile
LED 24W 2341Lm IP20
TRIAC Dimmable Driver AC220-240V
Beam Angle: 120° CRI>80
D: 40 H: 12 cm Cut Out: 47.5 cm

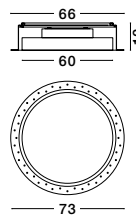


9058127
Remote Control for
Changing CCT & Dimming
2700-6000K



Rotating
& Adjustable

PERFECT . 9060700 · 3000K Dimmable
9058125 · 2700-6000K
Changing CCT & Dimming



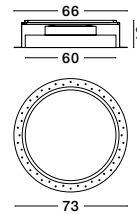
Sandy White Aluminium
& Acrylic Trimless Profile
LED 40W 4491Lm IP20
TRIAC Dimmable Driver AC220-240V
Beam Angle: 120° CRI>80
D: 60 H:12 cm Cut Out: 67 cm



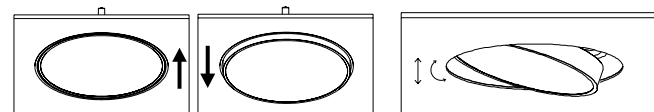
Rotating
& Adjustable



PERFECT . 9060800 · 3000K Dimmable
9058126 · 2700-6000K
Changing CCT & Dimming



Sandy Black Aluminium
& Acrylic Trimless Profile
LED 40W 4491Lm IP20
TRIAC Dimmable Driver AC220-240V
Beam Angle: 120° CRI>80
D: 60 H: 12 cm Cut Out: 67 cm



ADJUSTABLE HEIGHT 0-5 CM

Rotating & Adjustable



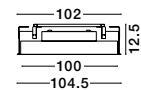


HEIGHT ADJUSTABLE CONCEALED WAY

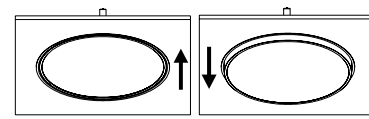
RECESSED



PERFECT . 9058990 · 3000K Dimmable
9058118 · 2700-6000K
 Changing CCT & Dimming




Sandy Black Aluminium
 & Acrylic Recessed Profile
 LED 120W 10744Lm IP20
 TRIAC Dimmable Driver AC220-240V
 Beam Angle: 120° CRI>80
 D: 100 H:12.5 cm Cut Out: 103 cm



ADJUSTABLE HEIGHT 0-5 CM



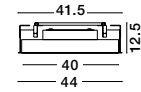
RAPID INSTALLATION



SPLIT TYPE
 EMBEDDED BRACKET



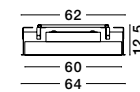
PERFECT . 9058930 · 3000K Dimmable
9058112 · 2700-6000K
 Changing CCT & Dimming



Sandy Black Aluminium
 & Acrylic Recessed Profile
 LED 24W 2341Lm IP20
 TRIAC Dimmable Driver AC220-240V
 Beam Angle: 120° CRI>80
 D: 40 H: 12.5 cm Cut Out: 42 cm



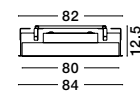
PERFECT . 9058950 · 3000K Dimmable
9058114 · 2700-6000K
 Changing CCT & Dimming



Sandy Black Aluminium
 & Acrylic Recessed Profile
 LED 40W 4491Lm IP20
 TRIAC Dimmable Driver AC220-240V
 Beam Angle: 120° CRI>80
 D: 60 H:12.5 cm Cut Out: 62.5 cm



PERFECT . 9058970 · 3000K Dimmable
9058116 · 2700-6000K
 Changing CCT & Dimming



Sandy Black Aluminium
 & Acrylic Recessed Profile
 LED 80W 9049Lm IP20
 TRIAC Dimmable Driver AC220-240V
 Beam Angle 120° CRI>80
 D: 80 H: 12.5 cm Cut Out: 83 cm



9058127
 Remote Control for
 Changing CCT & Dimming
 2700-6000K



For installation instructions go on page 449





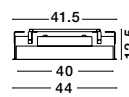
RECESSED

Changing CCT OR TRIAC Dimmable

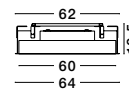


PERFECT . 9058920 · 3000K Dimmable
9058111 · 2700-6000K
 Changing CCT & Dimming

PERFECT . 9058940 · 3000K Dimmable
9058113 · 2700-6000K
 Changing CCT & Dimming



Sandy White Aluminium
 & Acrylic Recessed Profile
 LED 24W 2341Lm IP20
 TRIAC Dimmable Driver AC220-240V
 Beam Angle: 120° CRI>80
 D: 40 H: 12.5 cm Cut Out: 42 cm



Sandy White Aluminium
 & Acrylic Recessed Profile
 LED 40W 4491Lm IP20
 TRIAC Dimmable Driver AC220-240V
 Beam Angle: 120° CRI>80
 D: 60 H:12.5 cm Cut Out: 62.5 cm

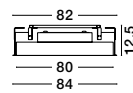
9058127

Remote Control for
 Changing CCT & Dimming
 2700-6000K

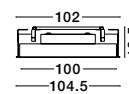


PERFECT . 9058960 · 3000K Dimmable
9058115 · 2700-6000K
 Changing CCT & Dimming

PERFECT . 9058980 · 3000K Dimmable
9058117 · 2700-6000K
 Changing CCT & Dimming




Sandy White Aluminium
 & Acrylic Recessed Profile
 LED 80W 9049Lm IP20
 TRIAC Dimmable Driver AC220-240V
 Beam Angle 120° CRI>80
 D: 80 H: 12.5 cm Cut Out: 83 cm



Sandy White Aluminium
 & Acrylic Recessed Profile
 LED 120W 10744Lm IP20
 TRIAC Dimmable Driver AC220-240V
 Beam Angle: 120° CRI>80
 D: 100 H:12.5 cm Cut Out: 103 cm



For installation instructions go on page 449

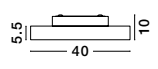




Changing CCT Version
OR
TRIAC Dimmable Version



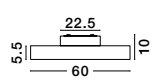
PERFECT - 9058400 · 3000K Dimmable
9058104 · 2700-6000K
Changing CCT & Dimming
Sandy Black Aluminium & Acrylic
LED 24W 2341Lm IP20
TRIAC Dimmable Driver AC220-240V
Beam Angle: 120° CRI>80
D: 40 H: 10 cm



LED DRIVER INCL. CCT 2700-6000K

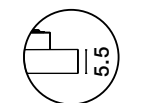


PERFECT - 9058600 · 3000K Dimmable
9058106 · 2700-6000K
Changing CCT & Dimming
Sandy Black Aluminium & Acrylic
LED 40W 3940Lm IP20
TRIAC Dimmable Driver AC220-240V
Beam Angle: 120° CRI>80
D: 60 H: 10 cm



LED DRIVER INCL. CCT 2700-6000K

SURFACE



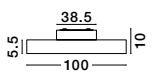
HEIGHT 5.5 CM



9058127
Remote Control for Changing CCT & Dimming 2700-6000K



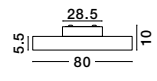
PERFECT - 9058910 · 3000K Dimmable
9058110 · 2700-6000K
Changing CCT & Dimming
Sandy Black Aluminium & Acrylic
LED 120W 10744Lm IP20
TRIAC Dimmable Driver AC220-240V
Beam Angle: 120° CRI>80
D: 100 H: 10 cm



LED DRIVER INCL. CCT 2700-6000K



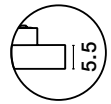
PERFECT - 9058800 · 3000K Dimmable
9058108 · 2700-6000K
Changing CCT & Dimming
Sandy Black Aluminium & Acrylic
LED 80W 9049Lm IP20
TRIAC Dimmable Driver AC220-240V
Beam Angle: 120° CRI>80
D: 80 H: 10 cm



LED DRIVER INCL. CCT 2700-6000K



SURFACE

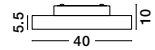


HEIGHT 5.5 CM



PERFECT - 9058300 · 3000K Dimmable
9058103 · 2700-6000K
 Changing CCT & Dimming

Sandy White Aluminium
 & Acrylic
 LED 24W 2341Lm IP20
 TRIAC Dimmable Driver AC220-240V
 Beam Angle: 120° CRI>80
 D: 40 H: 10 cm



OR

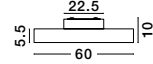


9058127
 Remote Control for
 Changing CCT & Dimming
 2700-6000K



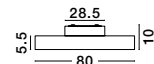
PERFECT - 9058500 · 3000K Dimmable
9058105 · 2700-6000K
 Changing CCT & Dimming

Sandy White Aluminium
 & Acrylic
 LED 40W 3940Lm IP20
 TRIAC Dimmable Driver AC220-240V
 Beam Angle: 120° CRI>80
 D: 60 H: 10 cm



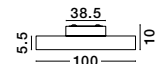
PERFECT - 9058700 · 3000K Dimmable
9058107 · 2700-6000K
 Changing CCT & Dimming

Sandy White Aluminium
 & Acrylic
 LED 80W 9049Lm IP20
 TRIAC Dimmable Driver AC220-240V
 Beam Angle: 120° CRI>80
 D: 80 H: 10 cm



PERFECT - 9058900 · 3000K Dimmable
9058109 · 2700-6000K
 Changing CCT & Dimming

Sandy White Aluminium
 & Acrylic
 LED 120W 10744Lm IP20
 TRIAC Dimmable Driver AC220-240V
 Beam Angle: 120° CRI>80
 D: 100 H: 10 cm

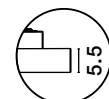


HOW TO INSTALL





Changing CCT OR TRIAC Dimmable



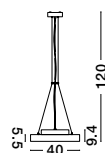
HEIGHT 5.5 CM

PENDANT



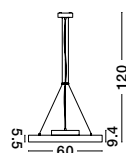
PERFECT - 9060100 · 3000K Dimmable
9058119 · 2700-6000K
 Changing CCT & Dimming
 Sandy White Aluminium & Acrylic
 LED 24W 2341Lm IP20
 TRIAC Dimmable Driver AC220-240V
 Beam Angle: 120° CRI>80
 D: 40 H: 5.5 H₂: 120 cm

LED DRIVER INCL. CCT 2700-6000K



PERFECT - 9060300 · 3000K Dimmable
9058121 · 2700-6000K
 Changing CCT & Dimming
 Sandy White Aluminium & Acrylic
 LED 40W 4491Lm IP20
 TRIAC Dimmable Driver AC220-240V
 Beam Angle: 120° CRI>80
 D: 60 H: 5.5 H₂: 120 cm

LED DRIVER INCL. CCT 2700-6000K



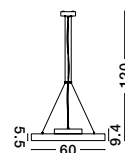
9058127

Remote Control for Changing CCT & Dimming 2700-6000K



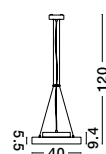
PERFECT - 9060400 · 3000K Dimmable
9058122 · 2700-6000K
 Changing CCT & Dimming
 Sandy Black Aluminium & Acrylic
 LED 40W 4491Lm IP20
 TRIAC Dimmable Driver AC220-240V
 Beam Angle: 120° CRI>80
 D: 60 H: 5.5 H₂: 120 cm

LED DRIVER INCL. CCT 2700-6000K



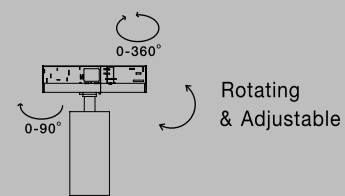
PERFECT - 9060200 · 3000K Dimmable
9058120 · 2700-6000K
 Changing CCT & Dimming
 Sandy Black Aluminium & Acrylic
 LED 24W 2341Lm IP20
 TRIAC Dimmable Driver AC220-240V
 Beam Angle: 120° CRI>80
 D: 40 H: 5.5 H₂: 120 cm

LED DRIVER INCL. CCT 2700-6000K





SPOT LIGHTS & TRACK
LIGHTING SYSTEMS



Rotating & Adjustable

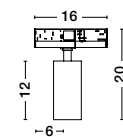
4 Wires
3 Phase

CRI
98



Rotating & Adjustable

LAVISH - 9123141 · 24W · 3000K · CRI>98



Rotating & Adjustable

LAVISH - 9123142 · 24W · 3000K · CRI>98

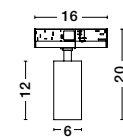


Photo	Code	Material	Watt	Volt	mA	LED Chip	Dimension(cm)	Lumen	CRI	UGR	Beam Angle	Kelvin	Protec.	Adaptor	Adj.	Driver Included	Dim.	Class
	9123141	Sandy Black Aluminium	24W	220-240V	600	Citizen	D: 6 H: 20	2295	>98	<15	24°	3000K	IP20	4 Wires	✓	Global	X	I
	9123142	Sandy White Aluminium	24W	220-240V	600	Citizen	D: 6 H: 20	2295	>98	<15	24°	3000K	IP20	4 Wires	✓	Global	X	I

*Lifetime: 50.000 hours of usage

COMPATIBLE WITH TRACK RAIL | 9193431 (BLACK) OR 9193421 (WHITE) - 7770630 (WHITE)



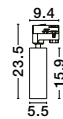


4 Wires
3 Phase

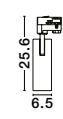
CRI
90



EURIKA . 9070156 · 10W · 3000K
9580629 · 10W · 4000K



EURIKA . 9070157 · 20W · 3000K
9580630 · 20W · 4000K




EURIKA . 9070158 · 30W · 3000K
9580631 · 30W · 4000K




Photo	Code	Material	Watt	Volt	mA	Lumen	LED Chip	Dimension (cm)	CRI	UGR	Beam Angle	Kelvin	Protec.	Adj.	Driver Included	Dim. Class
	9070156	Sandy Black Aluminium	10W	220-240V	250	647Lm	Cree	D: 5.5 H: 23.5	>90	<16	24°	3000K	IP20	✓	Eaglerise	X II
	9070157	Sandy Black Aluminium	20W	220-240V	500	1371Lm	Cree	D: 6.5 H: 25.6	>90	<16	24°	3000K	IP20	✓	Eaglerise	X II
	9070158	Sandy Black Aluminium	30W	220-240V	750	2255Lm	Cree	D: 8.5 H: 22	>90	<16	24°	3000K	IP20	✓	Eaglerise	X II
	9580629	Sandy Black Aluminium	10W	220-240V	250	710Lm	Cree	D: 5.5 H: 23.5	>90	<16	24°	4000K	IP20	✓	Eaglerise	X II
	9580630	Sandy Black Aluminium	20W	220-240V	500	1428Lm	Cree	D: 6.5 H: 25.6	>90	<16	24°	4000K	IP20	✓	Eaglerise	X II
	9580631	Sandy Black Aluminium	30W	220-240V	750	2348Lm	Cree	D: 8.5 H: 22	>90	<16	24°	4000K	IP20	✓	Eaglerise	X II


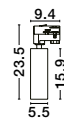
*Lifetime: 50.000 hours of usage

COMPATIBLE WITH TRACK RAIL | 9193431 (BLACK)

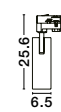




EURIKA . 9070159 · 10W · 3000K
9580632 · 10W · 4000K



EURIKA . 9070160 · 20W · 3000K
9580633 · 20W · 4000K



EURIKA . 9070161 · 30W · 3000K
9580634 · 30W · 4000K

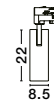



Photo	Code	Material	Watt	Volt	mA	Lumen	LED Chip	Dimension ^(cm)	CRI	UGR	Beam Angle	Kelvin	Protec.	Adj.	Driver Included	Dim.	Class
	9070159	Sandy White Aluminium	10W	220-240V	250	647Lm	Cree	D: 5.5 H: 23.5	>90	<16	24°	3000K	IP20	✓	Eaglerise	X	II
	9070160	Sandy White Aluminium	20W	220-240V	500	1371Lm	Cree	D: 6.5 H: 25.6	>90	<16	24°	3000K	IP20	✓	Eaglerise	X	II
	9070161	Sandy White Aluminium	30W	220-240V	750	2255Lm	Cree	D: 8.5 H: 22	>90	<16	24°	3000K	IP20	✓	Eaglerise	X	II
	9580632	Sandy White Aluminium	10W	220-240V	250	710Lm	Cree	D: 5.5 H: 23.5	>90	<16	24°	4000K	IP20	✓	Eaglerise	X	II
	9580633	Sandy White Aluminium	20W	220-240V	500	1428Lm	Cree	D: 6.5 H: 25.6	>90	<16	24°	4000K	IP20	✓	Eaglerise	X	II
	9580634	Sandy White Aluminium	30W	220-240V	750	2348Lm	Cree	D: 8.5 H: 22	>90	<16	24°	4000K	IP20	✓	Eaglerise	X	II

*Lifetime: 50.000 hours of usage

COMPATIBLE WITH TRACK RAIL | 9193421 (WHITE) - 7770630 (WHITE)





CRI
90




Photo	Code	Material	Watt	Volt	mA	LED Chip	Dimension(cm)	Lumen	CRI	UGR	Beam Angle	Kelvin	Protection	Adaptor	Adj.	Driver Included	Dim.	Class
	9062301	Sandy White Aluminium	30W	220-240V	700	Citizen	D: 6 H: 20	2295	>90	<24	15°-36°	3000K	IP20	4 Wires	✓	Philips	X	I
	9062302	Sandy Black Aluminium	30W	220-240V	700	Citizen	D: 6 H: 20	2295	>90	<24	15°-36°	3000K	IP20	4 Wires	✓	Philips	X	I
	9118151	Sandy White Aluminium	15W	220-240V	350	Citizen	D: 6 H: 15	2295	>90	<20	15°-36°	3000K	IP20	4 Wires	✓	Tridonic	X	I
	9118152	Sandy Black Aluminium	15W	220-240V	350	Citizen	D: 6 H: 15	2295	>90	<20	15°-36°	3000K	IP20	4 Wires	✓	Tridonic	X	I

*Lifetime: 50.000 hours of usage

COMPATIBLE WITH TRACK RAIL | 9193431 (BLACK) OR 9193421 (WHITE) - 7770630 (WHITE)



CRI 90



Photo	Code	Material	Watt	Volt	MA	LED Chip	Dimension (cm)	Lumen	CRI	UGR	Beam Angle	Kelvin	Protection	Adaptor	Adj.	Driver Included	Dim.	Class
	9913071	Sandy White Aluminium	20W	220-240V	700	Cree	D: 6 H: 17	1433	>90	<13	15°-36°	3000K	IP20	4 Wires	✓	Philips	X	II
	9913072	Sandy Black Aluminium	20W	220-240V	700	Cree	D: 6 H: 17	1433	>90	<13	15°-36°	3000K	IP20	4 Wires	✓	Philips	X	II
	9913073	Sandy White Aluminium	38W	220-240V	350	Cree	D: 8.5 H: 18	2344	>90	<13	15°-36°	3000K	IP20	4 Wires	✓	Philips	X	II
	9913074	Sandy Black Aluminium	38W	220-240V	350	Cree	D: 8.5 H: 18	2344	>90	<13	15°-36°	3000K	IP20	4 Wires	✓	Philips	X	II

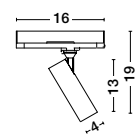
*Lifetime: 50.000 hours of usage

COMPATIBLE WITH TRACK RAIL | 9193431 (BLACK) OR 9193421 (WHITE) - 7770630 (WHITE)

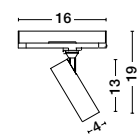




WEST - 9011941
10W · 3000K



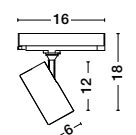
WEST - 9011942
10W · 3000K



CRI 90



WEST - 9011951
20W · 3000K



WEST - 9011952
20W · 3000K

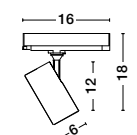


Photo	Code	Material	Watt	Volt	Ma	LED Chip	Dimension(cm)	Lumen	CRI	UGR	Beam Angle	Kelvin	Protoc.	Adaptor	Adj.	Driver Included	Dim.	Class
	9011941	Sandy White Aluminium	10W	220-240V	250	Cree	D: 4 H: 19	950Lm	>90	<13	36°	3000K	IP20	4 Wires	✓	Philips	X	I
	9011942	Sandy Black Aluminium	10W	220-240V	250	Cree	D: 4 H: 19	950Lm	>90	<13	36°	3000K	IP20	4 Wires	✓	Philips	X	I
	9011951	Sandy White Aluminium	20W	220-240V	500	Cree	D: 6 H: 18	2100Lm	>90	<10	36°	3000K	IP20	4 Wires	✓	Philips	X	I
	9011952	Sandy Black Aluminium	20W	220-240V	500	Cree	D: 6 H: 18	2100Lm	>90	<10	36°	3000K	IP20	4 Wires	✓	Philips	X	I

*Lifetime: 50.000 hours of usage

COMPATIBLE WITH TRACK RAIL | 9193431 (BLACK) OR 9193421 (WHITE) - 7770630 (WHITE)






4 Wires
3 Phase


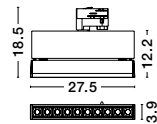


4 Wires
3 Phase

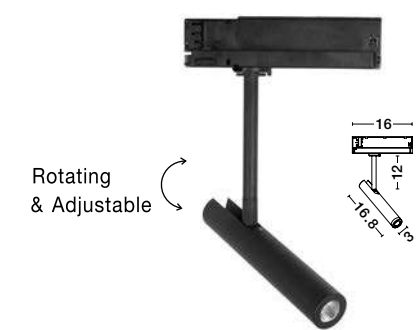
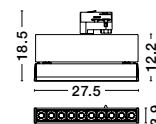
CRI
90




KAMALA - 9070135
15W · 3000K 30°



KAMALA - 9070136
15W · 3000K 30°



WANG - 9123131
12W · 3000K



WANG - 9123132
12W · 3000K

Photo	Code	Material	Watt	Volt	Ma	LED Chip	Dimension(cm)	Lumen	CRI	UGR	Beam Angle	Kelvin	Protec.	Adaptor	Adj.	Driver Included	Dim.	Class
	9070135	Sandy Black Aluminium	15W	220-240V	350	Epistar	L: 27.5 W: 3.9 H: 18.5	2000Lm	>80	<16	30°	3000K	IP20	4 Wires	✓	Philips	X	II
	9070136	Sandy White Aluminium	15W	220-240V	350	Epistar	L: 27.5 W: 3.9 H: 18.5	2000Lm	>80	<16	30°	3000K	IP20	4 Wires	✓	Philips	X	II

*Lifetime: 50.000 hours of usage

Photo	Code	Material	Watt	Volt	MA	LED Chip	Dimension(cm)	Lumen	CRI	UGR	Beam Angle	Kelvin	Protection	Adaptor	Adj.	Driver Included	Dim.	Class
	9123131	Sandy Black Aluminium	12W	220-240V	300	Bridgelux	D: 3 H: 29	960Lm	>90	<15	25°	3000K	IP20	4 Wires	✓	Global	X	I
	9123132	Sandy White Aluminium	12W	220-240V	300	Bridgelux	D: 3 H: 29	960Lm	>90	<15	25°	3000K	IP20	4 Wires	✓	Global	X	I

*Lifetime: 50.000 hours of usage

COMPATIBLE WITH TRACK RAIL | 9193431 (BLACK) OR 9193421 (WHITE) - 7770630 (WHITE)

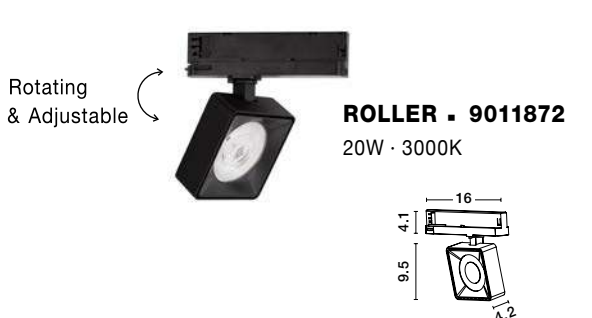
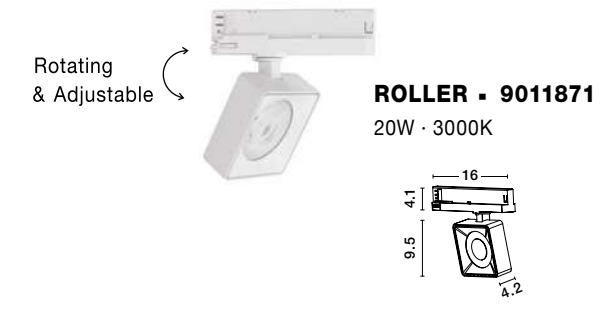
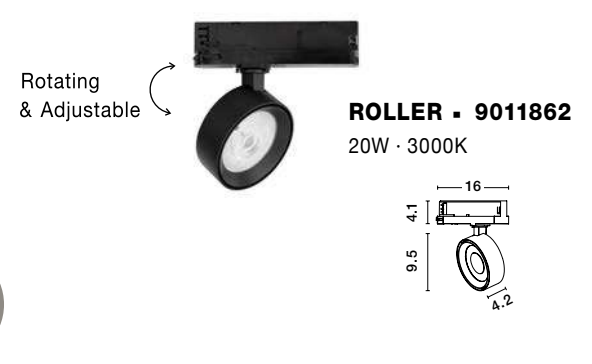
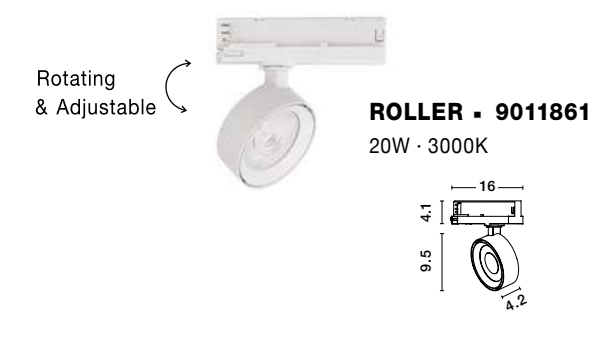


Photo	Code	Material	Watt	Volt	Ma	LED Chip	Dimension(cm)	Lumen	CRI	UGR	Beam Angle	Kelvin	Protection	Adaptor	Adj.	Driver Included	Dim.	Class
	9011861	Sandy White Aluminium	20W	220-240V	500	Cree	D: 9.5 H: 15.5	1160Lm	>90	<13	36°	3000K	IP20	4 Wires	✓	Philips	X	II
	9011862	Sandy Black Aluminium	20W	220-240V	500	Cree	D: 9.5 H: 15.5	1160Lm	>90	<13	36°	3000K	IP20	4 Wires	✓	Philips	X	II
	9011871	Sandy White Aluminium	20W	220-240V	500	Cree	D: 9.5 H: 15.5	1160Lm	>90	<13	36°	3000K	IP20	4 Wires	✓	Philips	X	II
	9011872	Sandy Black Aluminium	20W	220-240V	500	Cree	D: 9.5 H: 15.5	1160Lm	>90	<13	36°	3000K	IP20	4 Wires	✓	Philips	X	II

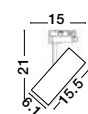
*Lifetime: 50.000 hours of usage

COMPATIBLE WITH TRACK RAIL | 9193431 (BLACK) OR 9193421 (WHITE) - 7770630 (WHITE)



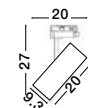


Rotating & Adjustable



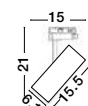
HERM - 7770408 · 12W · 3000K
8770412 · 12W · 4000K

Rotating & Adjustable



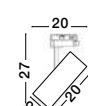
HERM - 7770410 · 30W · 3000K
8770413 · 30W · 4000K

Rotating & Adjustable



HERM - 7770407 · 12W · 3000K
8770411 · 12W · 4000K

Rotating & Adjustable



HERM - 7770409 · 30W · 3000K
8770414 · 30W · 4000K

4 Wires
 3 Phase

Photo	Code	Material	Watt	Volt	LED Chip	Dimension(cm)	Lumen	CRI	UGR	Beam Angle	Kelvin	Protection	Adaptor	Adj.	Driver Included	Dim.	Class
	7770407	White Aluminium	12W	220-240V	Cree	D: 6.1 H: 21	886Lm	>80	<13	24°	3000K	IP20	4 Wires	✓	Eaglerise	X	II
	7770408	Black Aluminium	12W	220-240V	Cree	D: 6.1 H: 21	886Lm	>80	<13	24°	3000K	IP20	4 Wires	✓	Eaglerise	X	II
	8770411	White Aluminium	12W	220-240V	Cree	D: 6.1 H: 21	1200Lm	>80	<13	24°	4000K	IP20	4 Wires	✓	Eaglerise	X	II
	8770412	Black Aluminium	12W	220-240V	Cree	D: 6.1 H: 21	1200Lm	>80	<13	24°	4000K	IP20	4 Wires	✓	Eaglerise	X	II
	7770409	White Aluminium	30W	220-240V	Cree	D: 9.3 H: 27	1378Lm	>90	<13	60°	3000K	IP20	4 Wires	✓	Eaglerise	X	II
	7770410	Black Aluminium	30W	220-240V	Cree	D: 9.3 H: 27	1378Lm	>90	<13	60°	3000K	IP20	4 Wires	✓	Eaglerise	X	II
	8770414	White Aluminium	30W	220-240V	Cree	D: 9.3 H: 27	3300Lm	>90	<13	60°	4000K	IP20	4 Wires	✓	Eaglerise	X	II
	8770413	Black Aluminium	30W	220-240V	Cree	D: 9.3 H: 27	3300Lm	>90	<13	60°	4000K	IP20	4 Wires	✓	Eaglerise	X	II


*Lifetime: 50.000 hours of usage

COMPATIBLE WITH TRACK RAIL | 9193431 (BLACK) OR 9193421 (WHITE) - 7770630 (WHITE)





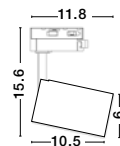
GU10



Rotating & Adjustable

SINT - 9712001

Sandy White Aluminium
Black Honeycomb
LED GU10 / MR16 1x10 Watt
Adaptor 2 wires 230 Volt
IP20 Bulb Excluded
D: 6 H: 13 cm



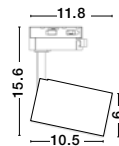
Compatible with 9193444 or 9052016 rail



Rotating & Adjustable

SINT - 9712002

Sandy Black Aluminium
Black Honeycomb
LED GU10 / MR16 1x10 Watt
Adaptor 2 wires 230 Volt
IP20 Bulb Excluded
D: 6 H: 13 cm



Compatible with 9193454 or 9052017 rail



Rotating & Adjustable

SINT - 9701101

Sandy White Aluminium
Black Honeycomb
LED GU10 Adaptor 1x10 Watt
Adaptor 3 wires 230 Volt
IP20 Bulb Excluded
D: 6 H: 20.1 cm



Compatible with 9193441 rail



Rotating & Adjustable

SINT - 9701102

Sandy Black Aluminium
Black Honeycomb
LED GU10 Adaptor 1x10 Watt
Adaptor 3 wires 230 Volt
IP20 Bulb Excluded
D: 6 H: 20.1 cm




Compatible with 9193451 rail





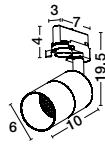
GU10



Rotating & Adjustable

DISS - 8008801

Sandy White Aluminium
Black Honeycomb
LED GU10 / MR16 1x10 Watt
Adaptor 2 wires 230 Volt
IP20 Bulb Excluded
D: 6 H: 19.5 cm



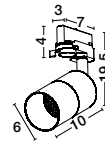
Compatible with 9193444 or 9052016 rail



Rotating & Adjustable

DISS - 8008802

Sandy Black Aluminium
Black Honeycomb
LED GU10 / MR16 1x10 Watt
Adaptor 2 wires 230 Volt
IP20 Bulb Excluded
D: 6 H: 19.5 cm



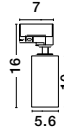
Compatible with 9193454 or 9052017 rail



Rotating & Adjustable

PARIS - 9011851

Sandy White Aluminium
LED GU10 1x10 Watt
Adaptor 4 wires 230 Volt
IP20 Bulb Excluded
D: 5.6 H: 16 cm



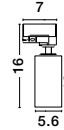
Compatible with 9193421 or 7770630 rail



Rotating & Adjustable

PARIS - 9011852

Sandy Black Aluminium
LED GU10 1x10 Watt
Adaptor 4 wires 230 Volt
IP20 Bulb Excluded
D: 5.6 H: 16 cm



Compatible with 9193431 rail

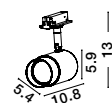


GU10



POGNO - 9113231

White & Gold Aluminium
LED GU10 1x10 Watt
Adaptor 4 Wires 230 Volt
IP20 Bulb Excluded
D1: 5.4 D2: 5.9 W: 10.8 H: 13 cm

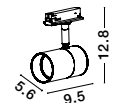


Compatible with 9193421 or 7770630 rail



PONGO - 9460980

Sandy Black & Gold Aluminium
LED GU10 1x10 Watt
Adaptor 4 Wires 230 Volt
IP20 Bulb Excluded
D: 5.6 W: 9.5 H: 12.8 cm

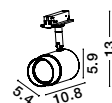


Compatible with 9193431 rail



PONGO - 9460985

Sandy Black & Gold Aluminium
LED GU10 1x10 Watt
Adaptor 4 Wires 230 Volt
IP20 Bulb Excluded
D1: 5.4 D2: 5.9 W: 10.8 H: 13 cm



Compatible with 9193431 rail




PONGO - 9010219

Black & Gold Aluminium
LED GU10 1x10 Watt IP20
220-240 Volt Bulb Excluded
D: 8 H: 64.3 cm



Compatible with 9193431 rail



TRACK RAILS & ACCESSORIES



4 Wires Track Rails



9193431
Black Aluminium
4 wires track rail
2 meters



9193421
White Aluminium
4 wires track rail
2 meters



9193426
White Aluminium
T Connector 4 wires
220-250V 16A



9193436
Black Aluminium
T Connector 4 wires
220-250V 16A



9193425
White Aluminium
L Connector 4 wires
220-250V 16A



9193435
Black Aluminium
L Connector 4 wires
220-250V 16A



9193427
White Aluminium
L Connector 4 wires
220-250V 16A



9193437
Black Aluminium
L Connector 4 wires
220-250V 16A



9193422
White Aluminium
Interior Connector 4 wires
220-250V 16A



9193432
Black Aluminium
Interior Connector 4 wires
220-250V 16A



9193424
White Aluminium
Power Connector 4 wires
220-250V 16A



9193434
Black Aluminium
Power Connector 4 wires
220-250V 16A



9193423
White Aluminium
End Plug 4 wires



9193433
Black Aluminium
End Plug 4 wires



9193447
White Aluminium
Suspension Clamp (18cm)
4 wires



9193457
Black Aluminium
Suspension Clamp (18cm)
4 wires



9193429
White Aluminium
Suspension Kit 2m Wire
Pending Fitting Suitable for
4 Wires Track Rail



9193439
Black Aluminium
Suspension Kit 2m Wire
Pending Fitting Suitable for
4 Wires Track Rail



9193448
White Aluminium
Suspension Kit 2m Wire
Pending Fitting Suitable for
4 Wires Track Rail



9193458
Black Aluminium
Suspension Kit 2m Wire
Pending Fitting Suitable for
4 Wires Track Rail

Connectors & Hanging Elements

Suitable for 4 wires Track Rail

Step by Step



USE CONNECTOR 9193432



PUSH THE SECOND RAIL
ON CONNECTOR



PLACE 9193457 ON THE
CONNECTION POINT



SECURE 9193457 TO THE RAIL

4 Wires Track Rails



7770630

White Aluminium
4 wires track rail socket
End cap & Power Connector
are Included
2 meters



7770633

White Aluminium
L Connector 4 wires
220-240V



7770632

White Aluminium
Connector 4 wires
220-240V



3 Wires Track



9193451

Black Aluminium
3 wires track rail socket
End Cap & Power connector are
Included 2 meters



9193441

White Aluminium
3 wires track rail socket
End Cap & Power connector
are Included 2 meters



9193442

White Aluminium
Connector

Compatible with 9193441 rail



9193452

Black Aluminium
Connector

Compatible with 9193451 rail



9193443

White Aluminium
L connector

Compatible with 9193441 rail



9193453

Black Aluminium
L connector

Compatible with 9193451 rail

2 Wires Track



9052017

Recessed Black Aluminium
2 wires track rail socket
End cap & Power Connector
are Included
2 meters



9052016

Recessed White Aluminium
2 wires track rail socket
End cap & Power Connector
are Included
2 meters



9193454

Black Aluminium
2 wires track rail socket
End cap & Power Connector are
Included
2 meters



9193444

White Aluminium
2 wires track rail socket
End cap & Power Connector
are Included
2 meters



9193445

White Aluminium
Interior Connector
2 Wires

Compatible with 9193444 rail



9193455

Black Aluminium
Interior Connector
2 Wires

Compatible with 9193454 rail



9193446

White Aluminium
L connector 2 Wires

Compatible with 9193444 rail




9193456

Black Aluminium
L connector 2 Wires

Compatible with 9193454 rail



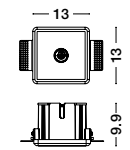
IMAGINE
LIGHTING SYSTEMS





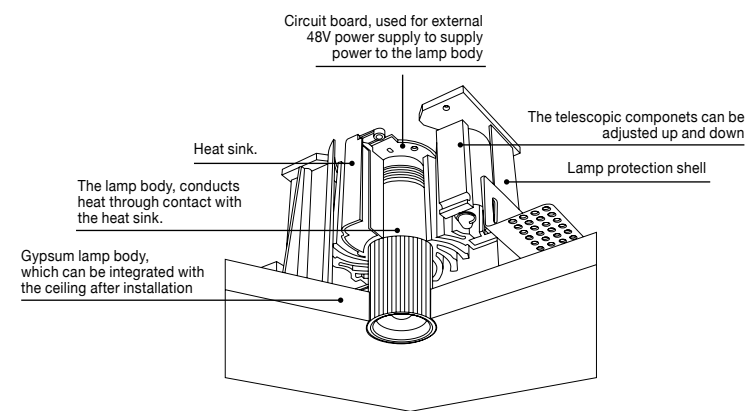
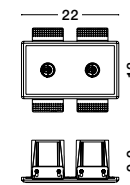
IMAGINE - 9492800

White Plaster, Aluminium & Acrylic
 Cut Out: 13.1 x 13.1 cm
 L: 13 W: 13 H: 9.9 cm

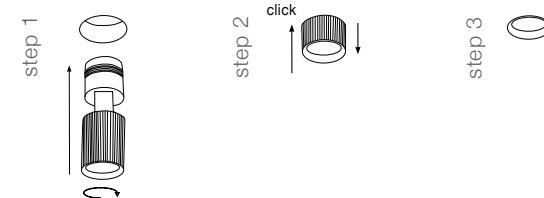


IMAGINE - 9492801


White Plaster, Aluminium & Acrylic
 Cut Out: 22.1 x 13.1 cm
 L: 22 W: 13 H: 9.9 cm



HOW TO INSTALL

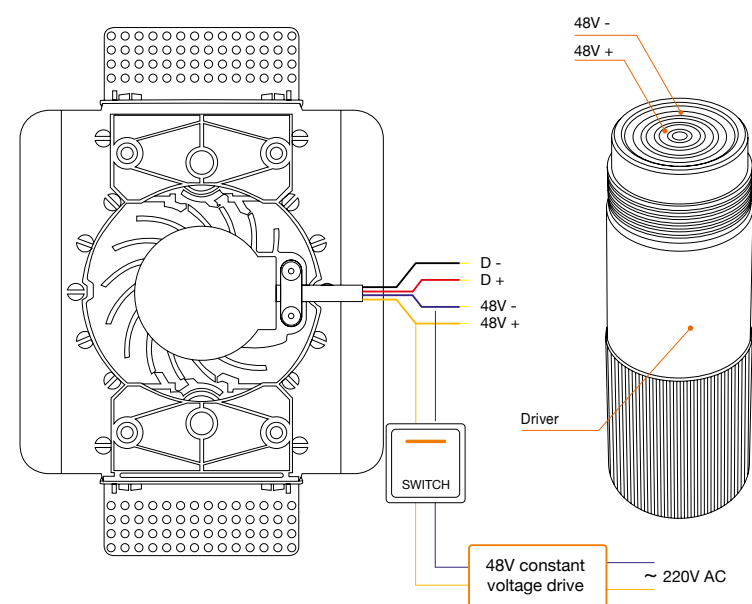


For accessories go on page 238-261





HOW TO CONNECT



DRIVER - 9621500
 Meanwell LED Driver 75 Watt
 Input: 220-240V AC
 Output: 48V DC 1.6A IP20
 L: 9.9 W: 9.7 H: 3 cm



DRIVER - 9621501
 Meanwell LED Driver 100 Watt
 Input: 220-240V AC
 Output: 48V DC 2.3A IP20
 L: 12.9 W: 9.7 H: 3 cm



DRIVER - 9621502
 Meanwell LED Driver 150 Watt
 Input: 220-240V AC
 Output: 48V DC 3.3A IP20
 L: 15.9 W: 9.7 H: 3 cm



DRIVER - 9621504
 Meanwell LED Driver 75 Watt
 Input: 100-240V AC 1.6A
 Output: 48V DC IP67
 5 Years Warranty
 L: 18 W: 6.3 H: 3.55 cm




DRIVER - 9621505
 Meanwell LED Driver 100 Watt
 Input: 100-240V AC 2A
 Output: 48V DC IP67
 5 Years Warranty
 L: 18 W: 6.3 H: 3.55 cm



DRIVER - 9621506
 Meanwell LED Driver 150 Watt
 Input: 100-240V AC 3.13A
 Output: 48V DC IP67
 5 Years Warranty
 L: 21.9 W: 6.3 H: 3.55 cm



DRIVER - 9621507
 Meanwell LED Driver 200 Watt
 Input: 100-240V AC 4.16A
 Output: 48V DC IP67
 5 Years Warranty
 L: 24.4 W: 7.1 H: 3.75 cm

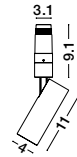




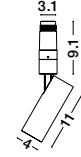
CRI
90



9492821 · 6W · 3000K
9492879 · 6W · 3000K · DALI



9492825 · 6W · 3000K
9492861 · 6W · 2700K



9492822 · 8W · 3000K
9492858 · 8W · 2700K
9492880 · 8W · 3000K · DALI



9492826 · 8W · 3000K
9492862 · 8W · 2700K

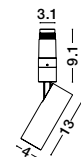


Photo	Code	Material	Watt	Volt	mA	Lumen	LED Chip	Dimension _(cm)	CRI	UGR	Beam Angle	Kelvin	IP	Adj.	Driver Included	Dim.	Class
	9492821	Sandy Black Aluminium	6W	48V	150	395Lm	Cree	D: 4 H: 11	>90	<6	24°	3000K	IP20	✓	✓	X	III
	9492879	Sandy Black Aluminium	6W	48V	150	395Lm	Cree	D: 4 H: 11	>90	<6	24°	3000K	IP20	✓	✓	✓	III
	9492822	Sandy Black Aluminium	8W	48V	200	484Lm	Cree	D: 4 H: 13	>90	<6	24°	3000K	IP20	✓	✓	X	III
	9492858	Sandy Black Aluminium	8W	48V	200	484Lm	Cree	D: 4 H: 13	>90	<6	24°	2700K	IP20	✓	✓	X	III
	9492880	Sandy Black Aluminium	8W	48V	200	484Lm	Cree	D: 4 H: 13	>90	<6	24°	3000K	IP20	✓	✓	✓	III
	9492825	Sandy White Aluminium	6W	48V	150	401Lm	Cree	D: 4 H: 11	>90	<6	24°	3000K	IP20	✓	✓	X	III
	9492861	Sandy White Aluminium	6W	48V	150	401Lm	Cree	D: 4 H: 11	>90	<6	24°	2700K	IP20	✓	✓	X	III
	9492826	Sandy White Aluminium	8W	48V	200	508Lm	Cree	D: 4 H: 13	>90	<6	24°	3000K	IP20	✓	✓	X	III
	9492862	Sandy White Aluminium	8W	48V	200	508Lm	Cree	D: 4 H: 13	>90	<6	24°	2700K	IP20	✓	✓	X	III

*Lifetime: 50.000 hours of usage





9492823 · 15W · 3000K
9492859 · 15W · 2700K
9492881 · 15W · 3000K · DALI

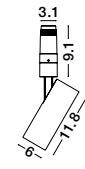
CRI 90

Rotating & Adjustable



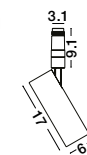
9492827 · 15W · 3000K
9492863 · 15W · 2700K

Rotating & Adjustable

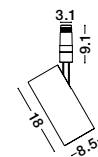


9492824 · 23W · 3000K
9492860 · 23W · 2700K
9492882 · 23W · 3000K · DALI

Rotating & Adjustable



9492872 · 35W · 3000K



Rotating & Adjustable

9492828 · 23W · 3000K
9492864 · 23W · 2700K

Rotating & Adjustable



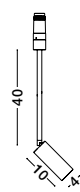
Photo	Code	Material	Watt	Volt	mA	Lumen	LED Chip	Dimension(cm)	CRI	UGR	Beam Angle	Kelvin	IP	Adj.	Driver Included	Dim.	Class
	9492823	Sandy Black Aluminium	15W	48V	400	1180Lm	Cree	D: 6 H: 11.8	>90	<6	24°	3000K	IP20	✓	✓	X	III
	9492859	Sandy Black Aluminium	15W	48V	400	1180Lm	Cree	D: 6 H: 11.8	>90	<6	24°	2700K	IP20	✓	✓	X	III
	9492881	Sandy Black Aluminium	15W	48V	400	1180Lm	Cree	D: 6 H: 11.8	>90	<6	24°	3000K	IP20	✓	✓	✓	III
	9492827	Sandy White Aluminium	15W	48V	400	1180Lm	Cree	D: 6 H: 11.8	>90	<6	24°	3000K	IP20	✓	✓	X	III
	9492863	Sandy White Aluminium	15W	48V	400	1180Lm	Cree	D: 6 H: 11.8	>90	<6	24°	2700K	IP20	✓	✓	X	III
	9492824	Sandy Black Aluminium	23W	48V	650	1992Lm	Cree	D: 6 H: 17	>90	<6	24°	3000K	IP20	✓	✓	X	III
	9492860	Sandy Black Aluminium	23W	48V	650	1992Lm	Cree	D: 6 H: 17	>90	<6	24°	2700K	IP20	✓	✓	X	III
	9492882	Sandy Black Aluminium	23W	48V	650	1992Lm	Cree	D: 6 H: 17	>90	<6	24°	3000K	IP20	✓	✓	✓	III
	9492828	Sandy White Aluminium	23W	48V	650	1992Lm	Cree	D: 6 H: 17	>90	<6	24°	3000K	IP20	✓	✓	X	III
	9492864	Sandy White Aluminium	23W	48V	650	1992Lm	Cree	D: 6 H: 17	>90	<6	24°	2700K	IP20	✓	✓	X	III
	9492872	Sandy Black Aluminium	35W	48V	650	2584Lm	Cree	D: 8.5 H: 18	>90	<6	24°	3000K	IP20	✓	✓	X	III

*Lifetime: 50.000 hours of usage

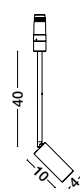




9492842 · 7W · 3000K



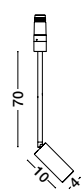
9492840 · 7W · 3000K



CRI 90



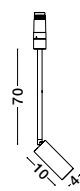
9492843 · 7W · 3000K



Rotating & Adjustable



9492841 · 7W · 3000K



Rotating & Adjustable

Photo	Code	Material	Watt	Volt	mA	Lumen	LED Chip	Dimension(cm)	CRI	UGR	Beam Angle	Kelvin	IP	Adj.	Driver Included	Dim.	Class
	9492840	Sandy White Aluminium	7W	48V	150	917Lm	Osram	D: 4 W: 10 H: 40	>90	<12	24°	3000K	IP20	✓	✓	X	III
	9492841	Sandy White Aluminium	7W	48V	150	653Lm	Osram	D: 4 W: 10 H: 70	>90	<12	24°	3000K	IP20	✓	✓	X	III
	9492842	Sandy Black Aluminium	7W	48V	150	917Lm	Osram	D: 4 W: 10 H: 40	>90	<12	24°	3000K	IP20	✓	✓	X	III
	9492843	Sandy Black Aluminium	7W	48V	150	653Lm	Osram	D: 4 W: 10 H: 70	>90	<12	24°	3000K	IP20	✓	✓	X	III

*Lifetime: 50.000 hours of usage



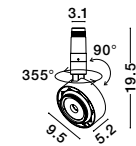


CRI 90



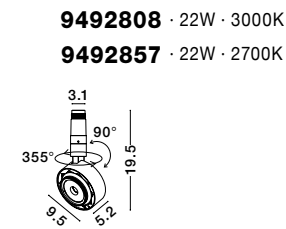
The spotlight below can adjust the angle 15°- 48°.
The spotlight can rotate 355° and vertical angle 90°.

Rotating & Adjustable
9492807 · 22W · 3000K
9492856 · 22W · 2700K
9492876 · 22W · 3000K · DALI



ZOOM IN
ZOOM OUT
15°-48°

Rotating & Adjustable



9492808 · 22W · 3000K
9492857 · 22W · 2700K

Rotating



9492806 · 12W · 3000K

The wallwasher can illuminate the wall in a wide range. The light direction can be adjusted, and at the same time, the entire wall can be evenly illuminated.

CRI 90



ROTADED DIFFUSER



9492802 · 12W · 3000K
9492854 · 12W · 2700K
9492875 · 12W · 3000K · DALI



9492803 · 12W · 3000K
9492855 · 12W · 2700K



9492804 · 13W · 3000K



9492805 · 13W · 3000K



Photo	Code	Material	Watt	Volt	mA	Lumen	LED Chip	Dimension(cm)	CRI	UGR	Beam Angle	Kelvin	IP	Adj.	Driver Included	Dim.	Class
	9492802	Sandy Black Aluminium	12W	48V	250	786Lm	Cree	D: 3.1 H: 9.1	>90	<20	36°	3000K	IP20	X	✓	X	III
	9492854	Sandy Black Aluminium	12W	48V	250	786Lm	Cree	D: 3.1 L: 9.1	>90	<20	36°	2700K	IP20	X	✓	X	III
	9492875	Sandy Black Aluminium	12W	48V	250	786Lm	Cree	D: 3.1 L: 9.1	>90	<20	36°	3000K	IP20	X	✓	✓	III
	9492803	Sandy White Aluminium	12W	48V	250	877Lm	Cree	D: 3.1 H: 9.1	>90	<20	36°	3000K	IP20	X	✓	X	III
	9492855	Sandy White Aluminium	12W	48V	250	877Lm	Cree	D: 3.1 L: 9.1	>90	<20	36°	2700K	IP20	X	✓	X	III
	9492804	Sandy Black Aluminium	13W	48V	250	951Lm	Cree	D: 3.1 H: 9.3	>90	<22	15°	3000K	IP20	X	✓	X	III
	9492805	Sandy White Aluminium	13W	48V	250	951Lm	Cree	D: 3.1 H: 9.3	>90	<22	15°	3000K	IP20	X	✓	X	III

*Lifetime: 50.000 hours of usage

Photo	Code	Material	Watt	Volt	mA	Lumen	LED Chip	Dimension(cm)	CRI	UGR	Beam Angle	Kelvin	IP	Adj.	Driver Included	Dim.	Class
	9492807	Sandy Black Aluminium	22W	48V	550	1382Lm	Cree	D: 9.5 W: 5.2 H: 19.5	>90	<16	15°-48°	3000K	IP20	✓	✓	X	III
	9492856	Sandy Black Aluminium	22W	48V	550	1382Lm	Cree	D: 9.5 W: 5.2 H: 19.5	>90	<16	15°-48°	2700K	IP20	✓	✓	X	III
	9492876	Sandy Black Aluminium	22W	48V	550	1382Lm	Cree	D: 9.5 W: 5.2 H: 19.5	>90	<16	15°-48°	2700K	IP20	✓	✓	✓	III
	9492808	Sandy White Aluminium	22W	48V	550	1303Lm	Cree	D: 9.5 W: 5.2 H: 19.5	>90	<16	15°-48°	3000K	IP20	✓	✓	X	III
	9492857	Sandy White Aluminium	22W	48V	550	1303Lm	Cree	D: 9.5 W: 5.2 H: 19.5	>90	<16	15°-48°	2700K	IP20	✓	✓	X	III
	9492806	Sandy Black Aluminium	12W	48V	250	709.6Lm	Cree	D: 5.2 H: 11	>90	<22	15°	3000K	IP20	✓	✓	X	III

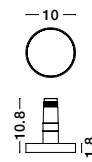
*Lifetime: 50.000 hours of usage



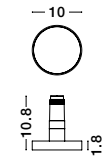
This panel light uses double-layer optical panels to make the light softer and more comfortable.



9492838 · 12W · 3000K
9492865 · 12W · 2700K
9492883 · 12W · 3000K · DALI



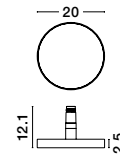
9492839 · 12W · 3000K
9492866 · 11W · 2700K



CRI 90



9492852 · 24W · 3000K



9492853 · 24W · 3000K

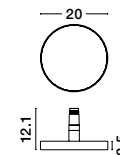


Photo	Code	Material	Watt	Volt	mA	Lumen	LED Chip	Dimension(cm)	CRI	UGR	Beam Angle	Kelvin	IP	Adj.	Driver Included	Dim.	Class
	9492838	Sandy Black Aluminium	12W	48V	250	713Lm	Osram	D: 10 H: 10.8	>90	<22	60°	3000K	IP20	X	✓	X	III
	9492865	Sandy Black Aluminium	12W	48V	250	713Lm	Osram	D: 10 H: 10.8	>90	<22	60°	2700K	IP20	X	✓	X	III
	9492883	Sandy Black Aluminium	12W	48V	250	713Lm	Osram	D: 10 H: 10.8	>90	<22	60°	3000K	IP20	X	✓	✓	III
	9492839	Sandy White Aluminium	12W	48V	250	896Lm	Osram	D: 10 H: 10.8	>90	<22	60°	3000K	IP20	X	✓	X	III
	9492866	Sandy White Aluminium	11W	48V	250	851Lm	Osram	D: 10 W: 10.8	>90	<22	60°	2700K	IP20	X	✓	X	III
	9492852	Sandy Black Aluminium	24W	48V	550	1338Lm	Osram	D: 20 W: 12.1	>90	<22	60°	3000K	IP20	X	✓	X	III
	9492853	Sandy White Aluminium	24W	48V	550	1636Lm	Osram	D: 20 W: 12.1	>90	<22	60°	3000K	IP20	X	✓	X	III

*Lifetime: 50.000 hours of usage



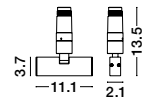


The adjust line can rotate 355° and vertical angle 90°. High visual comfort.

Rotating & Adjustable



9492812 · 6W · 3000K
9492877 · 6W · 3000K · DALI



Rotating & Adjustable



9492813 · 6W · 3000K

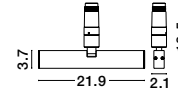


CRI 90

Rotating & Adjustable



9492814 · 12W · 3000K
9492878 · 12W · 3000K · DALI



Rotating & Adjustable



9492815 · 12W · 3000K

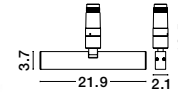


Photo	Code	Material	Watt	Volt	mA	Lumen	LED Chip	Dimension(cm)	CRI	UGR	Beam Angle	Kelvin	IP	Adj.	Driver Included	Dim.	Class
	9492812	Sandy Black Aluminium	6W	48V	150	443Lm	Osram	L: 13.6 W: 3.1 H: 13.5	>90	<6	24°	3000K	IP20	✓	✓	X	III
	9492877	Sandy Black Aluminium	6W	48V	150	443Lm	Osram	L: 13.6 W: 3.1 H: 13.5	>90	<6	24°	3000K	IP20	✓	✓	✓	III
	9492813	Sandy White Aluminium	6W	48V	150	443Lm	Osram	L: 13.6 W: 3.1 H: 13.5	>90	<6	24°	3000K	IP20	✓	✓	X	III
	9492814	Sandy Black Aluminium	12W	48V	300	901Lm	Osram	L: 21.9 W: 3.1 H: 13.5	>90	<6	24°	3000K	IP20	✓	✓	X	III
	9492878	Sandy Black Aluminium	12W	48V	300	901Lm	Osram	L: 21.9 W: 3.1 H: 13.5	>90	<6	24°	3000K	IP20	✓	✓	✓	III
	9492815	Sandy White Aluminium	12W	48V	300	901Lm	Osram	L: 21.9 W: 3.1 H: 13.5	>90	<6	24°	3000K	IP20	✓	✓	X	III

*Lifetime: 50.000 hours of usage



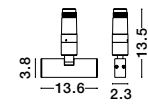


The wallwasher can illuminate the wall in a wide range. The light direction can be adjusted, and at the same time, the entire wall can be evenly illuminated.

Rotating & Adjustable



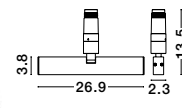
9492809 · 6W · 3000K



Rotating & Adjustable



9492810 · 12W · 3000K



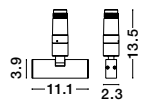
CRI 90

The line can rotate 355° and vertical angle 90°.

Rotating & Adjustable



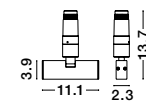
9492829 · 6W · 3000K



Rotating & Adjustable



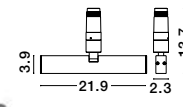
9492831 · 6W · 3000K



Rotating & Adjustable



9492830 · 12W · 3000K



Rotating & Adjustable



9492832 · 12W · 3000K

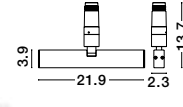


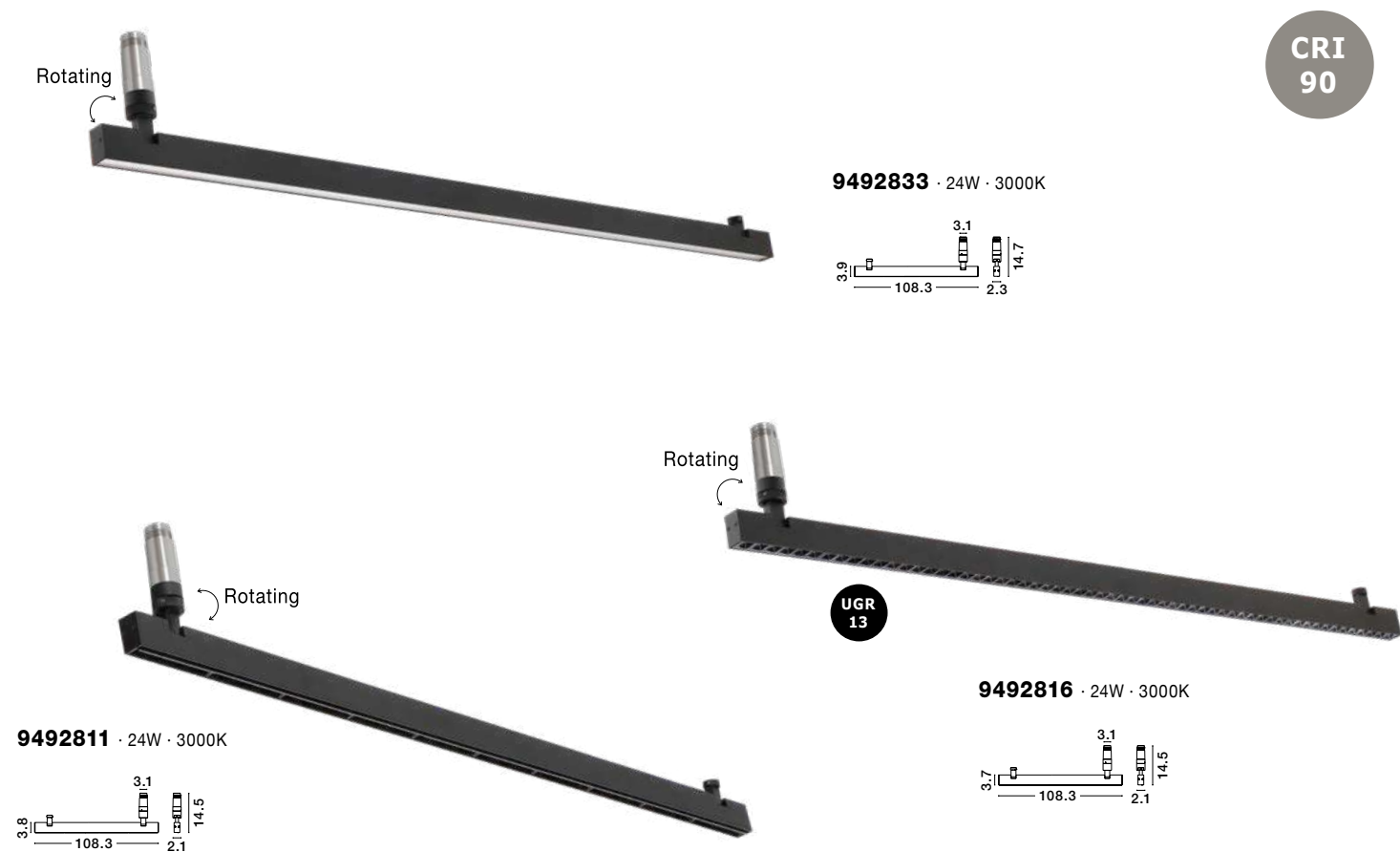
Photo	Code	Material	Watt	Volt	mA	Lumen	LED Chip	Dimension(cm)	CRI	UGR	Beam Angle	Kelvin	IP	Adj.	Driver Included	Dim.	Class
	9492809	Sandy Black Aluminium	6W	48V	150	294Lm	Osram	L: 13.6 W: 2.3 H: 13.5	>90	<16	60°	3000K	IP20	✓	✓	X	III
	9492810	Sandy Black Aluminium	12W	48V	300	606Lm	Osram	L: 26.9 W: 2.3 H: 13.5	>90	<16	60°	3000K	IP20	✓	✓	X	III
	9492829	Sandy Black Aluminium	6W	48V	150	197Lm	Osram	L: 13.6 W: 2.3 H: 13.5	>90	<16	60°	3000K	IP20	✓	✓	X	III
	9492830	Sandy Black Aluminium	12W	48V	300	447Lm	Osram	L: 21.9 W: 2.3 H: 13.7	>90	<16	60°	3000K	IP20	✓	✓	X	III
	9492831	Sandy White Aluminium	6W	48V	150	297Lm	Osram	L: 13.6 W: 2.3 H: 13.5	>90	<16	60°	3000K	IP20	✓	✓	X	III
	9492832	Sandy White Aluminium	12W	48V	300	692Lm	Osram	L: 21.9 W: 2.3 H: 13.7	>90	<16	60°	3000K	IP20	✓	✓	X	III

*Lifetime: 50.000 hours of usage






The line can rotate 355° and vertical angle 90°.



The wallwasher can illuminate the wall in a wide range. The light direction can be adjusted, and at the same time, the entire wall can be evenly illuminated.


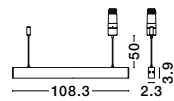
Photo	Code	Material	Watt	Volt	mA	Lumen	LED Chip	Dimension(cm)	CRI	UGR	Beam Angle	Kelvin	IP	Adj.	Driver Included	Dim.	Class
	9492811	Sandy Black Aluminium	24W	48V	650	1346Lm	Osram	L: 108.3 W: 2.1 H: 14.5	>90	<20	60°	3000K	IP20	√	√	X	III
	9492816	Sandy Black Aluminium	24W	48V	650	2090Lm	Osram	L: 108.3 W: 2.1 H: 14.5	>90	<20	24°	3000K	IP20	√	√	X	III
	9492833	Sandy Black Aluminium	24W	48V	650	914Lm	Osram	L: 108.3 W: 2.3 H: 14.7	>90	<20	60°	3000K	IP20	√	√	X	III

*Lifetime: 50.000 hours of usage

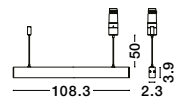




9492835 · 8W UP · 16W DOWN · 3000K



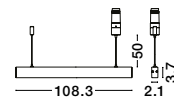
9492837 · 8W UP · 16W DOWN · 3000K



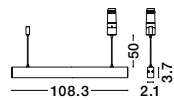
UGR 13



9492817 · 24W · 3000K



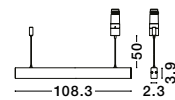
9492818 · 24W · 3000K



CRI 90



9492873 · 24W · 3000K



This pendant uses double-layer optical panels to make the light softer and more comfortable.

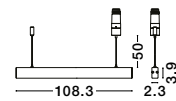
Photo	Code	Material	Watt	Volt	mA	Lumen	LED Chip	Dimension(cm)	CRI	UGR	Beam Angle	Kelvin	IP	Adj.	Driver Included	Dim.	Class		
	9492817	Sandy Black Aluminium	24W	48V	650	1877Lm	Osram	L: 108.3 W: 2.1H: 3.7	>90	<13	36°	3000K	IP20	X	✓	X	III		
	9492818	Sandy White Aluminium	24W	48V	650	1938Lm	Osram	L: 108.3 W: 2.1 H: 3.7	>90	<13	36°	3000K	IP20	X	✓	X	III		
	9492873	Sandy Black Aluminium	24W	48V	650	938Lm	Osram	L: 108.3 W: 2.3 H: 3.9	>90	<6	60°	3000K	IP20	X	✓	X	III		
Photo	Code	Material	Watt Up Light	Watt Down Light	Volt	mA	Lumen Up Light	Lumen Down Light	LED Chip	Dimension(cm)	CRI	UGR	Beam Angle	Kelvin	IP	Adj.	Driver Included	Dim.	Class
	9492835	Sandy Black Aluminium	8W	16W	48V	650	321Lm	1287Lm	Osram	L: 108.3 W: 2.3 H: 3.9	>90	<13	36°	3000K	IP20	X	✓	X	III
	9492837	Sandy White Aluminium	8W	16W	48V	650	349Lm	1396Lm	Osram	L: 108.3 W: 2.3 H: 3.9	>90	<13	36°	3000K	IP20	X	✓	X	III

*Lifetime: 50.000 hours of usage






9492834 · 8W UP · 16W DOWN · 3000K



**CRI
90**



**LIGHT UP
& DOWN**



9492836 · 8W UP · 16W DOWN · 3000K

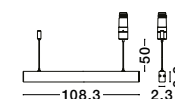


Photo	Code	Material	Watt Up Light	Watt Down Light	Volt	mA	Lumen Up Light	Lumen Down Light	LED Chip	Dimension(cm)	CRI	UGR	Beam Angle	Kelvin	IP	Adj.	Driver Included	Dim.	Class
	9492834	Sandy Black Aluminium	8W	16W	48V	650	295Lm	737Lm	Osram	L: 108.3 W: 2.3 H: 3.7	>90	<16	60°	3000K	IP20	X	✓	X	III
	9492836	Sandy White Aluminium	8W	16W	48V	650	339Lm	783Lm	Osram	L: 108.3 W: 2.3 H: 3.7	>90	<16	60°	3000K	IP20	X	✓	X	III

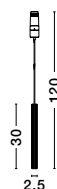
*Lifetime: 50.000 hours of usage



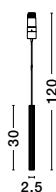


CRI
90

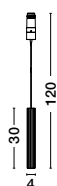
9492848 · 5W · 3000K



9492849 · 5W · 3000K



9492874 · 8W · 3000K



9492846 · 8W · 3000K

9492869 · 8W · 2700K

9492884 · 8W · 3000K · DALI



9492847 · 9W · 3000K

9492870 · 9W · 2700K



Photo	Code	Material	Watt	Volt	mA	Lumen	LED Chip	Dimension(cm)	CRI	UGR	Beam Angle	Kelvin	IP	Adj.	Driver Included	Dim.	Class
	9492848	Sandy Black Aluminium	5W	48V	150	1556Lm	Osram	D: 2.5 H: 120	>90	<16	24°	3000K	IP20	X	✓	X	III
	9492849	Sandy White Aluminium	5W	48V	150	1126Lm	Osram	D: 2.5 H: 120	>90	<16	24°	3000K	IP20	X	✓	X	III
	9492874	Sandy Black Aluminium	8W	48V	150	593Lm	Cree	D: 4 H: 120	>90	<16	24°	3000K	IP20	X	✓	X	III
	9492846	Sandy Black Aluminium	8W	48V	250	828Lm	Cree	D: 4 H: 120	>90	<16	24°	3000K	IP20	X	✓	X	III
	9492847	Sandy White Aluminium	9W	48V	250	772Lm	Cree	D: 4 H: 120	>90	<16	24°	3000K	IP20	X	✓	X	III
	9492869	Sandy Black Aluminium	8W	48V	250	828Lm	Cree	D: 4 H: 120	>90	<16	24°	2700K	IP20	X	✓	X	III
	9492884	Sandy Black Aluminium	8W	48V	250	828Lm	Cree	D: 4 H: 120	>90	<16	24°	3000K	IP20	X	✓	✓	III
	9492870	Sandy White Aluminium	9W	48V	250	745Lm	Cree	D: 4 H: 120	>90	<16	24°	2700K	IP20	X	✓	X	III

*Lifetime: 50.000 hours of usage

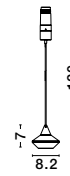




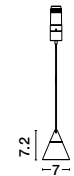
CRI
90



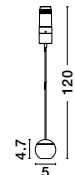
9492844 · 8W · 3000K
9492867 · 8W · 2700K



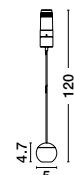
9492845 · 6W · 3000K
9492868 · 6W · 2700K



9492871 · 6W · 3000K



9492851 · 6W · 3000K
9492885 · 6W · 3000K · DALI



9492850 · 6W · 3000K

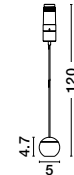


Photo	Code	Material	Watt	Volt	mA	Lumen	LED Chip	Dimension(cm)	CRI	UGR	Beam Angle	Kelvin	IP	Adj.	Driver Included	Dim.	Class
	9492844	Black & Gold Aluminium	8W	48V	150	520Lm	Cree	D: 8.2 H: 120	>90	<16	55°	3000K	IP20	X	✓	X	III
	9492867	Black & Gold Aluminium	8W	48V	150	520Lm	Cree	D: 8.2 H: 120	>90	<16	55°	2700K	IP20	X	✓	X	III
	9492845	Black & Gold Aluminium	6W	48V	150	448Lm	Cree	D: 7 H: 120	>90	<16	55°	3000K	IP20	X	✓	X	III
	9492868	Black & Gold Aluminium	6W	48V	150	448Lm	Cree	D: 7 H: 120	>90	<16	55°	2700K	IP20	X	✓	X	III
	9492850	Sandy White Aluminium	6W	48V	150	474Lm	Cree	D: 5 H: 120	>90	<16	55°	3000K	IP20	X	✓	X	III
	9492851	Sandy Black Aluminium	6W	48V	150	474Lm	Cree	D: 5 H: 120	>90	<16	55°	3000K	IP20	X	✓	X	III
	9492885	Sandy Black Aluminium	6W	48V	150	474Lm	Cree	D: 5 H: 120	>90	<16	55°	3000K	IP20	X	✓	✓	III
	9492871	Sandy Gold Aluminium	6W	48V	150	474Lm	Cree	D: 5 H: 120	>90	<16	55°	3000K	IP20	X	✓	X	III

*Lifetime: 50.000 hours of usage



CRI
90



9492819 · 12W · 3000K



9492820 · 12W · 3000K



The length can be customized according to the requirements of use.

Photo	Code	Material	Watt	Volt	mA	Lumen	LED Chip	Dimension(cm)	CRI	UGR	Beam Angle	Kelvin	IP	Adj.	Driver Included	Dim.	Class
	9492819	Sandy Black Aluminium	12W	48V	300	481Lm	Philips	D: 5 H: 250	>90	<19	36°	3000K	IP20	X	✓	X	III
	9492820	Sandy White Aluminium	12W	48V	300	516Lm	Philips	D: 5 H: 250	>90	<19	36°	3000K	IP20	X	✓	X	III

*Lifetime: 50.000 hours of usage



DOWNLIGHT
RECESSED SPOTS





STEP MacAdam <3

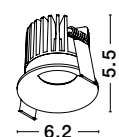
Photo	Code	Material	Watt	Volt	mA	Lumen	LED Chip	Dimension(cm)	Cut Out	CRI	UGR	Beam Angle	Kelvin	IP	Adj.	Driver Included	Dim. Class
	9844011	Sandy White Aluminium	9W	220-240V	200	530Lm	Cree	D: 6.2 H: 5.5	5.5cm	>90	<16	40°	3000K	IP42	X	Philips	X II
	9844012	Sandy Black Aluminium	9W	220-240V	200	530Lm	Cree	D: 6.2 H: 5.5	5.5cm	>90	<16	40°	3000K	IP42	X	Philips	X II
	9844013	Sandy White Aluminium	9W	220-240V	200	542Lm	Cree	D: 6.2 H: 6.1	5.5cm	>90	<16	40°	3000K	IP42	X	Philips	X II
	9844014	Sandy Black Aluminium	9W	220-240V	200	542Lm	Cree	D: 6.2 H: 6.1	5.5cm	>90	<16	40°	3000K	IP42	X	Philips	X II

*Lifetime: 50.000 hours of usage

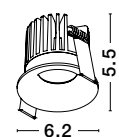
DALI DIMMABLE | Push Button CONNECT with EAGLERISE DRIVER FLS 12-350DA2 | code: 9844010

DRIVER INC.

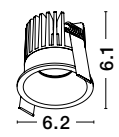
IP42



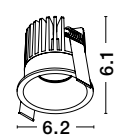
PETIT - 9844011



PETIT - 9844012



PETIT - 9844013



PETIT - 9844014

CRI 90

Included Driver Philips
9290 028 782 LED
8W 0.2A 40V LPF 1230V
9.7W 220-240V 0.09A
50-60 Hz 60V Dc 30-40V Dc

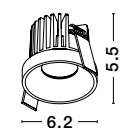


IP42

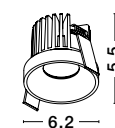
STEP MacAdam <3



PETIT - 9844015



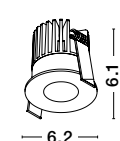
PETIT - 9844016



CRI 90



PETIT - 9844017



PETIT - 9844018

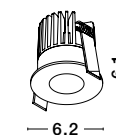


Photo	Code	Material	Watt	Volt	mA	Lumen	LED Chip	Dimension(cm)	Cut Out	CRI	UGR	Beam Angle	Kelvin	IP	Adj.	Driver Included	Dim. Class
	9844015	Sandy White Aluminium	9W	220-240V	200	530Lm	Cree	D: 6.2 H: 5.5	5.5cm	>90	<16	40°	3000K	IP42	X	Philips	X II
	9844016	Sandy Black Aluminium	9W	220-240V	200	530Lm	Cree	D: 6.2 H: 5.5	5.5cm	>90	<16	40°	3000K	IP42	X	Philips	X II
	9844017	Sandy White Aluminium	9W	220-240V	200	542Lm	Cree	D: 6.2 H: 6.1	5.5cm	>90	<16	40°	3000K	IP42	X	Philips	X II
	9844018	Sandy Black Aluminium	9W	220-240V	200	542Lm	Cree	D: 6.2 H: 6.1	5.5cm	>90	<16	40°	3000K	IP42	X	Philips	X II

*Lifetime: 50.000 hours of usage

DALI DIMMABLE | Push Button CONNECT with EAGLERISE DRIVER FLS 12-350DA2 | code: 9844010

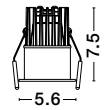
DRIVER INC.



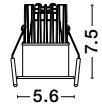
STEP MacAdam <3



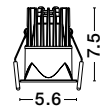
BREE . 9232111



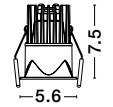
BREE . 9232112



BREE . 9232113



BREE . 9232114

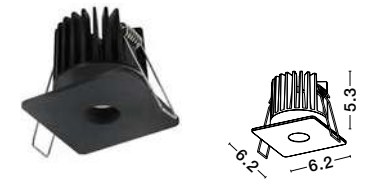


CRI 90

Included Driver Philips
9290 028 782 LED
8W 0.2A 40V LPF 1230V
9.7W 220-240V 0.09A
50-60 Hz 60V Dc 30-40V Dc



DRIVER INC.



ONO . 9060209



ONO . 9060210




ONO . 9060211



ONO . 9060212

CRI 90

Included Driver 8 Watt Eaglerise
Input: 220-240V AC 50/60Hz
Output: 7-12V DC 700mA
0.1A Not Dimmable



STEP MacAdam <3

Photo	Code	Material	Watt	Volt	mA	Lumen	LED Chip	Dimension(cm)	Cut Out	CRI	UGR	Beam Angle	Kelvin	IP	Adj.	Driver Included	Dim. Class
	9232111	White Aluminium	7W	220-240V	200	770Lm	Cree	D: 5.6 H: 7.5	5 cm	>90	<12	24°	3000K	IP20	X	Philips	X III
	9232112	Black Aluminium	7W	220-240V	200	770Lm	Cree	D: 5.6 H: 7.5	5 cm	>90	<12	24°	3000K	IP20	X	Philips	X III
	9232113	White Aluminium	7W	220-240V	200	770Lm	Cree	L: 5.6 W: 5.6 H: 7.5	5x5 cm	>90	<11	24°	3000K	IP20	X	Philips	X III
	9232114	Black Aluminium	7W	220-240V	200	770Lm	Cree	L: 5.6 W: 5.6 H: 7.5	5x5 cm	>90	<11	24°	3000K	IP20	X	Philips	X III

*Lifetime: 50.000 hours of usage

Photo	Code	Material	Watt	Volt	mA	Lumen	LED Chip	Dimension(cm)	Cut Out	CRI	UGR	Beam Angle	Kelvin	IP	Adj.	Driver Included	Dim. Class
	9060209	Black Aluminium	8W	220-240V	700	343Lm	Genesis	L: 6.2 W: 6.2 H: 5.3	5x5 cm	>90	<10	18°	3000K	IP20	X	Eaglerise	X II
	9060210	White Aluminium	8W	220-240V	700	343Lm	Genesis	L: 6.2 W: 6.2 H: 5.3	5x5 cm	>90	<10	18°	3000K	IP20	X	Eaglerise	X II
	9060211	Black Aluminium	8W	220-240V	700	340Lm	Genesis	D: 6.2 H: 5.3	5 cm	>90	<10	18°	3000K	IP20	X	Eaglerise	X II
	9060212	White Aluminium	8W	220-240V	700	340Lm	Genesis	D: 6.2 H: 5.3	5 cm	>90	<10	18°	3000K	IP20	X	Eaglerise	X II

*Lifetime: 50.000 hours of usage

DALI DIMMABLE | Push Button CONNECT with EAGLERISE DRIVER FLS 12-350DA2 | code: 9844010



STEP MacAdam <3

Beam Angle
4°

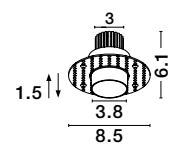
STEP MacAdam <3

TRIMLESS

RECESSED



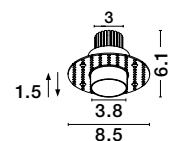
SELENE . 9052015



MINI TRIMLESS



SELENE . 9052012



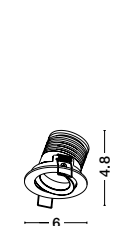
SELENE . 9052014



SELENE . 9052013



CRI 90



TIF . 9097021

Adjustable

CRI 90



TIF . 9097022

Adjustable

DRIVER . 9020172

Driver 6 Watt Eaglerise
Input: 220-240V AC 50/60Hz
Output: 6-12V DC
500mA Not Dimmable

Included Driver 8 Watt Eaglerise
Input: 220-240V AC 50/60Hz
Output: 7-12V DC 700mA
0.1mA Not Dimmable

Photo	Code	Material	Watt	Volt	mA	Lumen	LED Chip	Dimension(cm)	Cut Out	CRI	UGR	Beam Angle	Kelvin	IP	Adj.	Driver Included	Dim. Class
	9052015	White Aluminium	5W	10V	500	350Lm	Trimless Luminus	D: 3.8 H: 6.1	5 cm	>90	<17	40°	3000K	IP20	X	X	X III
	9052014	White Aluminium	5W	10V	500	350Lm	Trimless Luminus	D: 4 H: 6.4	3.6 cm	>90	<17	40°	3000K	IP20	X	X	X III
	9052012	Black Aluminium	5W	10V	500	350Lm	Trimless Luminus	D: 3.8 H: 6.1	5 cm	>90	<17	40°	3000K	IP20	X	X	X III
	9052013	Black Aluminium	5W	10V	500	350Lm	Trimless Luminus	D: 4 H: 6.4	3.6 cm	>90	<17	40°	3000K	IP20	X	X	X III

*Lifetime: 50.000 hours of usage

ON/OFF | CONNECT with DRIVER | code: 9020172

Photo	Code	Material	Watt	Volt	mA	Lumen	LED Chip	Dimension(cm)	Cut Out	CRI	UGR	Beam Angle	Kelvin	IP	Adj.	Driver Included	Dim. Class
	9097022	Sandy Black Aluminium	2W	220-240V	700	148Lm	Philips	D: 6 H: 4.8	5.2 cm	>90	<16	4°	3000K	IP20	√	Eaglerise	X III
	9097021	Sandy White Aluminium	2W	220-240V	700	148Lm	Philips	D: 6 H: 4.8	5.2 cm	>90	<16	4°	3000K	IP20	√	Eaglerise	X III

*Lifetime: 50.000 hours of usage



STEP MacAdam <3

TRIMLESS

RECESSED



UHO . 9570001 · 15°
9570018 · 36°



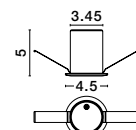
MINI TRIMLESS



UHO . 9570003 · 15°
9570019 · 36°



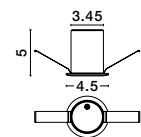
UHO . 9570002 · 15°
9570020 · 36°



Beam Angle 15°




UHO . 9570004 · 15°
9570021 · 36°



Included Driver 3.2 Watt Eaglerise
Input: 220-240V AC 50/60Hz
Output: 2.5-4.5V DC
700mA Not Dimmable

Photo	Code	Material	Watt	Volt	mA	Lumen	LED Chip	Dimension(cm)	Cut Out	CRI	UGR	Beam Angle	Kelvin	IP	Adj.	Driver Included	Dim. Class
	9570001	Sandy Black Aluminium	3W	220-240V	700	214Lm	Philips	D: 6.8 H: 5	4	>90	<17	15°	3000K	IP20	X	Eaglerise	X II
	9570018	Sandy Black Aluminium	3W	220-240V	700	214Lm	Philips	D: 6.8 H: 5	4	>90	<17	36°	3000K	IP20	X	Eaglerise	X II
	9570003	Sandy White Aluminium	3W	220-240V	700	214Lm	Philips	D: 6.8 H: 5	4	>90	<17	15°	3000K	IP20	X	Eaglerise	X II
	9570019	Sandy White Aluminium	3W	220-240V	700	214Lm	Philips	D: 6.8 H: 5	4	>90	<17	36°	3000K	IP20	X	Eaglerise	X II
	9570002	Sandy Black Aluminium	3W	220-240V	700	214Lm	Philips	D: 4.5 H: 5	3.8	>90	<17	15°	3000K	IP20	X	Eaglerise	X II
	9570020	Sandy Black Aluminium	3W	220-240V	700	214Lm	Philips	D: 4.5 H: 5	3.8	>90	<17	36°	3000K	IP20	X	Eaglerise	X II
	9570004	Sandy White Aluminium	3W	220-240V	700	214Lm	Philips	D: 4.5 H: 5	3.8	>90	<17	15°	3000K	IP20	X	Eaglerise	X II
	9570021	Sandy White Aluminium	3W	220-240V	700	214Lm	Philips	D: 4.5 H: 5	3.8	>90	<17	36°	3000K	IP20	X	Eaglerise	X II

*Lifetime: 50.000 hours of usage



HOW TO INSTALL

step 1

Cut Out

step 2

Fix the concealed embedded parts with screws

step 3

Make plaster covers the frame of embedded parts

Make plaster before

Make plaster after

step 4

Connect the external drive to the power and place the drive in the ceiling



step 5

Insert the lamp body into the embedded part and rotate it to fix

step 6

Turn on the light

SPOT WALL WASHERS



TRIMLESS

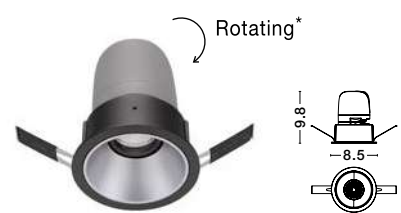


HOMER . 9570009 · 10W · 3000K · 24°
9570011 · 15W · 3000K · 24°




HOMER . 9570010 · 10W · 3000K · 24°
9570012 · 15W · 3000K · 24°

RECESSED



HOMER . 9570005 · 10W · 3000K · 24°
9570007 · 15W · 3000K · 24°



HOMER . 9570006 · 10W · 3000K · 24°
9570008 · 15W · 3000K · 24°

Ra>90

STEP MacAdam <3

* For Adjustable use you need order
 Optical Anti-glare cover 9570015

9570016
 Plastic Reflector
 Beam: 15°

9570017
 Plastic Reflector
 Beam: 36°

Included Driver 10Watt
 Osram Element
 10/220-240/350 G3
 Constant Current
 LED Driver 250mA Prated 10
 Urated 24-42 UN/FN 220-240V 50/60Hz

DRIVER INC.

Included Driver 15Watt
 Osram Element
 15/220-240/350 G3
 Constantt Current
 LED Driver 350mA Prated 15
 Urated 24-42 UN/FN 220-240V 50/60Hz




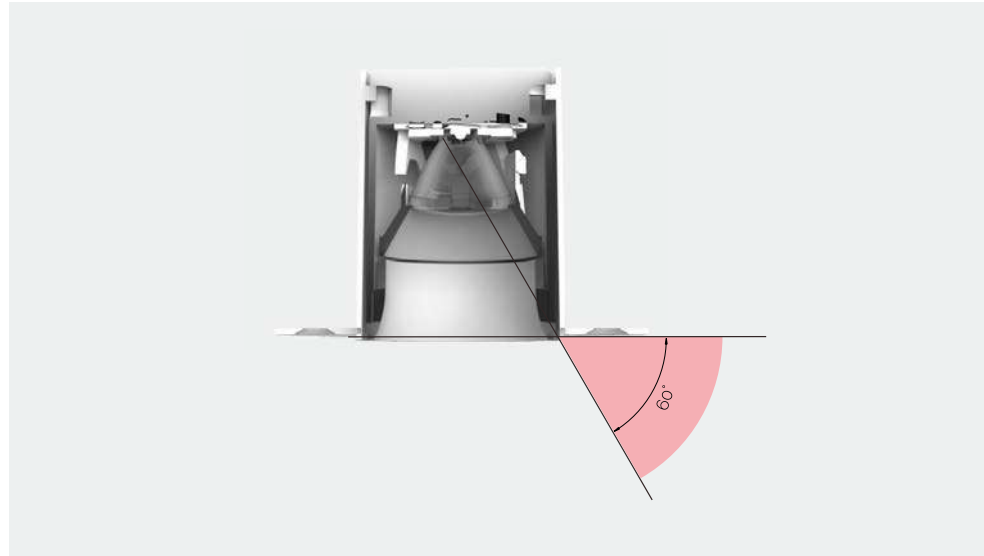
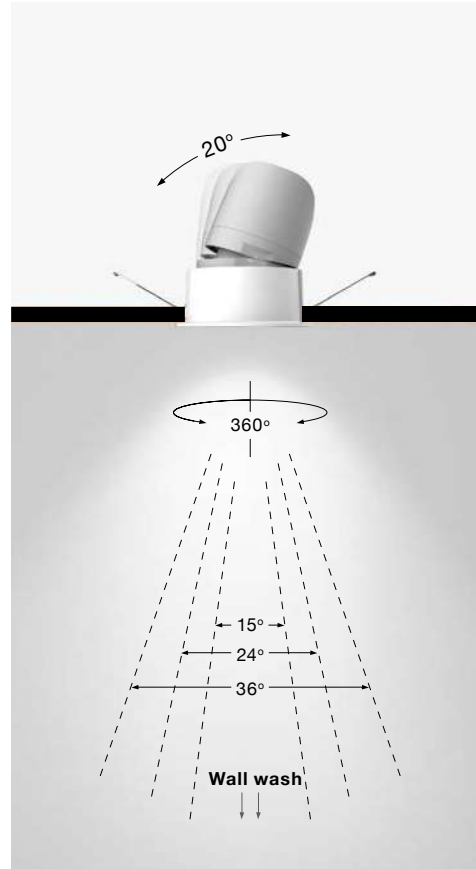
Photo	Code	Material	Watt	Volt	mA	Lumen	LED Chip	Dimension(cm)	Cut Out	CRI	UGR	Beam Angle	Kelvin	IP	Adj.	Driver Included	Dim. Class
	9570005	Sandy Black Aluminium	10W	220-240V	250	640Lm	Bridgelux	D: 8.5 H: 9.8	7.5 cm	>98	<6	24°	3000K	IP20	X	Osram	X II
	9570007	Sandy Black Aluminium	15W	220-240V	350	754Lm	Bridgelux	D: 8.5 H: 9.8	7.5 cm	>98	<6	24°	3000K	IP20	X	Osram	X II
	9570006	Sandy White Aluminium	10W	220-240V	250	640Lm	Bridgelux	D: 8.5 H: 9.8	7.5 cm	>98	<6	24°	3000K	IP20	X	Osram	X II
	9570008	Sandy White Aluminium	15W	220-240V	350	754Lm	Bridgelux	D: 8.5 H: 9.8	7.5 cm	>98	<6	24°	3000K	IP20	X	Osram	X II
	9570009	Sandy Black Aluminium	10W	220-240V	250	640Lm	Bridgelux	D: 7.4 H: 10	7.5 cm	>98	<6	24°	3000K	IP20	X	Osram	X II
	9570011	Sandy Black Aluminium	15W	220-240V	350	754Lm	Bridgelux	D: 7.4 H: 10	7.5 cm	>98	<6	24°	3000K	IP20	X	Osram	X II
	9570010	Sandy White Aluminium	10W	220-240V	250	640Lm	Bridgelux	D: 7.4 H: 10	7.5 cm	>98	<6	24°	3000K	IP20	X	Osram	X II
	9570012	Sandy White Aluminium	15W	220-240V	350	754Lm	Bridgelux	D: 7.4 H: 10	7.5 cm	>98	<6	24°	3000K	IP20	X	Osram	X II

*Lifetime: 50.000 hours of usage

10W - DALI DIMMABLE | Push Button CONNECT with EAGLERISE DRIVER FLS 12-350DA2 | code: 9844010
15W - DALI DIMMABLE | Push Button CONNECT with EAGLERISE DRIVER FLS 26-700DA2 | code: 9844009
10W - TRIAC DIMMABLE | CONNECT with LIFUD DRIVER LF-AAT012-0400-42 | code: 9844008

More information about Full Spectrum go on page 476-477

SPOT WALL WASHERS



UNIQUE OPTICAL SOLUTION CAN CONTROL THE CUT-OFF ANGLE OF THE LIGHT WITHOUT CHANGING THE LIGHT EFFICIENCY OF THE PRODUCT.

OPTICAL ANTI-GLARE COVER

FIXED ANTI-GLARE COVER WALL WASHER ANTI-GLARE COVER ADJUSTABLE ANTI-GLARE COVER



9570013B
Anti Glare Cover
Black Plastic



9570014B
Wallwash Anti Glare Cover
Black Plastic



9570015B
Black Plastic



9570013BS
Anti Glare Cover
Bright Silver Plastic



9570014BS
Wallwash Anti Glare Cover
Bright Silver Plastic



9570015SS
Sand Silver Plastic



9570013SS
Anti Glare Cover
Sandy Silver Plastic



9570014SS
Wallwash Anti Glare Cover
Sand Silver Plastic



9570015BS
Bright Silver Plastic



9570013W
Anti Glare Cover
White Plastic



9570014W
Wallwash Anti Glare Cover
White Plastic



9570015W
White Plastic



9570013G
Anti Glare Cover
Gold Plastic

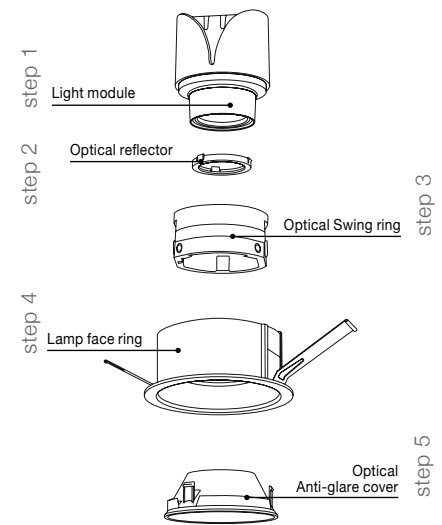


9570014G
Wallwash Anti Glare Cover
Gold Plastic



9570015G
Gold Plastic

HOW TO INSTALL



* For Adjustable use you need order Optical Anti-glare cover 9570015 or 9010156



SPOT WALL WASHERS



More information about Full Spectrum go on page 476-477



9010138 · 10W

step 1
LIGHT MODULE



9010139 · 15W

Included Driver 10Watt
Osram Element
10/220-240/250 G3
Constant Current
LED Driver 250mA
24-42 Vdc 220-240V 50/60 Hz

Included Driver 15Watt
Osram Element
15/220-240/350 G3
Constant Current
LED Driver 350mA
24-42 Vdc 220-240V 50/60 Hz

step 2
OPTICAL REFLECTOR



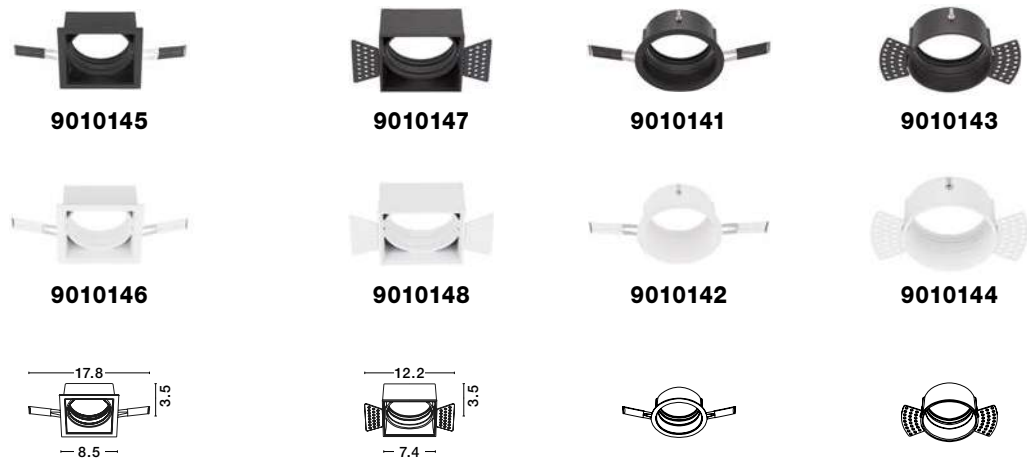
9570016 Plastic Reflector
Beam: 15°
9570017 Plastic Reflector
Beam: 36°

step 3
OPTICAL SWING RING



9010140

step 4
LAMP FACE RING



9010145

9010147

9010141

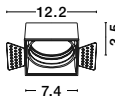
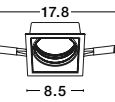
9010143

9010146

9010148

9010142

9010144



step 5
OPTICAL ANTI-GLARE COVER

FIXED ANTI-GLARE COVER

WALL WASHER ANTI-GLARE COVER

ADJUSTABLE ANTI-GLARE COVER

FIXED ANTI-GLARE COVER

WALL WASHER ANTI-GLARE COVER

ADJUSTABLE ANTI-GLARE COVER



9010154SS
Sand Silver Plastic



9010155SS
Sand Silver Plastic



9010156SS
Sand Silver Plastic



9570013SS
Sandy Silver Plastic



9570014SS
Sand Silver Plastic



9570015SS
Sand Silver Plastic



9010154BS
Bright Silver Plastic



9010155BS
Bright Silver Plastic



9010156BS
Bright Silver Plastic



9570013BS
Bright Silver Plastic



9570014BS
Bright Silver Plastic



9570015BS
Bright Silver Plastic



9010154G
Gold Plastic



9010155G
Gold Plastic



9010156G
Gold Plastic



9570013G
Gold Plastic



9570014G
Gold Plastic



9570015G
Gold Plastic



9010154B
Black Plastic



9010155B
Black Plastic



9010156B
Black Plastic



9570013B
Black Plastic



9570014B
Black Plastic



9570015B
Black Plastic



9010154W
White Plastic



9010155W
White Plastic



9010156W
White Plastic




9570013W
White Plastic



9570014W
White Plastic



9570015W
White Plastic



STEP MacAdam <3

Photo	Code	Material	Watt	Volt	mA	Lumen	LED Chip	Dimension(cm)	Cut Out	CRI	UGR	Beam Angle	Kelvin	IP	Adj.	Driver Included	Dim. Class
	9010138	Grey Aluminium	10W	220-240V	250	660	Bridgelux	D: 5.9 H: 4.5	X	>98	<13	24°	3000K	IP20	X	Osram	X II
	9010139	Grey Aluminium	15W	220-240V	350	788	Bridgelux	D: 5.9 H: 4.5	X	>98	<13	24°	3000K	IP20	X	Osram	X II

10W - DALI DIMMABLE | Push Button CONNECT with EAGLERISE DRIVER FLS 12-350DA2 | code: 9844010
15W - DALI DIMMABLE | Push Button CONNECT with EAGLERISE DRIVER FLS 26-700DA2 | code: 9844009



IP44

STEP MacAdam <3



TINY . 8035601



TINY . 8125801



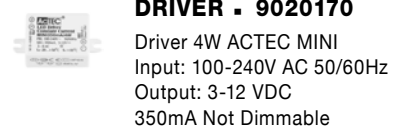
TINY . 9017812



TINY . 9080201



TINY . 9080202




DRIVER . 9020170

Driver 4W ACTEC MINI
Input: 100-240V AC 50/60Hz
Output: 3-12 VDC
350mA Not Dimmable

Photo	Code	Material	Watt	Volt	mA	Lumen	LED Chip	Dimension (cm)	Cut Out	CRI	UGR	Beam Angle	Kelvin	IP	Adj.	Driver Included	Dim. Class
	8035601	White Aluminium	1W	2V	350	70Lm	Philips	D: 1.6 H: 2	1.2 cm	>80	<30	50°	3000K	IP44	X	X	X III
	8125801	White Aluminium	1W	3V	350	70Lm	Philips	D: 2.2 H: 2.9	1.6 cm	>85	<18	30°	3000K	IP44	X	X	X III
	9017812	Black Aluminium	1W	3V	350	70Lm	Philips	D: 1.6 H: 2	1.2 cm	>80	<30	50°	3000K	IP44	X	X	X III
	9080201	White Aluminium	1W	3V	350	70Lm	Philips	D: 2.5 H: 2.2	1.8 cm	>90	<24	16°	3000K	IP44	X	X	X III
	9080202	Black Aluminium	1W	3V	350	70Lm	Philips	D: 2.5 H: 2.2	1.8 cm	>90	<24	16°	3000K	IP44	X	X	X III

*Lifetime: 50.000 hours of usage

ON/OFF | CONNECT with DRIVER | code: 9020170
CABLE LENGTH 1.80m





STEP MacAdam <3



Photo	Code	Material	Watt	Volt	mA	Lumen	LED Chip	Dimension(cm)	Cut Out	CRI	UGR	Beam Angle	Kelvin	IP	Adj.	Driver Included	Dim. Class
	62007	Black Aluminium	10W	35-40V	250	800Lm	Cree	D: 8.2 H: 7	7.5 cm	>80	<18	38°	3000K	IP20	X	X	X III
	62006	White Aluminium	10W	35-40V	250	800Lm	Cree	D: 8.2 H: 7	7.5 cm	>80	<18	38°	3000K	IP20	X	X	X III
	620014	White Aluminium	10W	35-40V	250	800Lm	Cree	D: 10.5 H: 7.4	9.6 cm	>80	<18	38°	3000K	IP20	X	X	X III
	620015	Black Aluminium	10W	35-40V	250	800Lm	Cree	D: 10.5 H: 7.4	9.6 cm	>80	<18	38°	3000K	IP20	X	X	X III

ON/OFF | CONNECT with DRIVER | code: 6001

DALI DIMMABLE | Push Button CONNECT with EAGLERISE DRIVER FLS 12-350DA2 | code: 9844010
 TRIAC DIMMABLE | CONNECT with LIFUD DRIVER LF-AAT012-0400-42 | code: 9844008

Photo	Code	Material	Watt	Volt	mA	Lumen	LED Chip	Dimension(cm)	Cut Out	CRI	UGR	Beam Angle	Kelvin	IP	Adj.	Driver Included	Dim. Class
	7770441	Black Aluminium	15W	230V	250	1275Lm	Luminus	D: 9.6 H: 8.5	8.5 cm	>90	<18	24°	3000K	IP20	√	Philips	X III

*Lifetime: 50.000 hours of usage

DRIVER - 6001
 Driver 10 Watt Philips
 Input: 220-240V AC 50/60Hz
 Output: 32-40 VDC
 0.25A Not Dimmable

DRIVER - 9011763
 Driver 10 Watt Philips
 Input: 220-240V AC 50/60Hz
 Output: 32-40VDC 0.25A
 Not Dimmable

DRIVER - 64001
 Driver 20 Watt Philips
 Input: 220-240V AC 50/60Hz
 Output: 32-40VDC 0.5A
 Not Dimmable



STEP MacAdam <3



LUELA - 9580621 · 3000K
9580639 · 2700K
9580643 · 4000K



LUELA - 9580622 · 3000K
9580640 · 2700K
9580644 · 4000K



LUELA - 9580623 · 3000K
9580641 · 2700K
9580645 · 4000K

CRI 90



LUELA - 9580624 · 3000K
9580642 · 2700K
9580646 · 4000K



LUELA - 9580625 · 3000K



LUELA - 9580626 · 3000K

Photo	Code	Material	Watt	Volt	mA	Lumen	LED Chip	Dimension(cm)	Cut Out	CRI	UGR	Beam Angle	Kelvin	IP	Adj.	Driver Included	Dim. Class
	9580621	Sandy White Aluminium	13W	220-240V	300	1039Lm	Cree	D: 8.5 H:7.5	7.5cm	>90	<19	38°	3000K	IP20	X	Eaglerise	X II
	9580639	Sandy White Aluminium	13W	220-240V	300	1138Lm	Cree	D: 8.5 H:7.5	7.5cm	>90	<19	38°	2700K	IP20	X	Eaglerise	X II
	9580643	Sandy White Aluminium	13W	220-240V	300	1253Lm	Cree	D: 8.5 H:7.5	7.5cm	>90	<19	38°	4000K	IP20	X	Eaglerise	X II
	9580622	Sandy Black Aluminium	13W	220-240V	300	928Lm	Cree	D: 8.5 H:7.5	7.5cm	>90	<19	38°	3000K	IP20	X	Eaglerise	X II
	9580640	Sandy Black Aluminium	13W	220-240V	300	925Lm	Cree	D: 8.5 H:7.5	7.5cm	>90	<19	38°	2700K	IP20	X	Eaglerise	X II
	9580644	Sandy Black Aluminium	13W	220-240V	300	1037Lm	Cree	D: 8.5 H:7.5	7.5cm	>90	<19	38°	4000K	IP20	X	Eaglerise	X II
	9580623	Sandy Black Alum. & Gold Reflector	13W	220-240V	300	967Lm	Cree	D: 8.4 H:7.8	7.5cm	>90	<19	38°	3000K	IP20	X	Eaglerise	X II
	9580641	Sandy Black Alum. & Gold Reflector	13W	220-240V	300	1172Lm	Cree	D: 8.4 H:7.8	7.5cm	>90	<19	38°	2700K	IP20	X	Eaglerise	X II
	9580645	Sandy Black Alum. & Gold Reflector	13W	220-240V	300	1059Lm	Cree	D: 8.4 H:7.8	7.5cm	>90	<19	38°	4000K	IP20	X	Eaglerise	X II
	9580624	Sandy White Alum. & Gold Reflector	13W	220-240V	300	967Lm	Cree	D: 8.4 H:7.8	7.5cm	>90	<19	38°	3000K	IP20	X	Eaglerise	X II
	9580642	Sandy White Alum. & Gold Reflector	13W	220-240V	300	1172Lm	Cree	D: 8.4 H:7.8	7.5cm	>90	<19	38°	2700K	IP20	X	Eaglerise	X II
	9580646	Sandy White Alum. & Gold Reflector	13W	220-240V	300	1059Lm	Cree	D: 8.4 H:7.8	7.5cm	>90	<19	38°	4000K	IP20	X	Eaglerise	X II
	9580625	Sandy White Alum. & Black Reflector	13W	220-240V	300	967Lm	Cree	D: 8.4 H:7.8	7.5cm	>90	<19	38°	3000K	IP20	X	Eaglerise	X II
	9580626	Sandy Black Alum. & White Reflector	13W	220-240V	300	1039Lm	Cree	D: 8.4 H:7.8	7.5cm	>90	<19	38°	3000K	IP20	X	Eaglerise	X II

*Lifetime: 50.000 hours of usage

DALI DIMMABLE | Push Button CONNECT with EAGLERISE DRIVER FLS 12-350DA2 | code: 9844010

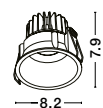


IP54

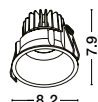
STEP MacAdam <3



SELENE . 9071021



SELENE . 9071022



DRIVER . 9020171

Driver 12W Eaglerise
Input: 100-240V AC 50/60Hz
Output: 12-24V DC 500mA
Not Dimmable

Photo	Code	Material	Watt	Volt	mA	Lumen	LED Chip	Dimension(cm)	Cut Out	CRI	UGR	Beam Angle	Kelvin	IP	Adj.	Driver Included	Dim. Class
	9071021	White Aluminium	10W	220-240V	500	600Lm	Citizen	D: 8.2 H:7.9	7.6 cm	>90	<22	36°	3000K	IP54	X	X	X II
	9071022	Black Aluminium	10W	220-240V	500	600Lm	Citizen	D: 8.2 H:7.9	7.6 cm	>90	<22	36°	3000K	IP54	X	X	X II

*Lifetime: 50.000 hours of usage

ON/OFF | CONNECT with DRIVER | code: 9020171



DRIVER INC.



STEP MacAdam <3

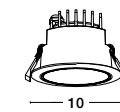


CARPO . 9011761



DRIVER . 9011763

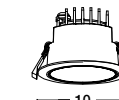
Driver 10 Watt Philips
Input: 220-240V AC 50/60Hz
Output: 32-40V DC 0.25A
Not Dimmable



RING 9011765
Matt Brass



CARPO . 9011762



RING 9011765
Matt Brass



Photo	Code	Material	Watt	Volt	mA	Lumen	LED Chip	Dimension(cm)	Cut Out	CRI	UGR	Beam Angle	Kelvin	IP	Adj.	Driver Included	Dim. Class
	9011761	White Aluminium	10W	37.6V	350	980Lm	Cree	D: 10 H:7	9 cm	>90	<18	36°	3000K	IP20	X	Eaglerise	X II
	9011762	Black Aluminium	10W	37.6V	350	980Lm	Cree	D: 10 H:7	9 cm	>90	<18	36°	3000K	IP20	X	Eaglerise	X II

*Lifetime: 50.000 hours of usage

On/Off | CONNECT with DRIVER | code: 9011763
DALI DIMMABLE | Push Button CONNECT with EAGLERISE DRIVER FLS 12-350DA2 | code: 9844010
TRIAC DIMMABLE | CONNECT with LIFUD DRIVER LF-AAT012-0400-42 | code: 9844008

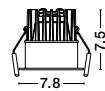


IP65

STEP MacAdam <3



BLADE - 9232116



BLADE - 9232119

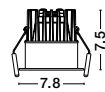


Rotating

BLADE - 9232117



BLADE - 9232115



BLADE - 9232120



DRIVER INC.



Rotating

BLADE - 9232118



Included Driver 12 Watt Philips
9290 028 784 LED 12W 0.3A 40V
LPF 1 230V 14.3W 220-240V
0.14A 50-60Hz 30-40Vdc

Photo	Code	Material	Watt	Volt	mA	Lumen	LED Chip	Dimension(cm)	Cut Out	CRI	UGR	Beam Angle	Kelvin	IP	Adj.	Driver Included	Dim.	Class
	9232116	White Aluminium	12W	220-240V	300	1280Lm	Cree	D: 7.8 H: 7.2	7.2 cm	>90	<14	38°	3000K	IP65	X	Philips	X	III
	9232115	Black Aluminium	12W	220-240V	300	1280Lm	Cree	D: 7.8 H: 7.2	7.2 cm	>90	<14	38°	3000K	IP65	X	Philips	X	III
	9232119	White Aluminium	12W	220-240V	300	1280Lm	Cree	D: 8.5 H: 5.4	8 cm	>90	<17	38°	3000K	IP65	X	Philips	X	III
	9232120	Black Aluminium	12W	220-240V	300	1280Lm	Cree	D: 8.5 H: 5.4	8 cm	>90	<17	38°	3000K	IP65	X	Philips	X	III
	9232117	White Aluminium	12W	220-240V	300	1280Lm	Cree	D: 9 H: 4.7	8 cm	>90	<16	38°	3000K	IP65	X	Philips	X	III
	9232118	Black Aluminium	12W	220-240V	300	1280Lm	Cree	D: 9 H: 4.7	8 cm	>90	<16	38°	3000K	IP65	X	Philips	X	III

*Lifetime: 50.000 hours of usage

DALI DIMMABLE | Push Button CONNECT with EAGLERISE DRIVER FLS 12-350DA2 | code: 9844010
TRIAC DIMMABLE | CONNECT with LIFUD DRIVER LF-AAT012-0400-42 | code: 9844008



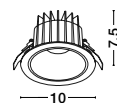


IP67

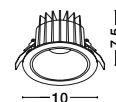
STEP MacAdam <3



BRADY - 9070154



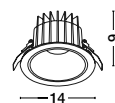
BRADY - 9580627



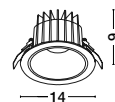
DRIVER INC.



BRADY - 9070155



BRADY - 9580628




Included Driver Element
10 220-240/250 G3
10Watt Osram
Input: 220-240V AC50/60Hz
Output: 24-42V DC 250mA
0.1A Not Dimmable

Included Driver Element
20/220-240/500 G3
20 Watt Osram
Input: 220-240V AC 50/60Hz
Output: 21-40V DC 500mA
0.1A Not Dimmable

Photo	Code	Material	Watt	Volt	mA	Lumen	LED Chip	Dimension(cm)	Cut Out	CRI	UGR	Beam Angle	Kelvin	IP	Adj.	Driver Included	Dim. Class
	9070154	White Aluminium & Black Reflector	10W	220-240V	250	923.53Lm	Cree	D:10 H:7.5	9	>80	<19	45°	3000K	IP67	X	Osram	X II
	9070155	White Aluminium & Black Reflector	20W	220-240V	500	1847Lm	Cree	D:14 H:9	13	>80	<19	45°	3000K	IP67	X	Osram	X II
	9580627	White Aluminium & White Reflector	10W	220-240V	250	923.53Lm	Cree	D:10 H:7.5	9	>80	<19	45°	3000K	IP67	X	Osram	X II
	9580628	White Aluminium & White Reflector	20W	220-240V	500	1847Lm	Cree	D:14 H:9	13	>80	<19	45°	3000K	IP67	X	Osram	X II

*Lifetime: 50.000 hours of usage

10W - DALI DIMMABLE | Push Button CONNECT with EAGLERISE DRIVER FLS 12-350DA2 | code: 9844010
10W - TRIAC DIMMABLE | CONNECT with LIFUD DRIVER LF-AAT012-0400-42 | code: 9844008
20W - DALI DIMMABLE | Push Button CONNECT with EAGLERISE DRIVER FLS 26-700DA2 | code: 9844007
20W - TRIAC DIMMABLE | CONNECT with LIFUD DRIVER LF-AAT030-0750-42 | code: 9844006

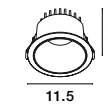


STEP MacAdam <3

DRIVER INC.



LUELA - 9113777



Included Driver Philips
Certa 21 Watt 0.5 A 42V/ 230V
Input: 220-240V 50/60Hz
Output: 30-42V DC
0.5A Not Dimmable



LUELA - 9113778

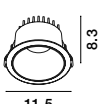


Photo	Code	Material	Watt	Volt	mA	Lumen	LED Chip	Dimension(cm)	Cut Out	CRI	UGR	Beam Angle	Kelvin	IP	Adj.	Driver Included	Dim. Class
	9113777	Sandy White Aluminium	20W	220V	500mA	1127.7Lm	Cree	D: 11.5 H: 8.3	10.5	>90	<19	78°	3000K	IP20	X	Philips	X II
	9113778	Sandy Black Aluminium	20W	220V	500mA	1127.7Lm	Cree	D: 11.5 H: 8.3	10.5	>90	<19	78°	3000K	IP20	X	Philips	X II

*Lifetime: 50.000 hours of usage

20W - DALI DIMMABLE | Push Button CONNECT with EAGLERISE DRIVER FLS 26-700DA2 | code: 9844007
20W - TRIAC DIMMABLE | CONNECT with LIFUD DRIVER LF-AAT030-0750-42 | code: 9844006


step 1



step 2



step 3



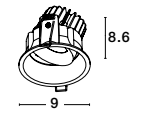
you are ready!

IP44

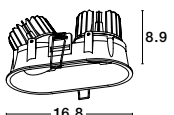
STEP MacAdam <3



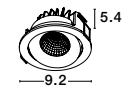
LAZIO - 8044909



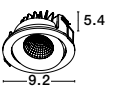
LAZIO - 8044809



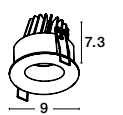
LAZIO - 8000502 · IP54



LAZIO - 8000503



LAZIO - 8018509



8016905 · 10W · 3000K
8016906 · 10W · 4000K



DRIVER - 9020171
Driver 12W Eaglerise
Input: 100-240V AC 50/60Hz
Output: 12-24VDC 500mA
Not Dimmable

Photo	Code	Material	LED Chip	Dimension(cm)	Cut Out (cm)	UGR	Beam Angle	IP	Adj.	Driver Included	Class
	8018509	White & Black Aluminium	X	D: 9 H: 7.3	7.8	<19	36°	IP44	✓	X	II
	8044909	White Aluminium	X	D: 9 H: 8.6	8.2	<19	36°	IP44	✓	X	II
	8044809	White Aluminium	X	L: 16.8 W: 9 H: 8.9	16x8.2	<19	36°	IP44	✓	X	II
	8000502	White Aluminium	X	D: 9.2 H: 5.4	8.2	<19	36°	IP44	✓	X	II
	8000503	Black Aluminium	X	D: 9.2 H: 5.4	8.2	<19	36°	IP44	✓	X	II

MUST HAVE ACCESSORY

Photo	Code	Material	Watt	Volt	mA	Lumen	LED Chip	Dimension(cm)	CRI	UGR	Beam Angle	Kelvin	IP	Adj.	Driver Included	Dim. Class
	8016905	Black Aluminium	10W	20V	500	810Lm	Citizen	D: 6.3 H: 3.8	>90	X	X	3000K	IP44	X	X	X X
	8016906	Black Aluminium	10W	20V	500	810Lm	Citizen	D: 6.3 H: 3.8	>90	X	X	4000K	IP44	X	X	X X

*Lifetime: 50.000 hours of usage

ON/OFF | CONNECT with DRIVER | code: 9020171
 TRIAC DIMMABLE | CONNECT with LIFUD DRIVER LF-AAT012-0400-42 | code: 9844008
 DALI DIMMABLE | Push Button CONNECT with MEANWELL DRIVER LCM-25 DA2 | code: 9844005
 0-10 DIMMABLE | CONNECT with MEANWELL DRIVER LCM-25 | code: 9844000





STEP MacAdam <3

IP44



OLBIA - 8016909



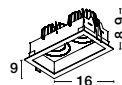
OLBIA - 8001402



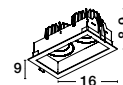
8016905 · 10W · 3000K
8016906 · 10W · 4000K



OLBIA - 8059409



OLBIA - 8033409



DRIVER - 9020171
Driver 12W Eaglerise
Input: 100-240V AC 50/60Hz
Output: 12-24VDC 500mA
Not Dimmable

Photo	Code	Material	LED Chip	Dimension(cm)	Cut Out (cm)	UGR	Beam Angle	IP	Adj.	Driver Included	Class
	8016909	White & Black Aluminium	X	L: 9 H: 8.9	8x8	<28	36°	IP44	X	X	X
	8001402	White Aluminium	X	L: 9 H: 8.9	8x8	<28	36°	IP44	X	X	X
	8059409	White & Black Aluminium	X	L: 16.8 W: 9 H: 8.9	15x7.7	<16	36°	IP44	X	X	X
	8033409	White Aluminium	X	L: 16.8 W: 9 H: 8.9	15x7.7	<16	36°	IP44	X	X	X

MUST HAVE ACCESSORY

Photo	Code	Material	Watt	Volt	mA	Lumen	LED Chip	Dimension (cm)	CRI	UGR	Beam Angle	Kelvin	IP	Adj.	Driver Included	Dim. Class
	8016905	Black Aluminium	10W	20V	500	810Lm	Citizen	D: 6.3 H: 3.8	>90	X	X	3000K	IP44	X	X	X X
	8016906	Black Aluminium	10W	20V	500	810Lm	Citizen	D: 6.3 H: 3.8	>90	X	X	4000K	IP44	X	X	X X

*Lifetime: 50.000 hours of usage

ON/OFF | CONNECT with DRIVER | code: 9020171
TRIAC DIMMABLE | CONNECT with LIFUD DRIVER LF-AAT012-0400-42 | code: 9844008
DALI DIMMABLE | Push Button CONNECT with MEANWELL DRIVER LCM-25 DA2 | code: 9844005
0-10 DIMMABLE | CONNECT with MEANWELL DRIVER LCM-25 | code: 9844000





**TRIMLESS
IP54**

STEP MacAdam <3



BELLUNO - 8014909



BELLUNO - 8014910



BELLUNO - 8019109



BELLUNO - 8019310



8016905 · 10W · 3000K
8016906 · 10W · 4000K



DRIVER - 9020171
Driver 12W Eaglerise
Input: 100-240V AC 50/60Hz
Output: 12-24VDC 500mA
Not Dimmable



Photo	Code	Material	LED Chip	Dimension(cm)	Cut Out (cm)	UGR	Beam Angle	IP	Adj.	Driver Included	Class
	8014909	White Aluminium	X	L:7.3 H: 8.5	9.6x9.6	<18	36°	IP54	X	X	X
	8014910	White Aluminium	X	L:7.3 H: 8.5	9.6x9.6	<18	36°	IP54	X	X	X
	8019109	White Aluminium	X	L:8.2 H: 9.4	10.5	<18	36°	IP54	X	X	X
	8019310	White Aluminium	X	L:8.2 H: 9.4	10.5	<18	36°	IP54	X	X	X

MUST HAVE ACCESSORY

Photo	Code	Material	Watt	Volt	mA	Lumen	LED Chip	Dimension(cm)	CRI	UGR	Beam Angle	Kelvin	IP	Adj.	Driver Included	Dim. Class
	8016905	Black Aluminium	10W	20V	500	810Lm	Citizen	D: 6.3 H: 3.8	>90	X	X	3000K	IP44	X	X	X X
	8016906	Black Aluminium	10W	20V	500	810Lm	Citizen	D: 6.3 H: 3.8	>90	X	X	4000K	IP44	X	X	X X

*Lifetime: 50.000 hours of usage

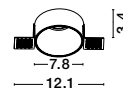
ON/OFF | CONNECT with DRIVER & COB | code: 9020171 & 8016905/8016906
TRIAC DIMMABLE | CONNECT with LIFUD DRIVER LF-AAT012-0400-42 | code: 9844008
DALI DIMMABLE | Push Button CONNECT with MEANWELL DRIVER LCM-25 DA2 | code: 9844005
0-10 DIMMABLE | CONNECT with MEANWELL DRIVER LCM-25 | code: 9844000



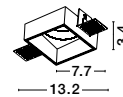
STEP MacAdam <3



MAGGY - 9700302
White Aluminium Trimless
L: 7.8 H: 3.4 cm



MAGGY - 9700303
White Aluminium Trimless
L: 7.7 H: 3.4 cm



9700304
White Round Inner
Frame D: 7.7 cm



9700306
Black Round Inner
Frame D: 7.7 cm


**TRIMLESS
ADJUSTABLE**



9700305
White Square Inner Frame
L: 7.5 x W: 7.5 cm




9700307
Black Square Inner Frame
L: 7.5 x W: 7.5 cm



Rotating

READY!




Rotating



MAGGY - 9700301
Gray LED Cree 3000K
15 Watt 1052Lm
Beam Angle 36°



DRIVER - 9715100
Driver 15 Watt Philips
Input: 220-240V AC
Output: 42V
350mA Not Dimmable



HONEYCOMB - 9713003

**MAKE IT IDEAL
FOR YOU**

LED COB

CHOOSE YOUR TRIMLESS SPOT

CHOOSE FRAME: BLACK OR WHITE?

COB


ORDER DRIVER

READY!



15W - DALI DIMMABLE | Push Button CONNECT with EAGLERISE DRIVER FLS 26-700 DA2 | code: 9844009



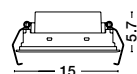


DRIVER INC.

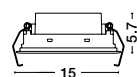
STEP MacAdam <3



SWAN . 9232126



SWAN . 9232127



DRIVER INCLUDED

Driver 10 Watt Philips
Input: 220-240V AC 50/60Hz
Output: 32-40V DC
0.25A Not Dimmable

Photo	Code	Material	Watt	Volt	mA	Lumen	LED Chip	Dimension(cm)	Cut Out (cm)	CRI	UGR	Beam Angle	Kelvin	IP	Adj.	Driver Included	Dim. Class
	9232126	White & Black Aluminium	5x2W	220-240V	500	820Lm	Cree	L: 15 W: 4.5 H: 5.7	14.2x4	>90	<16	38°	3000K	IP32	X	Philips	X III
	9232127	Black Aluminium	5x2W	220-240V	500	820Lm	Cree	L: 15 W: 4.5 H: 5.7	14.2x4	>90	<16	38°	3000K	IP32	X	Philips	X III

*Lifetime: 50.000 hours of usage

SOREL . 9050920



DRIVER . 9020174

Driver 7 Watt
Input: 100-240V AC 50/60Hz
Output: 12-24V DC
350mA Not Dimmable

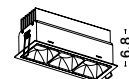
SOREL . 9065023



DRIVER . 9020173

Driver 13 Watt
Input: 100-240V AC 50/60Hz
Output: 25-42V DC
350mA Not Dimmable

SOREL . 9065121



DRIVER . 9020176

Driver 25 Watt
Input: 220-240V AC 50/60Hz
Output: 30-60V DC
350mA Not Dimmable

STEP MacAdam <3

Photo	Code	Material	Watt	Volt	mA	Lumen	LED Chip	Dimension(cm)	Cut Out (cm)	CRI	UGR	Beam Angle	Kelvin	IP	Adj.	Driver Included	Dim. Class
	9050920	White & Black Aluminium	7W	20V	350	490Lm	Citizen	L: 6.2 W: 6.2 H: 6.8	5.8x5.7	>90	<14	45°	3000K	IP20	X	X	X III
	9065023	White & Black Aluminium	14W	20V	300	1000Lm	Citizen	L: 11.5 W: 6.2 H: 6.8	10.8x5.7	>90	<14	45°	3000K	IP20	X	X	X III
	9065121	White & Black Aluminium	21W	20V	350	1545Lm	Citizen	L: 15.7 W: 6.2 H: 6.8	15x5.7	>90	<14	45°	3000K	IP20	X	X	X III

*Lifetime: 50.000 hours of usage

ON/OFF | CONNECT with DRIVER | code: 9020174 (7 W) - 9020173 (13 W) - 9020176 (25 W)
DALI DIMMABLE | Push Button CONNECT with MEANWELL DRIVER LCM-25 DA2 | code: 9844005
DALI DIMMABLE | Push Button CONNECT with MEANWELL DRIVER LCM-40 DA2 | code: 9844004
0-10 DIMMABLE | CONNECT with MEANWELL DRIVER LCM-25 | code: 9844000



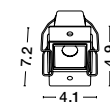
DRIVER
INC.




STEP MacAdam <3



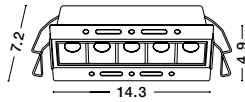
AKIRA • 9070151



AKIRA • 9070152



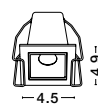
AKIRA • 9070153



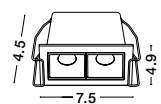
Included Driver
Eaglerise LS-6-700SB
220-240V 50-60Hz
2.5- 9V DC 700mA



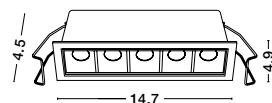
AKIRA • 9070141



AKIRA • 9070142



AKIRA • 9070143



Included Driver
Eaglerise LS-12-600MI
220-240V 50-60Hz
12-20V DC 600mA



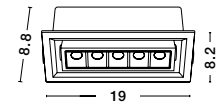
Photo	Code	Material	Watt	Volt	mA	Lumen	LED Chip	Dimension(cm)	Cut Out (cm)	CRI	UGR	Beam Angle	Kelvin	IP	Adj.	Driver Included	Dim. Class
	9070151	Sandy White Aluminium	3W	220-240V	700	160Lm	Osram	L: 7.2 W: 4.1 H: 4.9	4.2x4.1	>80	<19	30°	3000K	IP20	X	✓	X II
	9070152	Sandy White Aluminium	5W	220-240V	700	331Lm	Osram	L: 7.1 W: 7.2 H: 4.9	7.2x4.1	>80	<19	30°	3000K	IP20	X	✓	X II
	9070153	Sandy White Aluminium	11W	220-240V	600	743Lm	Osram	L:14.3 W: 7.2 H: 4.9	14.4x4.1	>80	<19	30°	3000K	IP20	X	✓	X II
	9070141	Sandy White Aluminium	3W	220-240V	700	160Lm	Osram	L: 4.5 W: 4.5 H: 4.9	3.7x3.7	>80	<19	30°	3000K	IP20	X	✓	X II
	9070142	Sandy White Aluminium	5W	220-240V	700	331Lm	Osram	L: 7.5 W: 4.5 H: 4.9	6.8x3.7	>80	<19	30°	3000K	IP20	X	✓	X II
	9070143	Sandy White Aluminium	11W	220-240V	600	743Lm	Osram	L: 14.7 W: 4.5 H: 4.9	14x3.7	>80	<19	30°	3000K	IP20	X	✓	X II

*Lifetime: 50.000 hours of usage

DALI DIMMABLE | Push Button CONNECT with MEANWELL DRIVER LCM-25 DA2 | code: 9844005
 TRIAC DIMMABLE | CONNECT with LIFUD DRIVER LF-AAT030-0750-42 | code: 9844006
 0-10 DIMMABLE | CONNECT with MEANWELL DRIVER LCM-25 | code: 9844000



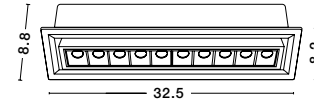
Adjustable 90° **CANTIA - 9070131**



Included Driver
Osram Constant Current
200 mA 8 Watt 24-42 vdc
220-240Volt 50-60 Hz



Adjustable 90° **CANTIA - 9070132**



Included Driver
Osram Constant Current
500 mA 20 Watt 21-40 vdc
220-240Volt 50-60 Hz

STEP MacAdam <3



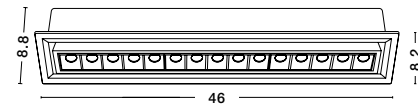
CANTIA - 9070134



Adjustable 90°



CANTIA - 9070133



Adjustable 90°

Included Driver
Osram Constant Current
900 mA 36 Watt 21-40 vdc
220-240Volt 50-60 Hz

Photo	Code	Material	Watt	Volt	mA	Lumen	LED Chip	Dimension(cm)	Cut Out (cm)	CRI	UGR	Beam Angle	Kelvin	IP	Adj.	Driver Included	Dim. Class
	9070131	Sandy Black Aluminium	8W	220-240V	200	710Lm	Philips	L: 19 W: 8.2 H: 8.8	17.8x7.2	>80	<19	30°	3000K	IP20	X	Philips	X II
	9070132	Sandy Black Aluminium	15W	220-240V	500	1350Lm	Philips	L: 32.5 W: 8.2 H: 8.8	30.6x7.2	>80	<19	30°	3000K	IP20	X	Philips	X II
	9070133	Sandy Black Aluminium	22.5W	220-240V	700	2025Lm	Philips	L:46 W: 8.2 H: 8.8	44.3x7.2	>80	<19	30°	3000K	IP20	X	Philips	X II
	9070134	Sandy Black Aluminium	30W	220-240V	900	2700Lm	Philips	L: 59.4 W: 8.2 H: 8.8	57.6x7.2	>80	<19	30°	3000K	IP20	X	Philips	X II

*Lifetime: 50.000 hours of usage

9070131 - DALI DIMMABLE | Push Button CONNECT with EAGLERISE DRIVER FLS 12-350DA2 | code: 9844010
10W - TRIAC DIMMABLE | CONNECT with LIFUD DRIVER LF-AAT012-0400-42 | code: 9844008
9070132 -DALI DIMMABLE | Push Button CONNECT with MEANWELL DRIVER LCM-25 DA2 | code: 9844005
20W - TRIAC DIMMABLE | CONNECT with LIFUD DRIVER LF-AAT030-0750-42 | code: 9844006
9070133 - DALI DIMMABLE | Push Button CONNECT with MEANWELL DRIVER LCM-40 DA2 | code: 9844004
20W - TRIAC DIMMABLE | CONNECT with LIFUD DRIVER LF-AAT030-0750-42 | code: 9844006
9070134- DALI DIMMABLE | Push Button CONNECT with MEANWELL DRIVER LCM-40 DA2 | code: 9844004
0-10 DIMMABLE | CONNECT with MEANWELL DRIVER LCM-40 | code: 9844000



DRIVER INC.



NARUTO - 9530110 - 15W

Included Driver 15 Watt Osram
 Input: 220-240V AC 50/60Hz
 Output: 24-42 VDC 350mA
 0.077A Not Dimmable



NARUTO - 9530120 - 15W

CRI 90

Adjustable Angle

Adjustable Height



NARUTO - 9530130 - 20W

Included Driver Element
 20/220-240/500 G3 Osram 20 Watt
 Input: 220-240V AC 50/60Hz
 Output: 21-40 VDC 500mA
 0.1A Not Dimmable




NARUTO - 9530140 - 20W



Photo	Code	Material	Watt	Volt	mA	Lumen	LED Chip	Dimension (cm)	Cut Out (cm)	CRI	UGR	Beam Angle	Kelvin	IP	Adj.	Driver Included	Dim. Class
	9530110	Sandy White Aluminium	15W	230V	350	1295Lm	Philips	D: 7.4 H: 18.4	9	>90	<19	38°	3000K	IP20	✓	Philips	X I
	9530120	Sandy Black Aluminium	15W	230V	350	1295Lm	Philips	D: 7.4 H: 18.4	9	>90	<19	38°	3000K	IP20	✓	Philips	X I
	9530130	Sandy White Aluminium	20W	230V	500	1848Lm	Philips	D: 9.2 H: 22	11.5	>90	<19	38°	3000K	IP20	✓	Philips	X I
	9530140	Sandy Black Aluminium	20W	230V	500	1848Lm	Cree	D: 9.2 H: 22	11.5	>90	<19	38°	3000K	IP20	✓	Philips	X I

*Lifetime: 50.000 hours of usage

15W - DALI DIMMABLE | Push Button CONNECT with EAGLERISE DRIVER FLS 26-700DA2 | code: 9844009
 25W - DALI DIMMABLE | Push Button CONNECT with EAGLERISE DRIVER FLS 26-700DA2 | code: 9844003
 25W - TRIAC DIMMABLE | CONNECT with LIFUD DRIVER LF-AAT030-0750-42 | code: 9844002



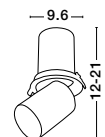
Adjustable Angle

Adjustable Height

CRI 90



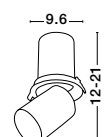
JUNO - 7770443 · 15W



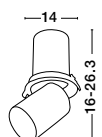
Included Certa Driver
15 Watt Philips 0.35A 42 /230V
Input: 220-240V AC 50/60Hz
Output: 30-42 VDC
Not Dimmable



JUNO - 7770442 · 15W



JUNO - 7770444 · 30W



Included Certa Driver
34 Watt Philips 0.8A 42V/230V
Input: 220-240V AC 50/60Hz
Output: 30-42 VDC
Not Dimmable



JUNO - 7770445 · 30W

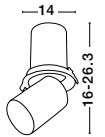


Photo	Code	Material	Watt	Volt	mA	Lumen	LED Chip	Dimension (cm)	Cut Out (cm)	CRI	UGR	Beam Angle	Kelvin	IP	Adj.	Driver Included	Dim. Class
	7770443	Black Aluminium	15W	220-240V	350	1189Lm	Luminus	D:9.6 H: 12/21	8.7	>90	<19	60°	3000K	IP20	✓	Philips	X I
	7770442	White Aluminium	15W	220-240V	350	1189Lm	Luminus	D:9.6 H: 12/21	8.7	>90	<19	60°	3000K	IP20	✓	Philips	X I
	7770445	Black Aluminium	30W	220-240V	800	2490Lm	Luminus	D: 14 H: 16/26.3	12.5	>90	<19	60°	3000K	IP20	✓	Philips	X I
	7770444	White Aluminium	30W	220-240V	800	2490Lm	Luminus	D: 14 H: 16/26.3	12.5	>90	<19	60°	3000K	IP20	✓	Philips	X I

*Lifetime: 50.000 hours of usage

15 W DALI DIMMABLE | Push Button CONNECT with MEANWELL DRIVER LCM-25 DA2 | code: 9844005
30W - DALI DIMMABLE | Push Button CONNECT with EAGLERISE DRIVER FLS 44-1050 DA2 | code: 9844001
0-10 DIMMABLE | CONNECT with MEANWELL DRIVER LCM-25 | code: 9844000



Adjustable Angle

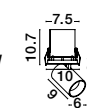
Adjustable Height



CRI 90



PIN - 9232131 · 12W



Included Driver 12 Watt
0.3A, 40V, LPF 1 230V
Input: 220-240V AC 50/60Hz
Output: 30-42 VDC
300mA Not Dimmable



PIN - 9232130 · 12W

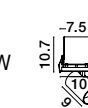



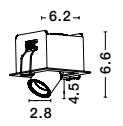
Photo	Code	Material	Watt	Volt	mA	Lumen	LED Chip	Dimension (cm)	Cut Out (cm)	CRI	UGR	Beam Angle	Kelvin	IP	Adj.	Driver Included	Dim. Class
	9232131	Black Aluminium	12W	220-240V	300	720Lm	Cree	D:6 W:10 H: 21	9.2	>90	<19	24°	3000K	IP32	✓	✓	X I
	9232130	White & Black Aluminium	12W	220-240V	300	720Lm	Cree	D:6 W:10 H: 21	9.2	>90	<19	24°	3000K	IP32	✓	✓	X I


*Lifetime: 50.000 hours of usage

DALI DIMMABLE | Push Button CONNECT with EAGLERISE DRIVER FLS 12-350DA2 | code: 9844010
10W - TRIAC DIMMABLE | CONNECT with LIFUD DRIVER LF-AAT012-0400-42 | code: 9844008

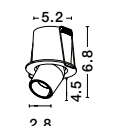



DESERT - 9075916



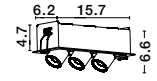


DESERT - 9072815





DESERT - 9076117



DRIVER INC.

Adjustable Angle




Adjustable Height

Adjustable Angle

Adjustable Height

DRIVER - 9020170
 Driver 4W ACTEC MINI
 Input: 100-240V AC 50/60Hz
 Output: 3-12 VDC
 350mA Not Dimmable

CRI 90

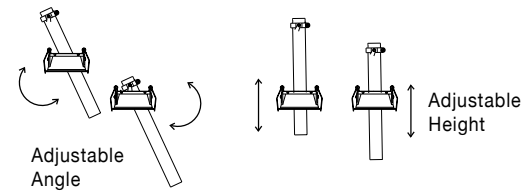
Photo	Code	Material	Watt	Volt	mA	Lumen	LED Chip	Dimension(cm)	Cut Out (cm)	CRI	UGR	Beam Angle	Kelvin	IP	Adj.	Driver Included	Dim. Class
	9075916	White Aluminium	3W	9V	350	270Lm	Citizen	L: 6.2 W: 6.2 H: 6.6	5.8x5.7	>90	<16	35°	3000K	IP20	✓	X	X III
	9072815	White Aluminium	3W	9V	350	270Lm	Citizen	D:5.2 H: 6.8	4.4	>90	<16	35°	3000K	IP20	✓	X	X III
	9076117	White Aluminium	9W	27V	350	740Lm	Citizen	L: 15.7 W:6.2 H: 6.6	15x5.7	>90	<16	35°	3000K	IP20	✓	Actec	X III

*Lifetime: 50.000 hours of usage

ON/OFF 9070916-9072815 | DON'T FORGET TO CONNECT with DRIVER | code: 9020170
DALI DIMMABLE | Push Button CONNECT with EAGLERISE DRIVER FLS 12-350DA2 | code: 9844010
10W - TRIAC DIMMABLE | CONNECT with LIFUD DRIVER LF-AAT012-0400-42 | code: 9844008



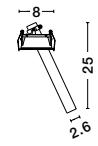
RECESSED



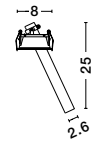
CRI 90




ZETAN - 9232122



ZETAN - 9232121



TRIMLESS

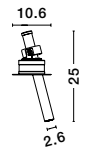


TRIMLESS

Included Driver 6 Watt Eaglerise
220-240V AC 50/60Hz 0.08A
7-12V DC 500mA



OVO - 9223111



OVO - 9223112

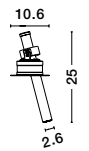



Photo	Code	Material	Watt	Volt	mA	Lumen	LED Chip	Dimension (cm)	Cut Out (cm)	CRI	UGR	Beam Angle	Kelvin	IP	Adj.	Driver Included	Dim. Class
	9232122	Black Aluminium	6W	220-240V	500	740Lm	Cree	D:2.6 H: 25	7.5	>90	<15	30°	3000K	IP20	✓	Eaglerise	X III
	9232121	White Aluminium	6W	220-240V	500	740Lm	Cree	D:2.6 H: 25	7.5	>90	<15	30°	3000K	IP20	✓	Eaglerise	X III
	9223111	Black Aluminium	6W	220-240V	500	740Lm	Cree	D: 2.6 H: 25	7.5	>90	<15	30°	3000K	IP20	✓	Eaglerise	X III
	9223112	White Aluminium	6W	220-240V	500	740Lm	Cree	D: 2.6 H: 25	7.5	>90	<15	30°	3000K	IP20	✓	Eaglerise	X III

*Lifetime: 50.000 hours of usage

20W - TRIAC DIMMABLE | CONNECT with LIFUD DRIVER LF-AAT030-0750-42 | code: 9844006



STEP LIGHTS



IP54



PASSAGGIO - 8090801



PASSAGGIO - 9045418



PASSAGGIO - 9045514



PASSAGGIO - 8058001



PASSAGGIO - 9031616




DRIVER - 9020170

Driver 4W ACTEC MINI IP65
Input: 100-240V AC 50/60Hz
Output: 3-12 VDC
350mA Not Dimmable

Photo	Code	Material	Watt	Volt	mA	Lumen	LED Chip	Dimension (cm)	Cut Out (cm)	CRI	UGR	Beam Angle	Kelvin	IP	Adj.	Driver Included	Dim. Class
	8090801	Black Aluminium	1W	3V	350	70Lm	Philips	L: 3.7 W: 2.2 H: 3.7	3.2	>85	<26	60°	3000K	IP54	X	X	X III
	9045418	White Aluminium	1W	3V	350	70Lm	Philips	L: 3.7 W: 2.2 H: 3.7	3.2	>85	<26	60°	3000K	IP54	X	X	X III
	9045514	Black Aluminium	1W	3V	350	70Lm	Philips	L: 3.7 W: 2.2 H: 3.7	3.2	>85	<9	60°	3000K	IP54	X	X	X III
	8058001	White Aluminium	1W	3V	350	70Lm	Philips	L: 3.9 W: 2.1 H: 3.9	3.2	>85	<9	60°	3000K	IP54	X	X	X III
	9031616	White Aluminium	1W	3V	350	70Lm	Philips	L: 3.9 W: 2.1 H: 3.9	3.2	>85	<9	60°	3000K	IP54	X	X	X III

*Lifetime: 50.000 hours of usage

CABLE LENGTH 1.80m
ON/OFF | CONNECT with DRIVER | code: 9020170





DRIVER
INC.

IP67

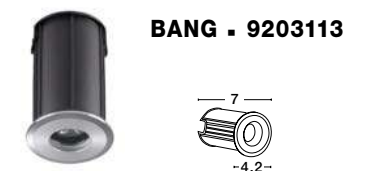
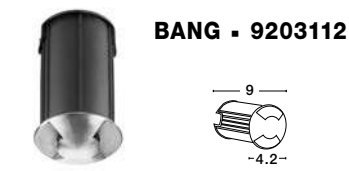
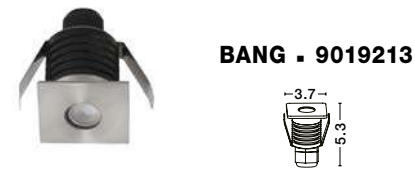


Photo	Code	Material	Watt	Volt	mA	Lumen	LED Chip	Dimension (cm)	Cut Out (cm)	CRI	UGR	Beam Angle	Kelvin	IP	Adj.	Driver Included	Dim. Class
	9203111	Satin Nickel Aluminum	1W	100-240V	240	60Lm	Bridgelux	D: 4.2 H: 9	3.7	>80	<18	42°	3000K	IP67	X	✓	X I
	9203112	Satin Nickel Aluminum	1W	100-240V	240	60Lm	Bridgelux	D: 4.2 H: 9	3.7	>80	<18	51°	3000K	IP67	X	✓	X I
	9203113	Satin Nickel Aluminum	1W	100-240V	240	60Lm	Bridgelux	D: 4.2 H: 9	3.7	>80	<18	42°	3000K	IP67	X	✓	X I

*Lifetime: 50.000 hours of usage



NATAL - 6800202



NATAL - 6800201



Photo	Code	Material	Watt	Volt	mA	Lumen	LED Chip	Dimension (cm)	Cut Out (cm)	CRI	UGR	Beam Angle	Kelvin	IP	Adj.	Driver Included	Dim. Class
	6800202	White Aluminum	2.5W	200-240V	700	68Lm	Cree	D: 4.4 H: 4.3	4	>80	<19	X	3000K	IP20	X	Waiberion	X II
	6800201	Silver Aluminum	2.5W	200-240V	700	68Lm	Cree	D: 4.4 H: 4.3	4	>80	<19	X	3000K	IP20	X	Waiberion	X II

Included Driver 3 Watt Waiberion | Output: 3-6 VDC
Input: 220-240V AC 50/60Hz | 700mA Not Dimmable

*Lifetime: 50.000 hours of usage

DRIVER - 9020170
Driver 4W ACTEC MINI IP65
Input: 100-240V AC 50/60Hz
Output: 3-12 VDC
350mA Not Dimmable

IP67

Photo	Code	Material	Watt	Volt	mA	Lumen	LED Chip	Dimension (cm)	Cut Out (cm)	CRI	UGR	Beam Angle	Kelvin	IP	Adj.	Driver Included	Dim. Class
	9019212	Satin Nickel Aluminum	1W	3V	350	60Lm	Philips	D: 3.7 H: 5.3	3.2	>80	<11	40°	3000K	IP67	X	X	X III
	9019213	Satin Nickel Aluminum	1W	3V	350	60Lm	Philips	D: 3.7 H: 5.3	3.2	>80	<11	36°	3000K	IP67	X	X	X III
	8038801	Satin White Aluminum	1W	3V	350	60Lm	Philips	D: 3.7 H: 5.3	3.2	>80	X	36°	3000K	IP67	X	X	X III
	8039001	Satin White Aluminum	1W	3V	350	60Lm	Philips	D: 3.7 H: 5.3	3.2	>85	X	36°	3000K	IP67	X	X	X III
	8038401	Satin White Aluminum	1W	3V	350	60Lm	Philips	D: 3.7 H: 5.3	3.2	>85	<21	40°	3000K	IP67	X	X	X III

*Lifetime: 50.000 hours of usage

CABLE LENGTH 1.80m
ON/OFF | CONNECT with DRIVER | code: 9020170

DOWNLIGHT RECESSED
SPOTS GU10




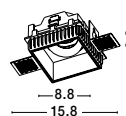


TRIMLESS




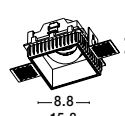
BRAD - 9000351

Sandy White Aluminium Trimless
LED GU10 1x10 Watt
220-240 Volt Rotating
IP20 Bulb Excluded
L: 8.8 H: 6.2 cm
Cut Out: 8.5x8.5 cm




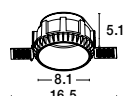
BRAD - 9000352

Sandy Black Aluminium Trimless
LED GU10 1x10 Watt
220-240 Volt Rotating
IP20 Bulb Excluded
L: 8.8 H: 6.2 cm
Cut Out: 8.5x8.5 cm



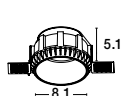
BRAD - 9017391

Sandy White Aluminium Trimless
LED GU10 1x10 Watt
220-240 Volt Rotating
IP20 Bulb Excluded
D: 8.1 H: 5.1 cm
Cut Out: 10 cm




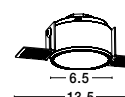
BRAD - 9017392

Sandy Black Aluminium Trimless
LED GU10 1x10 Watt
220-240 Volt Rotating
IP20 Bulb Excluded
D: 8.1 H: 5.1 cm
Cut Out: 10 cm



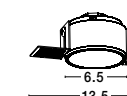
BRAD - 9017402

Sandy White Aluminium Trimless
LED GU10 1x10 Watt
220-240 Volt
IP20 Bulb Excluded
D: 6.5 H: 4.6 cm
Cut Out: 7.2 cm



BRAD - 9017403

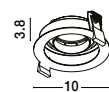
Sandy Black Aluminium Trimless
LED GU10 1x10 Watt
220-240 Volt
IP20 Bulb Excluded
D: 6.5 H: 4.6 cm
Cut Out: 7.2 cm



TRIMLESS



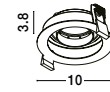
Rotating



CEDI - 9430124
Sandy Black & White Aluminium
LED GU10 1x10 Watt IP20
220-240 Volt Bulb Excluded
D: 10 H: 3.8 cm
Cut Out: 9.5 cm



Rotating



CEDI - 9430125
Sandy Black Aluminium
LED GU10 1x10 Watt IP20
220-240 Volt Bulb Excluded
D: 10 H: 3.8 cm
Cut Out: 9.5 cm



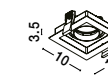
Rotating



CEDI - 9430241
Sandy Black & White Aluminium
LED GU10 1x10 Watt IP20
220-240 Volt Bulb Excluded
L: 10 W: 10 H: 3.8 cm
Cut Out: 9.5 x 9.5 cm



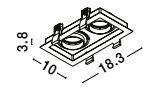
Rotating



CEDI - 9430242
Sandy Black Aluminium
LED GU10 1x10 Watt IP20
220-240 Volt Bulb Excluded
L: 10 W: 10 H: 3.8 cm
Cut Out: 9.5 x 9.5 cm



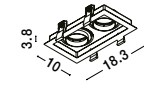
Rotating



CEDI - 9430551
Sandy Black & White Aluminium
LED GU10 2x10 Watt IP20
220-240 Volt Bulb Excluded
L: 18.3 W: 10 H: 3.8 cm
Cut Out: 9.5 x 18 cm



Rotating



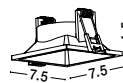
CEDI - 9430552
Sandy Black Aluminium
LED GU10 2x10 Watt IP20
220-240 Volt Bulb Excluded
L: 18.3 W: 10 H: 3.8 cm
Cut Out: 9.5 x 18 cm





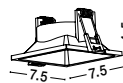
STAF - 9012191

Sandy White Aluminium
LED GU10 1x10 Watt IP20
220-240 Volt Bulb Excluded
L: 7.5 W: 7.5 H: 4.5 cm
Cut Out: 7x7 cm



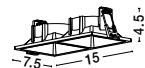
STAF - 9012192

Sandy Black Aluminium
LED GU10 1x10 Watt IP20
220-240 Volt Bulb Excluded
L: 7.5 W: 7.5 H: 4.5 cm
Cut Out: 7x7 cm



STAF - 9012201

Sandy White Aluminium
LED GU10 2x10 Watt IP20
220-240 Volt Bulb Excluded
L: 15 W: 7.5 H: 4.5 cm
Cut Out: 14.2x7 cm



STAF - 9012202

Sandy Black Aluminium
LED GU10 2x10 Watt IP20
220-240 Volt Bulb Excluded
L: 15 W: 7.5 H: 4.5 cm
Cut Out: 14.2x7 cm





IP44



TEX - 9012121
Sandy White Aluminium
LED GU10 1x10 Watt IP44
220-240 Volt Bulb Excluded
D: 9.3 H: 3.8 cm
Cut Out: 6 cm



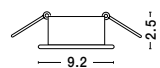
TEX - 9012122
Sandy Black Aluminium
LED GU10 1x10 Watt IP44
220-240 Volt Bulb Excluded
D: 9.3 H: 3.8 cm
Cut Out: 6 cm





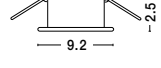
ENZO . 834802

Sandy Black Aluminium
Consists of 3 Parts
LED GU10 1x10 Watt IP20
220-240 Volt Bulb Excluded
D: 9.2 H: 2.5 cm
Cut Out: 7.8 cm



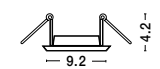
ENZO . 834801

Sandy White Aluminium
Consists of 3 Parts
LED GU10 1x10 Watt IP20
220-240 Volt Bulb Excluded
D: 9.2 H: 2.5 cm
Cut Out: 7.8 cm



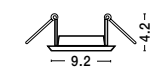
TAKE . 9350443

Sandy Black Aluminium
Consists of 2 Parts
LED GU10 1x10 Watt IP20
220-240 Volt Bulb Excluded
D: 9.2 H: 4.2 cm
Cut Out: 7.6 cm



TAKE . 9350444

Sandy Black Aluminium
Consists of 2 Parts
LED GU10 1x10 Watt IP20
220-240 Volt Bulb Excluded
D: 9.2 H: 4.2 cm
Cut Out: 7.6 cm



MAKE IT IDEAL FOR YOU

LAMP OR COB?

GU10

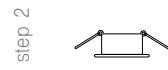


COB



+

CHOOSE THE FRAME: BLACK OR WHITE?



READY

EASY REPLACEMENT OF LIGHT SOURCE!



detail of 9350443



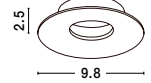
detail of 9350444





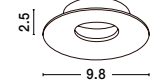
REDO . 9418501

Sandy White Aluminium
LED GU10 1x10 Watt IP20
220-240 Volt Bulb Excluded
D: 9.8 H: 2.5 cm
Cut Out: 6.5 cm



REDO . 9418502

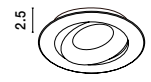
Sandy Black Aluminium
LED GU10 1x10 Watt IP20
220-240 Volt Bulb Excluded
D: 9.8 H: 2.5 cm
Cut Out: 6.5 cm



Rotating

REDO . 9350442

Sandy White Aluminium
LED GU10 1x10 Watt IP20
220-240 Volt Bulb Excluded
D: 9.2 H: 2.5 cm
Cut Out: 7.6 cm



Rotating

REDO . 9350441

Sandy Black Aluminium
LED GU10 1x10 Watt IP20
220-240 Volt Bulb Excluded
D: 9.2 H: 2.5 cm
Cut Out: 7.6 cm



Rotating

CADMO . 9701001

Sandy White Aluminium
LED GU10 1x10 Watt IP20
220-240 Volt Bulb Excluded
D: 9 H: 4.5 cm
Cut Out: 8.2 cm



Rotating

CADMO . 9701002

Sandy Black Aluminium
LED GU10 1x10 Watt IP20
220-240 Volt Bulb Excluded
D: 9 H: 4.5 cm
Cut Out: 8.2 cm



CADMO . 9707701

LED 12 Watt 3000K
Philips COB 250mA
1074 Lm 3000K
CRI 90 Beam Angle 36°
D: 5.2 H: 5.4 cm



DRIVER . 9712102

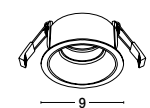
Driver 12 Watt Philips
Input: 220-240V AC 50/60Hz
Output: 32-40 VDC
0.3A Not Dimmable



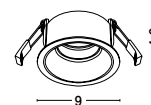
HONEYCOMB . 9712101

Black Plastic
Honeycomb
D: 5 cm

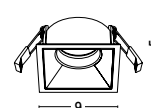




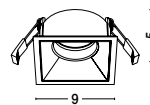
REINA - 9110112
White Aluminium
LED GU10 1x10 Watt IP20
230 Volt Bulb Excluded
D: 9 H: 4.9 cm
Cut Out: 7.5 cm



REINA - 9110113
Black Aluminium
LED GU10 1x10 Watt IP20
230 Volt Bulb Excluded
D: 9 H: 4.9 cm
Cut Out: 7.5 cm



REINA - 9110114
White Aluminium
LED GU10 1x10 Watt IP20
230 Volt Bulb Excluded
D: 9 W: 9 H: 5 cm
Cut Out: 8.2 cm



REINA - 9110115
Black Aluminium
LED GU10 1x10 Watt IP20
230 Volt Bulb Excluded
D: 9 W: 9 H: 5 cm
Cut Out: 8.2 cm





ENZO - 7201401

Sandy White Aluminium
LED GU10 1x10 Watt IP20
220-240 Volt Bulb Excluded
D: 10.5 H: 3.3 cm
Cut Out: 10 cm



ENZO - 7201402

Sandy Black Aluminium
LED GU10 1x10 Watt IP20
220-240 Volt Bulb Excluded
D: 10.5 H: 3.3 cm
Cut Out: 10 cm



Rotating

ENZO - 7201201

Sandy White Aluminium
LED GU10 1x10 Watt IP20
220-240 Volt Bulb Excluded
D: 11 H: 4.1 cm
Cut Out: 10.5 cm



Rotating

ENZO - 7201202

Sandy Black Aluminium
LED GU10 1x10 Watt IP20
220-240 Volt Bulb Excluded
D: 11 H: 4.1 cm
Cut Out: 10.5 cm



HAP - 9030410

Sandy White Aluminium
LED GU10 1x10 Watt IP20
D: 7 H: 2.5 cm
Cut Out: 6 cm



HAP - 9030411

Sandy Black Aluminium
LED GU10 1x10 Watt IP20
D: 7 H: 2.5 cm
Cut Out: 6 cm



HAP - 9174151

Sandy White Aluminium
LED GU10 1x10 Watt IP20
220-240 Volt Bulb Excluded
D: 6.8 H: 5 cm
Cut Out: 6.2 cm



HAP - 9174152

Sandy Black Aluminium
LED GU10 1x10 Watt IP20
220-240 Volt Bulb Excluded
D: 6.8 H: 5 cm
Cut Out: 6.2 cm





OTTAVIA - 62019
 Sandy Black Aluminium
 LED GU10 1x10 Watt
 220-240 Volt Bulb Excluded
 D: 8.2 H: 2.2 cm
 Cut Out: 7.5 cm

RAENA - 62201
 Sandy Black Aluminium
 LED GU10 1x10 Watt
 220-240 Volt Bulb Excluded
 D: 8.2 H: 2.2 cm
 Cut Out: 6.8 cm

ZELMIRA - 62221
 Sandy Black Aluminium
 LED GU10 1x10 Watt
 220-240 Volt Bulb Excluded
 D: 8.2 H: 2.2 cm
 Cut Out: 7.5 cm

ZELMIRA - 94500
 Sandy Black Aluminium Outside
 Gold Aluminium Inside
 LED GU10 1x10 Watt
 220-240 Volt Bulb Excluded
 D: 8.2 H: 3.6 cm
 Cut Out: 7.5 cm

OTTAVIA - 62018
 Sandy White Aluminium
 LED GU10 1x10 Watt
 220-240 Volt Bulb Excluded
 D: 8.2 H: 2.2 cm
 Cut Out: 7.5 cm

RAENA - 62200
 Sandy White Aluminium
 LED GU10 1x10 Watt
 220-240 Volt Bulb Excluded
 D: 8.2 H: 2.2 cm
 Cut Out: 7.5 cm

ZELMIRA - 62202
 Sandy White Aluminium
 LED GU10 1x10 Watt IP44
 220-240 Volt Bulb Excluded
 D: 8.2 H: 2.2 cm
 Cut Out: 7.5 cm

MEA - 62000
 MR 16 LED 9 Watt 3000K
 Cree COB 250mA
 800Lm 3000K
 CRI 90 Beam Angle 38°
 D: 5 H: 6 cm

DRIVER - 9011763
 Driver 10 Watt Philips
 Input: 220-240V AC 50/60Hz
 Output: 32-40 VDC
 0.25A Not Dimmable

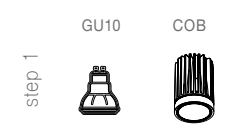
DRIVER - 6001
 Driver 10 Watt Philips
 Input: 220-240V AC 50/60Hz
 Output: 32-40 VDC
 0.25A Not Dimmable

DRIVER - 64001
 Driver 20 Watt Philips
 Input: 220-240V AC 50/60Hz
 Output: 32-40 VDC
 0.5A Not Dimmable




MAKE IT IDEAL FOR YOU

LAMP OR COB?



CHOOSE THE FRAME: BLACK OR WHITE?



READY



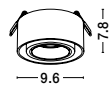
Rotating



BROOK - 9030422
 Sandy White Aluminium
 LED GU10 1x10 Watt IP20
 220-240 Volt Bulb Excluded
 D: 9.6 H: 7.8 cm
 Cut Out: 7.9 cm



Rotating



BROOK - 9030423
 Sandy Black Aluminium
 LED GU10 1x10 Watt IP20
 220-240 Volt Bulb Excluded
 D: 9.6 H: 7.8 cm
 Cut Out: 7.9 cm



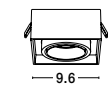
Rotating



BROOK - 9030424
 Sandy White Aluminium
 LED GU10 1x10 Watt IP20
 220-240 Volt Bulb Excluded
 L: 9.6 W: 9.6 H: 7.8 cm
 Cut Out: 7.9x7.9 cm



Rotating

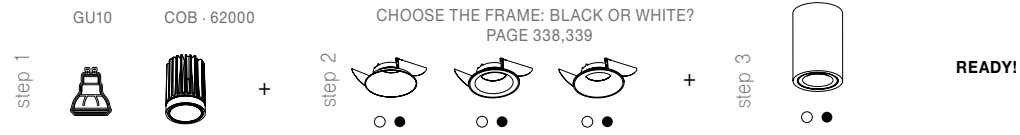


BROOK - 9030425
 Sandy Black Aluminium
 LED GU10 1x10 Watt IP20
 220-240 Volt Bulb Excluded
 L: 9.6 W: 9.6 H: 7.8 cm
 Cut Out: 7.9x7.9 cm



MAKE IT IDEAL
FOR YOU

LAMP OR COB?



OR

LED COB



CID - 6209
Sandy White Aluminium
D: 10 H: 15 cm



CID - 6208
Sandy Black Aluminium
D: 10 H: 15 cm

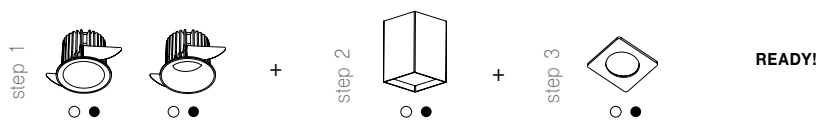
MAKE IT IDEAL
FOR YOU

LAMP OR COB?



OR

LED COB 62007 OR 62006



CID - 62014
Sandy White Aluminium
L: 10.5 H: 15 cm



CID - 62015
Sandy Black Aluminium
L: 10.5 H: 15 cm



CID - 6202
Sandy White Aluminium
Frame
W: 10 L: 10 cm



CID - 6203
Sandy Black Aluminium
Frame
W: 10 L: 10 cm





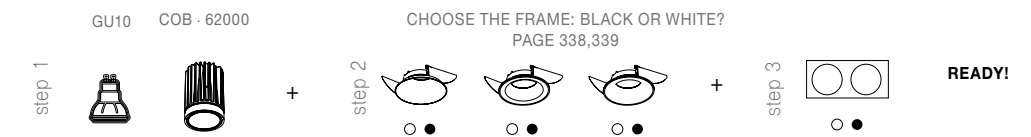
CID - 6206
Sandy White Aluminium
Frame for Recess
L: 19.5 W: 10 cm
Cut Out: 9.3 x 18.3 cm



CID - 6207
Sandy Black Aluminium
Frame for Recess
L: 19.5 W: 10 cm
Cut Out: 9.3 x 18.3 cm

MAKE IT IDEAL FOR YOU

LAMP OR COB?



OR

LED COB



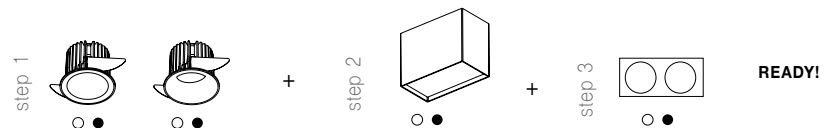
MAKE IT IDEAL FOR YOU

LAMP OR COB?



OR

LED COB



CID - 62017
Sandy Black Aluminium
L: 20 W: 10.5 H: 15 cm




CID - 62016
Sandy White Aluminium
L: 20 W: 10.5 H: 15 cm



CID - 6205
Sandy Black Aluminium
Frame
L: 19.5 W: 10 cm



CID - 6204
Sandy White Aluminium
Frame
L: 19.5 W: 10 cm



MOUNTED SOLUTIONS





NED - 9419470

Sandy White Aluminium
LED GU10 1x10 Watt IP20
220-240 Volt Bulb Excluded
D: 7 H: 10 cm



NED - 9419471

Sandy Black Aluminium
LED GU10 1x10 Watt IP20
220-240 Volt Bulb Excluded
D: 7 H: 10 cm



ESCA - 9030416

Sandy White Aluminium
LED GU10 1x10 Watt IP20
220-240 Volt Bulb Excluded
D: 6 H: 11.5 cm



ESCA - 9030417

Sandy Black Aluminium
LED GU10 1x10 Watt IP20
220-240 Volt Bulb Excluded
D: 6 H: 11.5 cm



NIDO - 9012171

Sandy White Aluminium
LED GU10 1x10 Watt IP20
220-240 Volt Bulb Excluded
D: 9.6 H: 14 cm



NIDO - 9012172

Sandy Black Aluminium
LED GU10 1x10 Watt IP20
220-240 Volt Bulb Excluded
D: 9.6 H: 14 cm



NIDO - 9012173

Gold Aluminium
LED GU10 1x10 Watt IP20
220-240 Volt Bulb Excluded
D: 9.6 H: 14 cm



RING

9012174 **9012175**
Matt Gold Matt Silver



RING

9012174 **9012175**
Matt Gold Matt Silver






Rotating

ULTY - 9030426
 Sandy White Aluminium
 LED GU10 1x10 Watt IP20
 220-240 Volt Bulb Excluded
 D: 9.6 H: 12.5 cm

Rotating

ULTY - 9030427
 Sandy Black Aluminium
 LED GU10 1x10 Watt IP20
 220-240 Volt Bulb Excluded
 D: 9.6 H: 12.5 cm



Rotating

GOZZANO - 9174511
 Sandy White Aluminium
 LED GU10 1x10 Watt IP20
 220-240 Volt Bulb Excluded
 D: 8 H: 9 cm

Rotating

GOZZANO - 9174512
 Sandy Black Aluminium
 LED GU10 1x10 Watt IP20
 220-240 Volt Bulb Excluded
 D: 8 H: 9 cm

Rotating

ULTY - 9030418
 Sandy White Aluminium
 LED GU10 1x10 Watt IP20
 220-240 Volt Bulb Excluded
 D: 8.5 H: 11.5 cm

Rotating

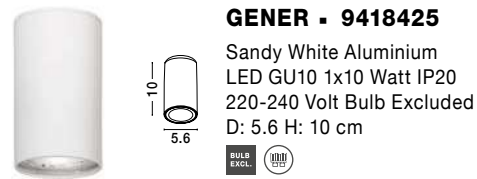
ULTY - 9030419
 Sandy Black Aluminium
 LED GU10 1x10 Watt IP20
 220-240 Volt Bulb Excluded
 D: 8.5 H: 11.5 cm

Rotating

GOZZANO - 820001
 Sandy White Aluminium
 LED GU10 1x10 Watt IP20
 220-240 Volt Bulb Excluded
 D: 9.6 H: 12.5 cm

Rotating

GOZZANO - 820002
 Sandy Black Aluminium
 LED GU10 1x10 Watt IP20
 220-240 Volt Bulb Excluded
 D: 9.6 H: 12.5 cm



GENER - 9418425

Sandy White Aluminium
LED GU10 1x10 Watt IP20
220-240 Volt Bulb Excluded
D: 5.6 H: 10 cm



GENER - 9418426

Sandy Black Aluminium
LED GU10 1x10 Watt IP20
220-240 Volt Bulb Excluded
D: 5.6 H: 10 cm



LOYD - 9030412

Sandy White Aluminium
LED GU10 1x10 Watt IP20
220-240 Volt Bulb Excluded
D: 6 H: 8 cm



LOYD - 9030413

Sandy Black Aluminium
LED GU10 1x10 Watt IP20
220-240 Volt Bulb Excluded
D: 6 H: 8 cm



LOYD - 9030414

Sandy White Aluminium
LED GU10 1x10 Watt IP20
220-240 Volt Bulb Excluded
D: 6 H: 10 cm



LOYD - 9030415

Sandy Black Aluminium
LED GU10 1x10 Watt IP20
220-240 Volt Bulb Excluded
D: 6 H: 10 cm






GARF - 9388901
 Sandy Black Aluminium
 & Acrylic
 LED 7 Watt 100-240 Volt
 570Lm 4000K IP20
 D: 7 H: 7.5 cm
 LED WARM WHITE DRIVER INCL.



GARF - 9388902
 Sandy White Aluminium
 & Acrylic
 LED 7 Watt 100-240 Volt
 570Lm 4000K IP20
 D: 7 H: 7.5 cm
 LED WARM WHITE DRIVER INCL.

LED



MARUPE - 834863
 Sandy White Aluminium
 LED GU10 1x10 Watt IP20
 220-240 Volt Bulb Excluded
 D: 6 H: 10 cm



RING
834868
 White & Silver



MARUPE - 834865
 Sandy Black Aluminium
 LED GU10 1x10 Watt IP20
 220-240 Volt Bulb Excluded
 D: 6 H: 10 cm



RING
834867
 Black & Gold



MARUPE - 834864
 Sandy White Aluminium
 LED GU10 1x10 Watt IP20
 220-240 Volt Bulb Excluded
 D: 6 H: 20 cm



RING
834868
 White & Silver



MARUPE - 834866
 Sandy Black Aluminium
 LED GU10 1x10 Watt IP20
 220-240 Volt Bulb Excluded
 D: 6 H: 20 cm



RING
834867
 Black & Gold



Rotating



GOZZANO - 9420481
 Sandy White Aluminium
 LED GU10 1x10 Watt IP20
 220-240 Volt Bulb Excluded
 D: 8 H: 9 cm



Rotating



GOZZANO - 9420482
 Sandy Black Aluminium
 LED GU10 1x10 Watt IP20
 220-240 Volt Bulb Excluded
 D: 8 H: 9 cm






AR111



Rotating & Adjustable



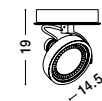
Rotating & Adjustable



Rotating & Adjustable



THOMAS - 9113221
 Black Aluminium
 LED AR111 35 Watt IP20
 230 Volt Bulb Excluded
 D: 14.5 W: 6 H: 19 cm



THOMAS - 9113222
 White Aluminium
 LED AR111 35 Watt IP20
 230 Volt Bulb Excluded
 D: 14.5 W: 6 H: 19 cm

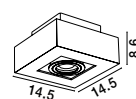


THOMAS - 9030431
 Sandy Black Aluminium
 LED AR111 35 Watt IP20
 220-240V Bulb Excluded
 D: 13.6 W: 9 H: 17 cm





Rotating



ROBIN - 9030432
Sandy Black Aluminium
LED GU10 1x10 Watt IP20
100-260 Volt Bulb Excluded
L: 14.5 W: 14.5 H: 8.6 cm



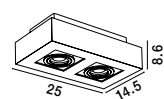
Rotating



ROBIN - 9030433
Sandy White Aluminium
LED GU10 1x10 Watt IP20
100-260 Volt Bulb Excluded
L: 14.5 W: 14.5 H: 8.6 cm



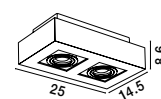
Rotating



ROBIN - 9030434
Sandy Black Aluminium
LED GU10 2x10 Watt IP20
100-260 Volt Bulb Excluded
L: 25 W: 14.5 H: 8.6 cm




Rotating




ROBIN - 9030435
Sandy White Aluminium
LED GU10 2x10 Watt IP20
100-260 Volt Bulb Excluded
L: 25 W: 14.5 H: 8.6 cm





Rotating
NAMI . 9111506
 White Aluminium
 LED GU10 1x10 Watt IP20
 230 Volt Bulb Excluded
 L: 11 W: 11 H: 10 cm



Rotating
NAMI . 9111504
 Black & Gold Aluminium
 LED GU10 1x10 Watt IP20
 230 Volt Bulb Excluded
 L: 11 W: 11 H: 10 cm



Rotating
NAMI . 9111505
 Black Aluminium
 LED GU10 1x10 Watt IP20
 230 Volt Bulb Excluded
 L: 11 W: 11 H: 10 cm



Rotating
RENDE . 998092
 Sandy Black Aluminium
 LED GU10 2x10 Watt IP20
 220-240 Volt Bulb Excluded
 L: 16 W: 8 H: 9 cm



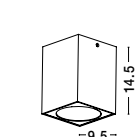
Rotating
RENDE . 998091
 Sandy White Aluminium
 LED GU10 2x10 Watt IP20
 220-240 Volt Bulb Excluded
 L: 16 W: 8 H: 9 cm



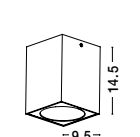
NIDO . 9012181
 Sandy White Aluminium
 LED GU10 1x10 Watt IP20
 220-240 Volt Bulb Excluded
 L: 9.5 W: 9.5 H: 14.5 cm



NIDO . 9012182
 Sandy Black Aluminium
 LED GU10 1x10 Watt IP20
 220-240 Volt Bulb Excluded
 L: 9.5 W: 9.5 H: 14.5 cm



RING
9012183 **9012184**
 Matt Gold Matt Silver



RING
9012183 **9012184**
 Matt Gold Matt Silver



Rotating
RENDE . 820603
 Sandy Black Aluminium
 LED GU10 2x10 Watt IP20
 220-240 Volt Bulb Excluded
 L: 18 W: 9.6 H: 12.5 cm



Rotating
RENDE . 820602
 Sandy White Aluminium
 LED GU10 2x10 Watt IP20
 220-240 Volt Bulb Excluded
 L: 18 W: 9.6 H: 12.5 cm



Rotating



RENDE - 9175513
Sandy White Aluminium
LED GU10 1x10 Watt IP20
220-240 Volt Bulb Excluded
L: 8 W: 8 H: 9 cm



Rotating



RENDE - 9175514
Sandy Black Aluminium
LED GU10 1x10 Watt IP20
220-240 Volt Bulb Excluded
L: 8 W: 8 H: 9 cm



Rotating



RENDE - 9030421
Sandy Black Aluminium
LED GU10 1x10 Watt IP20
220-240 Volt Bulb Excluded
L: 8.5 W: 8.5 H: 10 cm



Rotating



RENDE - 9030420
Sandy White Aluminium
LED GU10 1x10 Watt IP20
220-240 Volt Bulb Excluded
L: 8.5 W: 8.5 H: 10 cm



Rotating



RENDE - 9030428
Sandy White Aluminium
LED GU10 1x10 Watt IP20
220-240 Volt Bulb Excluded
L: 9.6 W: 9.6 H: 12.5 cm



Rotating



RENDE - 9030429
Sandy Black Aluminium
LED GU10 1x10 Watt IP20
220-240 Volt Bulb Excluded
L: 9.6 W: 9.6 H: 12.5 cm



Rotating



RENDE - 820202
Sandy White Aluminium
LED GU10 1x10 Watt IP20
220-240 Volt Bulb Excluded
L: 9.6 W: 9.6 H: 12.5 cm



Rotating



RENDE - 820203
Sandy Black Aluminium
LED GU10 1x10 Watt IP20
220-240 Volt Bulb Excluded
L: 9.6 W: 9.6 H: 12.5 cm



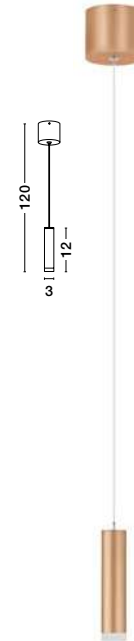
DECORATIVE LIGHTS






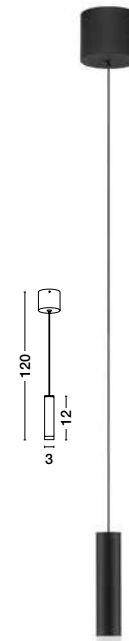
DOC - 9070163

Brass Aluminium
LED 5W AC220-240V
CRI>90 UGR<18 IP20
3000K Beam Angle: 120°
D: 3 W: 12 H: 120 cm



DOC - 9070164

Sandy Black Aluminium
LED 5W 220-240V
CRI>90 UGR<18 IP20
3000K Beam Angle: 120°
D: 3 W: 12 H: 120 cm



DOC - 9060900

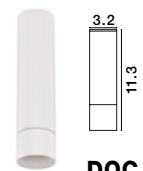
Gold Aluminium & Glass
LED 5W 220-240V IP20
CRI>90 3000K
Beam Angle: 120°
D: 12 H: 120 cm



DOC - 9070162
10W · 3000K



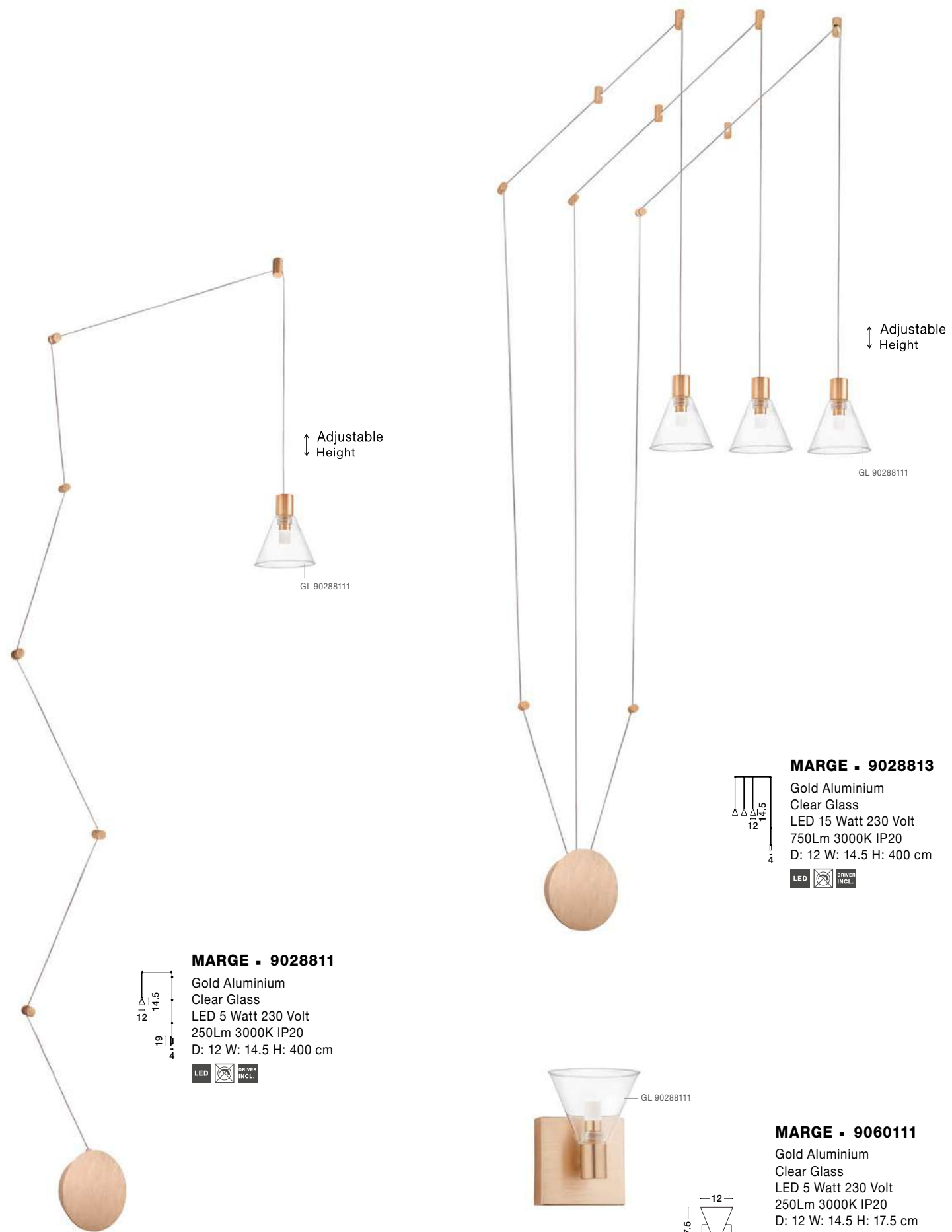
DOC - 9070140
5W · 3000K



DOC - 9580635
5W · 3000K

Photo	Code	Material	Watt	Volt	mA	Lumen	LED Chip	Dimension (cm)	Cut Out (cm)	CRI	UGR	Beam Angle	Kelvin	IP	Adj.	Driver Included	Dim. Class
	9070162	Sandy Black Aluminium	10W	220-240V	250	658Lm	Cree	D: 5.5 H: 16	X	>90	<16	24°	3000K	IP20	X	Eaglerise	√ II
	9070140	Sandy Black Aluminium	5W	220-240V	400	335Lm	Cree	D: 3.2 H: 11.3	X	>90	<16	35°	3000K	IP20	X	Eaglerise	√ II
	9580635	Sandy White Aluminium	5W	220-240V	400	335Lm	Cree	D: 3.2 H: 11.3	X	>90	<16	35°	3000K	IP20	X	Eaglerise	√ II

*Lifetime: 50.000 hours of usage



MARGE - 9028811

Gold Aluminium
Clear Glass
LED 5 Watt 230 Volt
250Lm 3000K IP20
D: 12 W: 14.5 H: 400 cm



MARGE - 9028813

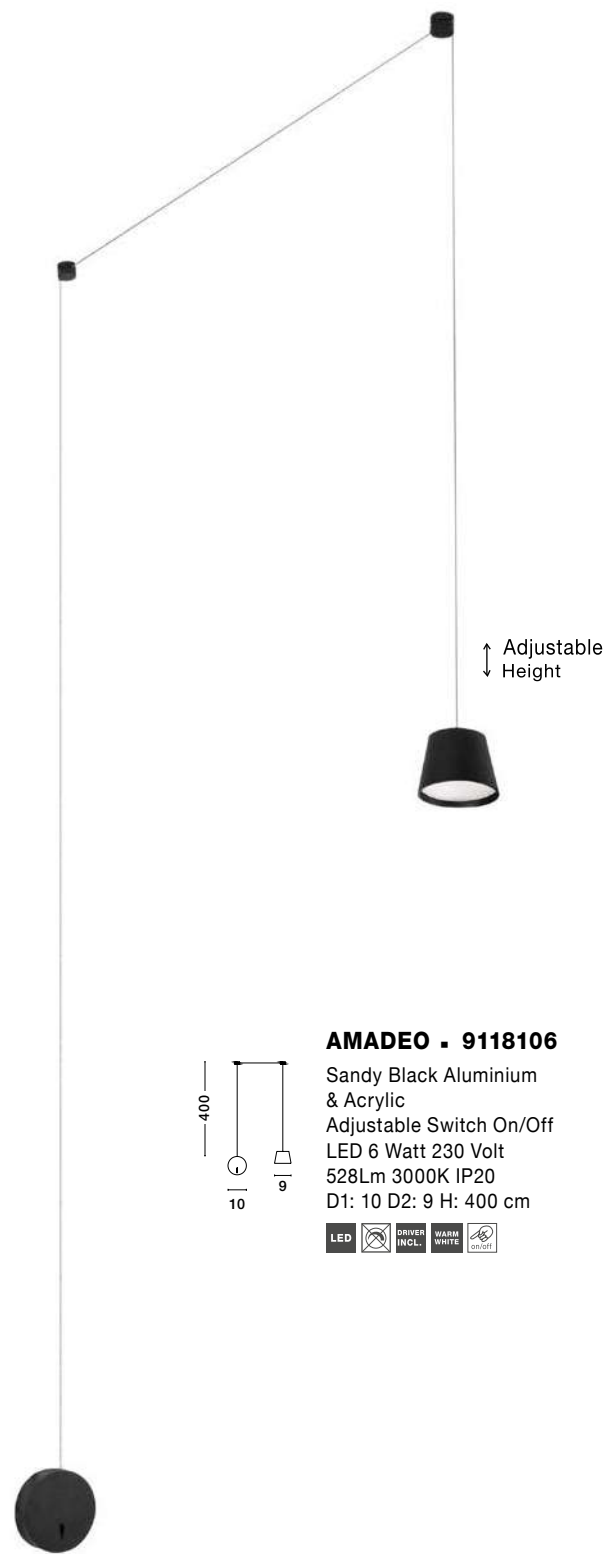
Gold Aluminium
Clear Glass
LED 15 Watt 230 Volt
750Lm 3000K IP20
D: 12 W: 14.5 H: 400 cm



MARGE - 9060111

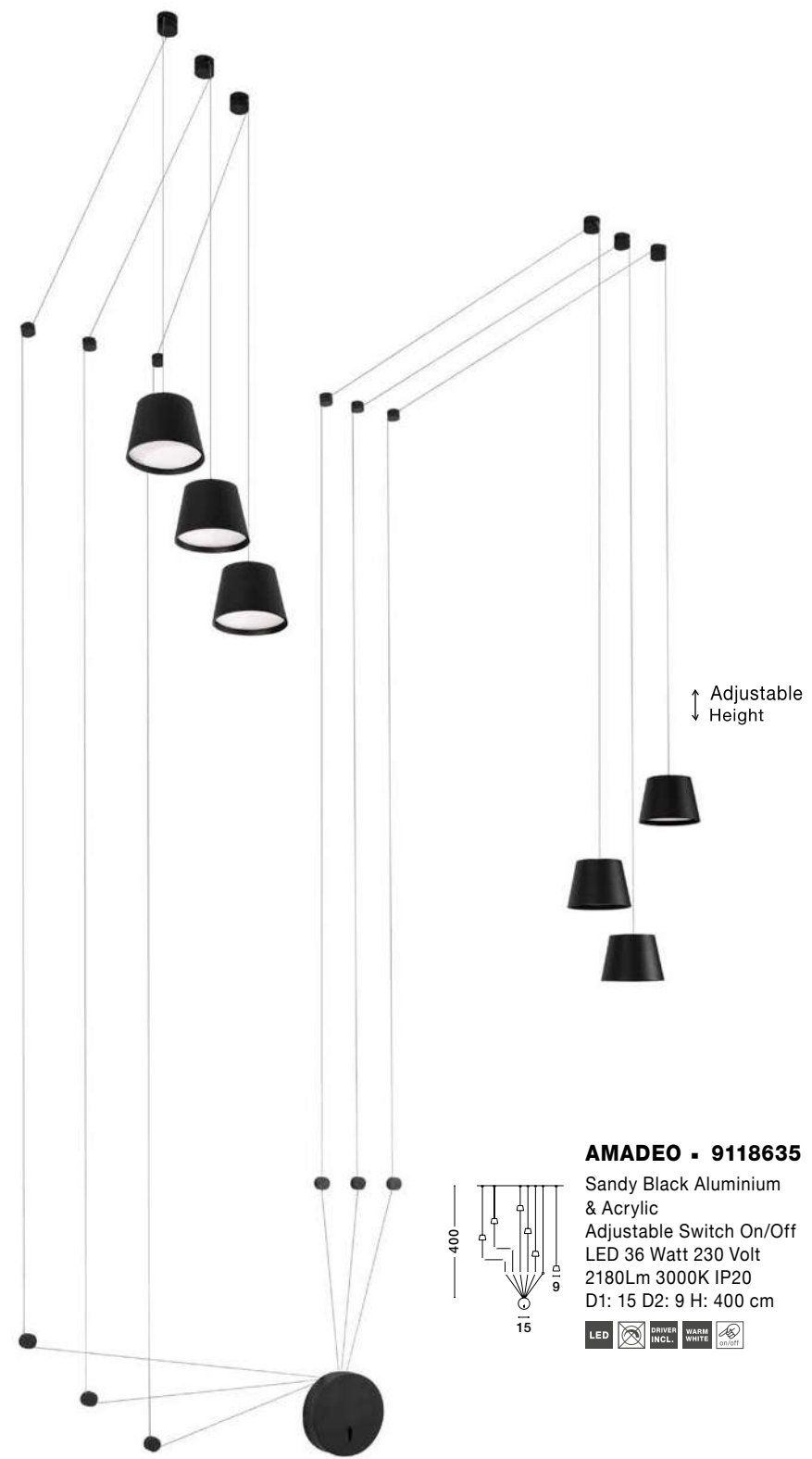
Gold Aluminium
Clear Glass
LED 5 Watt 230 Volt
250Lm 3000K IP20
D: 12 W: 14.5 H: 17.5 cm





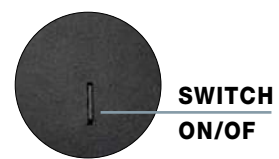
AMADEO - 9118106

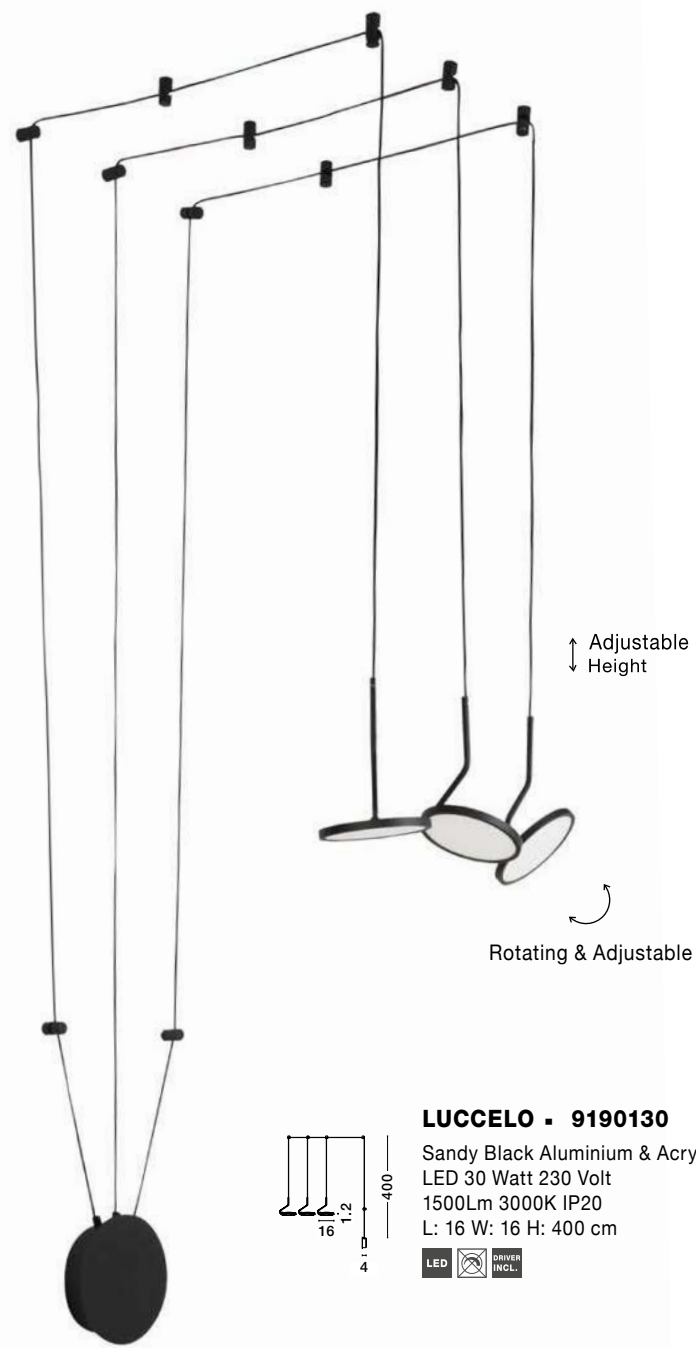
Sandy Black Aluminium & Acrylic
Adjustable Switch On/Off
LED 6 Watt 230 Volt
528Lm 3000K IP20
D1: 10 D2: 9 H: 400 cm



AMADEO - 9118635

Sandy Black Aluminium & Acrylic
Adjustable Switch On/Off
LED 36 Watt 230 Volt
2180Lm 3000K IP20
D1: 15 D2: 9 H: 400 cm



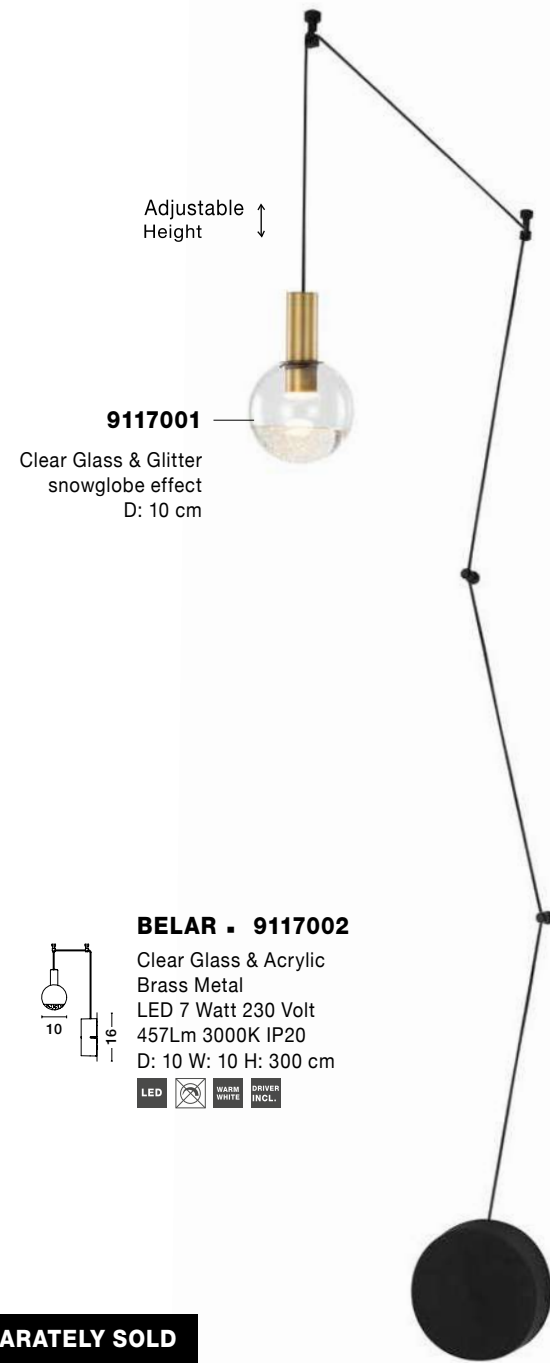


LUCCELO - 9190130
 Sandy Black Aluminium & Acrylic
 LED 30 Watt 230 Volt
 1500Lm 3000K IP20
 L: 16 W: 16 H: 400 cm



LUCCELO - 9190110
 Sandy Black Aluminium & Acrylic
 LED 10 Watt 230 Volt
 500Lm 3000K IP20
 L: 16 W: 16 H: 400 cm





YOU CAN MAKE YOUR OWN COMPOSITION

THE PARTS ARE SEPARATELY SOLD



STEP 1 | ORDER THE BASE **STEP 2 | CHOOSE THE CORRECT DRIVER** **STEP 3 | HOW MANY CLIPS DO YOU NEED?** **STEP 4 | HOW MANY METERS DO YOU NEED?**



9117007
Black Box - D: 15 W: 6 cm

9117006
LED Driver - 60 Watt

9117005
LED Driver - 30 Watt

9117004
Wire Clip


9117003
Black Wire



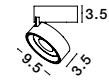
Photo	Code	Material	Watt	Volt	mA	Lumen	LED Chip	Dimension(cm)	Cut Out (cm)	CRI	UGR	Beam Angle	Kelvin	IP	Adj.	Driver Included	Dim. Class
	9551810	Brass Gold & Sandy Black Aluminium	5W	220-240V	150	400Lm	Cree	D: 5.5 H: 11	X	>90	<19	15°-36°	3000K	IP20	✓	✓	X II
	9551820	Brass Gold & Sandy Black Aluminium	10W	220-240V	250	800Lm	Cree	D: 6.5 H: 12.8	X	>90	<19	15°-36°	3000K	IP20	✓	✓	X II
	9551830	Brass Gold & Sandy Black Aluminium	15W	220-240V	350	1200Lm	Cree	D: 8.5 H: 14.4	X	>90	<19	15°-36°	3000K	IP20	✓	✓	X II
	9580636	Sandy Black Aluminium	5W	220-240V	150	400Lm	Cree	D: 5.5 H: 11	X	>90	<19	15°-36°	3000K	IP20	✓	✓	X II
	9580637	Sandy Black Aluminium	10W	220-240V	250	800Lm	Cree	D: 6.5 H: 12.8	X	>90	<19	15°-36°	3000K	IP20	✓	✓	X II
	9580638	Sandy Black Aluminium	15W	220-240V	350	1200Lm	Cree	D: 8.5 H: 14.4	X	>90	<19	15°-36°	3000K	IP20	✓	✓	X II

*Lifetime: 50.000 hours of usage


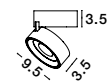
More information about Full Spectrum go on page 476-477



UNIVERSAL - 92003 · 20W



UNIVERSAL - 92002 · 20W



UNIVERSAL - 92001 · 20W



Photo	Code	Material	Watt	Volt	mA	Lumen	LED Chip	Dimension (cm)	Cut Out (cm)	CRI	UGR	Beam Angle	Kelvin	IP	Adj.	Driver Included	Dim. Class
	92003	Sandy Gold & Black Aluminium	20W	230V	300	1450Lm	Cree	D: 9.5 H: 7	X	>90	<13	36°	3000K	IP20	✓	Hep	X I
	92002	Sandy Black Aluminium	20W	230V	300	1450Lm	Cree	D: 9.5 H: 7	X	>90	<13	36°	3000K	IP20	✓	Hep	X I
	92001	Sandy White & Black Aluminium	20W	230V	300	1450Lm	Cree	D: 9.5 H: 7	X	>90	<13	36°	3000K	IP20	✓	Hep	X I

*Lifetime: 50.000 hours of usage

DALI DIMMABLE | Push Button CONNECT with EAGLERISE DRIVER FLS 12-350DA2 | code: 9844010




UNIVERSAL - 72002 · 13W



UNIVERSAL - 62002 · 13W



UNIVERSAL - 72004 · 13W



UNIVERSAL - 62004 · 13W



Photo	Code	Material	Watt	Volt	mA	Lumen	LED Chip	Dimension(cm)	Cut Out (cm)	CRI	UGR	Beam Angle	Kelvin	IP	Adj.	Driver Included	Dim. Class
	72002	Sandy Black Aluminium	13W	230V	300	1140Lm	Cree	D: 10 H: 9	9.3	>90	<19	38°	3000K	IP20	✓	Philips	X I
	62002	Sandy White Aluminium	13W	230V	300	1140Lm	Cree	D: 10 H: 9	9.3	>90	<19	38°	3000K	IP20	✓	Philips	X I
	72004	Sandy Black Aluminium	13W	230V	300	1140Lm	Cree	D: 10 H: 10.3	X	>90	<19	38°	3000K	IP20	✓	Philips	X I
	62004	Sandy White Aluminium	13W	230V	300	1140Lm	Cree	D: 10 H: 10.3	X	>90	<19	38°	3000K	IP20	✓	Philips	X I

*Lifetime: 50.000 hours of usage

DALI DIMMABLE | Push Button CONNECT with EAGLERISE DRIVER FLS 12-350DA2 | code: 9844010

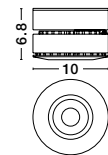




Rotating & Adjustable



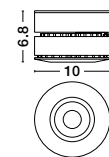
LOT - 9015110 · 15W



Rotating & Adjustable

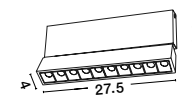


LOT - 9015111 · 15W



Rotating

PAD - 9070137 · 15W



Rotating

PAD - 9070138 · 15W

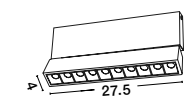


Photo	Code	Material	Watt	Volt	mA	Lumen	LED Chip	Dimension (cm)	Cut Out (cm)	CRI	UGR	Beam Angle	Kelvin	IP	Adj.	Driver Included	Dim. Class
	9015110	Sandy White Aluminium	15W	220-240V	350	900Lm	Cree	D: 10 H: 7	X	>90	<25	90°	3000K	IP20	✓	✓	X I
	9015111	Sandy Black Aluminium	15W	220-240V	350	900Lm	Cree	D: 10 H: 7	X	>90	<25	90°	3000K	IP20	✓	✓	X I

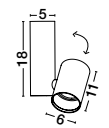
*Lifetime: 50.000 hours of usage

Photo	Code	Material	Watt	Volt	mA	Lumen	LED Chip	Dimension (cm)	Cut Out (cm)	CRI	UGR	Beam Angle	Kelvin	IP	Adj.	Driver Included	Dim. Class
	9070137	Sandy White Aluminium	15W	220-240V	350	1044Lm	Philips	L: 27.5 W: 4 H: 12.2	X	>80	<19	30°	3000K	IP20	✓	Philips	X II
	9070138	Sandy Black Aluminium	15W	220-240V	350	1044Lm	Philips	L: 27.5 W: 4 H: 12.2	X	>80	<19	30°	3000K	IP20	✓	Philips	X II

*Lifetime: 50.000 hours of usage



Adjustable

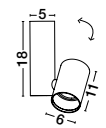


BERNARDO - 7409002

Sandy White Aluminium
LED GU10 1x10 Watt IP20
220-240 Volt Bulb Excluded
D: 6 H1: 11 H2: 29 cm



Adjustable

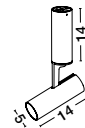


BERNARDO - 7409001

Sandy Black Aluminium
LED GU10 1x10 Watt IP20
220-240 Volt Bulb Excluded
D: 6 H1: 11 H2: 29 cm



Rotating & Adjustable

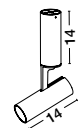


BERNARDO - 7404601

Sandy Black Aluminium
LED COB 13 Watt Cree
1140Lm 3000K IP20
CRI 90 Adjustable
Philips Driver
D: 5 H1: 14 H2: 28 cm



Rotating & Adjustable

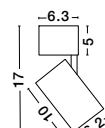


BERNARDO - 7404602

Sandy White Aluminium
LED COB 13 Watt Cree
1140Lm 3000K IP20
CRI 90 Adjustable
Philips Driver
D: 5 H1: 14 H2: 28 cm




Rotating & Adjustable

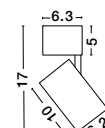


MINIAIR - 9720101

Sandy White Aluminium
LED COB 10 Watt Cree
892Lm 3000K IP20
CRI 90 Adjustable
Eaglerise Driver
D: 6.3 H: 17 cm



Rotating & Adjustable



MINIAIR - 9720102

Sandy Black Aluminium
LED COB 10 Watt Cree
892Lm 3000K IP20
CRI 90 Adjustable
Eaglerise Driver
D: 6.3 H: 17 cm






CRI 90



OBERON - 9530160 · 6W



OBERON - 9530150 · 6W



OBERON - 9114401 · 11W



OBERON - 9114402 · 11W



Photo	Code	Material	Watt	Volt	mA	Lumen	LED Chip	Dimension (cm)	Cut Out (cm)	CRI	UGR	Beam Angle	Kelvin	IP	Adj.	Driver Included	Dim. Class
	9530160	Sandy White Aluminium	6W	220-240V	150	518Lm	Cree	D: 6 H: 18	X	>90	<19	38°	3000K	IP20	✓	✓	X II
	9530150	Sandy Black Aluminium	6W	220-240V	150	518Lm	Cree	D: 6 H: 18	X	>90	<19	38°	3000K	IP20	✓	✓	X II
	9114401	Sandy White Aluminium	11W	220-240V	300	1077Lm	Bridgelux	D: 5.8 H: 19.6	X	>90	<19	30°	3000K	IP20	✓	✓	X II
	9114402	Sandy Black Aluminium	11W	220-240V	300	938Lm	Bridgelux	D: 5.8 H: 19.6	X	>90	<19	30°	3000K	IP20	✓	✓	X II

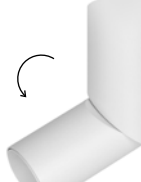
*Lifetime: 50.000 hours of usage



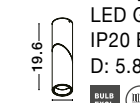
Adjustable  **GU10**


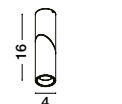
BOSTON - 9441181
 Sandy Black Aluminium
 LED GU10 1x10 Watt 230 Volt
 IP20 Bulb Excluded
 D: 5.8 H: 19.6 cm




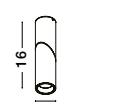
Adjustable  **GU10**

BOSTON - 9441182
 Sandy White Aluminium
 LED GU10 1x10 Watt 230 Volt
 IP20 Bulb Excluded
 D: 5.8 H: 19.6 cm





Adjustable  

BOSTON - 9441291 - 6W

Adjustable  

BOSTON - 9441292 - 6W

Photo	Code	Material	Watt	Volt	mA	Lumen	LED Chip	Dimension (cm)	Cut Out (cm)	CRI	UGR	Beam Angle	Kelvin	IP	Adj.	Driver Included	Dim. Class
	9441291	Sandy Black Aluminium	6W	230V	58	450Lm	Cree	D: 4 H: 16	X	>80	<19	38°	3000K	IP20	✓	✓	X II
	9441292	Sandy Black Aluminium	6W	230V	58	450Lm	Cree	D: 4 H: 16	X	>80	<19	38°	3000K	IP20	✓	✓	X II

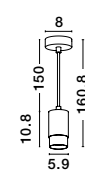
*Lifetime: 50.000 hours of usage



PONGO - 9911524
 Sandy Black & Gold Aluminium
 LED GU10 1x10 Watt IP20
 220-240 Volt Bulb Excluded
 D: 5.6 H1: 9.5 H2: 160 cm



PONGO - 9911523
 Sandy Black & Gold Aluminium
 LED GU10 1x10 Watt IP20
 220-240 Volt Bulb Excluded
 D: 5.6 H1: 30 H2: 180 cm



PONGO - 9911526
 Sandy Black & Gold Aluminium
 LED GU10 1x10 Watt IP20
 220-240 Volt Bulb Excluded
 D: 5.9 H1: 10.8 H2: 160.8 cm



PONGO - 9911525
 Sandy Black & Gold Aluminium
 LED GU10 1x10 Watt IP20
 220-240 Volt Bulb Excluded
 D: 5.9 H1: 30 H2: 180 cm






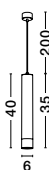
PICTO . 9911529

Sandy Black
& Gold Aluminium
Black Fabric Cable
LED GU10 1x10 Watt IP20
220-240 Volt Bulb Excluded
D: 6 H1: 30 H2: 200 cm



PICTO . 9911530

Sandy Black
& Gold Aluminium
Black Fabric Cable
LED GU10 1x10 Watt IP20
220-240 Volt Bulb Excluded
D: 6 H1: 40 H2: 200 cm



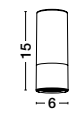
PICTO . 9911527

Sandy Black
& Gold Aluminium
LED GU10 1x10 Watt IP20
220-240 Volt Bulb Excluded
D: 6 H: 10 cm



PICTO . 9911528

Sandy Black
& Gold Aluminium
LED GU10 1x10 Watt IP20
220-240 Volt Bulb Excluded
D: 6 H: 15 cm





PONGO - 9010216
 Sandy Black & Gold Aluminium
 LED GU10 1x10 Watt IP20
 220-240 Volt Bulb Excluded
 D: 5.9 H: 62.2 cm



PONGO - 9010217
 Sandy Black & Gold Aluminium
 LED GU10 1x10 Watt IP20
 220-240 Volt Bulb Excluded
 D: 8 H: 64.3 cm



PONGO - 9010218
 Sandy Black & Gold Aluminium
 LED GU10 2x10 Watt IP20
 220-240 Volt Bulb Excluded
 D: 8 H: 64.6 cm



PONGO - 9010220
 Sandy Black & Gold Aluminium
 LED GU10 2x10 Watt IP20
 220-240 Volt Bulb Excluded
 D: 5.9 H: 62.7 cm

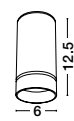






ESCA - 9387001

Sandy Black Aluminium
& Acrylic
LED GU10 1x10 Watt IP20
220-240 Volt Bulb Excluded
D: 6 H: 12.5 cm



ESCA - 9387002

Sandy White Aluminium
& Acrylic
LED GU10 1x10 Watt IP20
220-240 Volt Bulb Excluded
D: 6 H: 12.5 cm



ESCA - 9387003

Sandy Black Aluminium
& Acrylic
LED GU10 1x10 Watt IP20
220-240 Volt Bulb Excluded
D: 6 H1: 30 H2: 150 cm



ESCA - 9387004

Sandy White Aluminium
& Acrylic
LED GU10 1x10 Watt IP20
220-240 Volt Bulb Excluded
D: 6 H1: 30 H2: 150 cm






OSLO - 9184371
 Sandy White Aluminium Outside
 Sandy White Aluminium Inside
 LED GU10 1x10 Watt IP20
 220-240 Volt Bulb Excluded
 D: 6 H: 15 cm



OSLO - 9184373
 Sandy Black Aluminium Outside
 Gold Aluminium Inside
 LED GU10 1x10 Watt IP20
 220-240 Volt Bulb Excluded
 D: 6 H: 15 cm



OSLO - 9184372
 Sandy White Aluminium Outside
 Sandy White Aluminium Inside
 LED GU10 1x10 Watt IP20
 220-240 Volt Bulb Excluded
 D: 6 H: 30 cm



OSLO - 9184374
 Sandy Black Aluminium Outside
 Gold Aluminium Inside
 LED GU10 1x10 Watt IP20
 220-240 Volt Bulb Excluded
 D: 6 H: 30 cm



PERO - 9184375
 Sandy White Aluminium Outside
 White Aluminium Inside
 LED GU10 1x10 Watt IP20
 220-240 Volt Bulb Excluded
 D: 6 H1: 30 H2: 150 cm



PERO - 9184376
 Sandy Black Aluminium Outside
 Gold Aluminium Inside
 LED GU10 1x10 Watt IP20
 220-240 Volt Bulb Excluded
 D: 6 H1: 30 H2: 150 cm





AILA - 9419422
 Sandy Black Aluminium
 LED GU10 1x10 Watt IP20
 220-240 Volt Bulb Excluded
 D: 5.6 H1: 20 H2: 120 cm



AILA - 9419421
 Sandy White Aluminium
 LED GU10 1x10 Watt IP20
 220-240 Volt Bulb Excluded
 D: 5.6 H1: 20 H2: 120 cm



GIA - 834870
 Sandy Black Aluminium
 LED GU10 1x10 Watt IP20
 220-240 Volt Bulb Excluded
 D: 6 H1: 30 H2: 170 cm

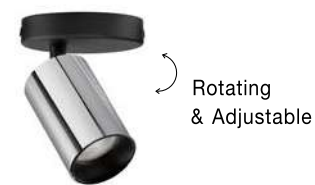


GIA - 834869
 Sandy White Aluminium
 LED GU10 1x10 Watt IP20
 220-240 Volt Bulb Excluded
 D: 6 H1: 30 H2: 170 cm

RING
834867
 Black & Gold

RING
834868
 White & Silver





Rotating
& Adjustable

INUS - 9111626


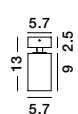
Black & Chrome Aluminium
LED GU10 1x10 Watt IP20
220-240 Volt Bulb Excluded
D: 5.7 H: 12.7 cm



Rotating
& Adjustable

INUS - 9460972

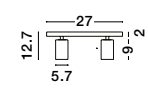
Black & Satin Gold Aluminium
LED GU10 1x10 Watt IP20
220-240 Volt Bulb Excluded
D: 5.7 H: 13 cm



Rotating
& Adjustable

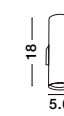
INUS - 9460971

Black & Satin Gold Aluminium
LED GU10 2x10 Watt IP20
220-240 Volt Bulb Excluded
L: 27 W: 6 H: 12.7 cm



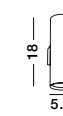
NOSA - 9450881

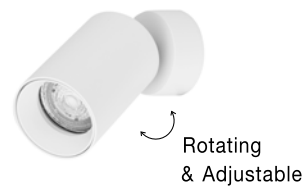

Sandy White Aluminium
LED GU10 2x10 IP20
220-240 Volt Bulb Excluded
D: 5.6 W: 8 H: 18 cm



NOSA - 9450882

Sandy Black Aluminium
LED GU10 2x10 IP20
220-240 Volt Bulb Excluded
D: 5.6 W: 8 H: 18 cm

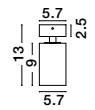




Rotating & Adjustable

TOD - 9011311

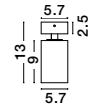
Sandy White Aluminium
LED GU10 1x10 Watt IP20
220-240 Volt Bulb Excluded
D: 5.7 H1: 9 H2: 13 cm



Rotating & Adjustable

TOD - 9011312

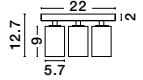
Sandy Black Aluminium
LED GU10 1x10 Watt IP20
220-240 Volt Bulb Excluded
D: 5.7 H1: 9 H2: 13 cm



Rotating & Adjustable

TOD - 9012281

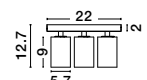
Sandy White Aluminium
LED GU10 3x10 Watt IP20
220-240 Volt Bulb Excluded
D: 22 H1: 9 H2: 12.7 cm



Rotating & Adjustable

TOD - 9012282

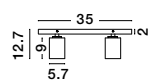
Sandy Black Aluminium
LED GU10 3x10 Watt IP20
220-240 Volt Bulb Excluded
D: 22 H1: 9 H2: 12.7 cm





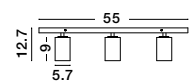
TOD - 9012291

Sandy White Aluminium
LED GU10 2x10 Watt IP20
220-240 Volt Bulb Excluded
D: 35 W: 6 H: 12.7 cm



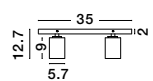
TOD - 9012301

Sandy White Aluminium
LED GU10 3x10 Watt IP20
220-240 Volt Bulb Excluded
D: 55 W: 6 H: 12.7 cm



TOD - 9012292

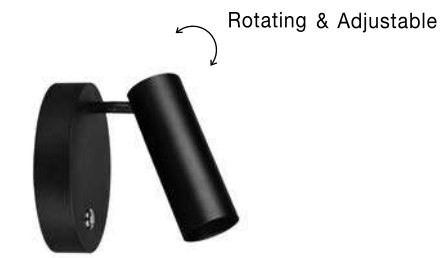
Sandy Black Aluminium
LED GU10 2x10 Watt IP20
220-240 Volt Bulb Excluded
D: 35 W: 6 H: 12.7 cm



TOD - 9012302

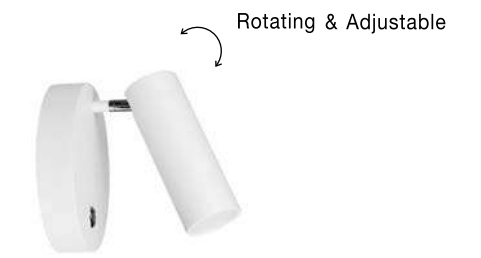
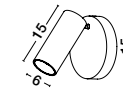
Sandy Black Aluminium
LED GU10 3x10 Watt IP20
220-240 Volt Bulb Excluded
D: 55 W: 6 H: 12.7 cm





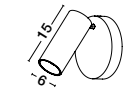
UMBERTO - 7410401

Sandy Black Aluminium
Switch On/Off
LED GU10 1x10 Watt IP20
220-240 Volt Bulb Excluded
D: 6 H: 15 cm




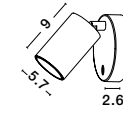
UMBERTO - 7410402

Sandy White Aluminium
Switch On/Off
LED GU10 1x10 Watt IP20
220-240 Volt Bulb Excluded
D: 6 H: 15 cm



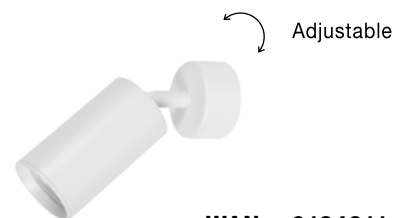
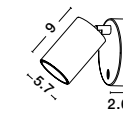
NET - 9011922

Sandy Black Aluminium
Switch On/Off
LED GU10 1x10 Watt IP20
220-240 Volt Bulb Excluded
D: 5.7 H1: 9 H2: 10.5 cm



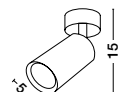
NET - 9011921

Sandy White Aluminium
Switch On/Off
LED GU10 1x10 Watt IP20
220-240 Volt Bulb Excluded
D: 5.7 H1: 9 H2: 10.5 cm




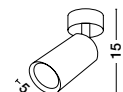
WAN - 9184311

Sandy White Aluminium
LED GU10 1x10 Watt IP20
220-240 Volt Bulb Excluded
D: 5.6 H: 15 cm




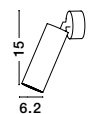
WAN - 9184312

Sandy Black Aluminium
LED GU10 1x10 Watt IP20
220-240 Volt Bulb Excluded
D: 5.6 H: 15 cm




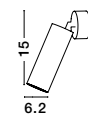
DEXTER - 821602

Sandy White Aluminium
LED GU10 1x10 Watt IP20
220-240 Volt Bulb Excluded
D: 6.2 H: 15 cm



DEXTER - 821601

Sandy Black Aluminium
LED GU10 1x10 Watt IP20
220-240 Volt Bulb Excluded
D: 6.2 H: 15 cm



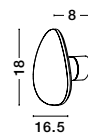
GYPSUM & CONCRETE
SPOT LIGHTS





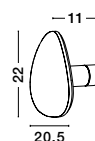
CRONUS - 9084071

White Gypsum & Aluminium
LED 10 Watt 220-240 Volt
927Lm 3000K IP20
D: 16 W: 8 H: 18 cm



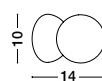
CRONUS - 9084081

White Gypsum & Aluminium
LED 12 Watt 220-240 Volt
1121Lm 3000K IP20
D: 20.5 W: 11 H: 22 cm



ZERO - 9577012

Gray Concrete & Opal Glass
LED G9 1x5 Watt IP20
220-240 Volt Bulb Excluded
D: 10 W:14 H: 10 cm



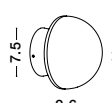
ZERO - 9577013

White Gypsum & Opal Glass
LED G9 1x5 Watt IP20
220-240 Volt Bulb Excluded
D: 10 W:14 H: 10 cm



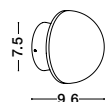
NETUNE - 9831051

Gray Concrete & White Aluminium
LED 6 Watt 220-240 Volt
160Lm 3000K IP20
D: 11 W: 9.6 H: 7.5 cm



NETUNE - 9831050

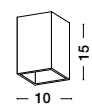
White Gypsum & White Aluminium
LED 6 Watt 220-240 Volt
160Lm 3000K IP20
D: 11 W: 9.6 H: 7.5 cm





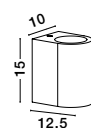
SANDRO - 9168544

White Gypsum
LED G9 1x5 Watt IP20
220-240 Volt Bulb Excluded
L: 10 W: 12.5 H: 15 cm



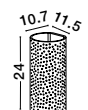
SANDRO - 9164923

White Gypsum
LED G9 1x5 Watt IP20
220-240 Volt Bulb Excluded
L: 10 W: 12.5 H: 15 cm



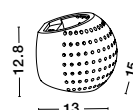
SANDRO - 9166821

White Gypsum
LED G9 1x5 Watt IP20
220-240 Volt Bulb Excluded
L: 11.5 W: 10.7 H: 24 cm



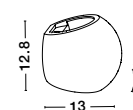
SANDRO - 9168303

White Gypsum
LED G9 1x5 Watt IP20
220-240 Volt Bulb Excluded
D: 15 W: 13 H: 12.8 cm



SANDRO - 7200601

White Gypsum
LED G9 1x5 Watt IP20
220-240 Volt Bulb Excluded
D: 15 W: 13 H: 12.8 cm



SANDRO - 41688001

White Gypsum
LED G9 1x5 Watt IP20
220-240 Volt Bulb Excluded
D: 15 W: 7 H: 15 cm



SANDRO - 41667801

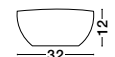
White Gypsum
LED G9 1x5 Watt IP20
220-240 Volt Bulb Excluded
L: 12.5 W: 7 H: 12.5 cm



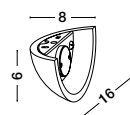
SANDRO - 61623401

White Gypsum
LED G9 1x5 Watt IP20
220-240 Volt Bulb Excluded
L: 11.5 W: 11.5 H: 11.5 cm

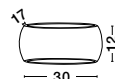




SANDRO - 41637801
 White Gypsum & Glass
 LED E14 1x5 Watt IP20
 220-240 Volt Bulb Excluded
 L: 32 W: 17 H: 12 cm



ICARUS - 9082171
 White Gypsum
 LED 4 Watt 220-240 Volt
 416Lm 3000K IP20
 D: 16 W: 8 H: 6 cm



OTELLO - 7201601
 White Gypsum
 LED E27 1x12 Watt IP20
 220-240 Volt Bulb Excluded
 L: 30 W: 17 H: 12 cm



SANDRO - 516276
 White Gypsum
 LED E14 1x5 Watt IP20
 220-240 Volt Bulb Excluded
 L: 28 H: 14 cm



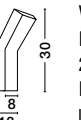
SANDRO - 9164041
 White Gypsum
 LED E14 1x5 Watt IP20
 220-240 Volt Bulb Excluded
 L: 9.5 W: 7 H: 24.5 cm



OTELLO - 41688601
 White Gypsum
 LED GU10 2x10 Watt IP20
 220-240 Volt Bulb Excluded
 D: 7 W: 10 H: 25 cm

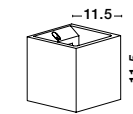


SANDRO - 9168562
 White Gypsum & Glass
 LED G9 1x5 Watt IP20
 220-240 Volt Bulb Excluded
 D: 11 W: 7 H: 18 cm

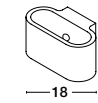


OTELLO - 51684201
 White Gypsum
 LED G9 1x5 Watt IP20
 220-240 Volt Bulb Excluded
 L: 8 W: 13 H: 30 cm





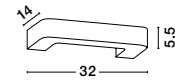
CADMO - 61625401
 Gray Concrete
 LED G9 1x5 Watt IP20
 220-240 Volt Bulb Excluded
 L: 11.5 W: 11.5 H: 11.5 cm




ZERINO - 9170202
 Gray Concrete
 LED G9 1x5 Watt IP20
 220-240 Volt Bulb Excluded
 L: 18 W: 10 H: 9 cm



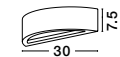
RENATA - 51686001
 White Gypsum
 LED G9 1x5 Watt IP20
 220-240 Volt Bulb Excluded
 L: 32 W: 14 H: 5.5 cm




OTELLO - 9166041
 White Gypsum & Glass
 LED E14 1x5 Watt IP20
 220-240 Volt Bulb Excluded
 L: 22 W: 9.5 H: 7 cm



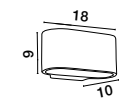
SANDRO - 9162445
 White Gypsum
 LED E14 1x5 Watt IP20
 220-240 Volt Bulb Excluded
 L: 30 W: 10 H: 7.5 cm



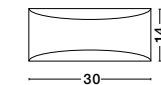
RENATA - 61642201
 White Gypsum
 LED E14 1x5 Watt IP20
 220-240 Volt Bulb Excluded
 L: 27.5 W: 9.5 H: 5.5 cm



OTELLO - 7200401
 White Gypsum
 LED G9 1x5 Watt IP20
 220-240 Volt Bulb Excluded
 L: 18 W: 10 H: 9 cm



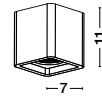
OTELLO - 61702401
 White Gypsum
 LED E14 1x5 Watt IP20
 220-240 Volt Bulb Excluded
 L: 30 W: 9.5 H: 14 cm





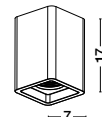
NEVIO - 4192401

White Gypsum
LED GU10 1x10 Watt IP20
220-240 Volt Bulb Excluded
L: 7 W: 7 H: 11 cm



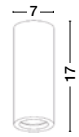
NEVIO - 51852801

White Gypsum
LED GU10 1x10 Watt IP20
220-240 Volt Bulb Excluded
L: 7 W: 7 H: 17 cm



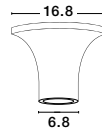
ORAZIO - 51854001

White Gypsum
LED GU10 1x10 Watt IP20
220-240 Volt Bulb Excluded
D: 7 H: 17 cm




ORAZIO - 61853202

White Gypsum
LED GU10 1x10 Watt IP20
220-240 Volt Bulb Excluded
D1: 16.8 D2: 6.8 H: 13 cm



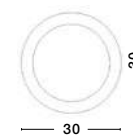
ORAZIO - 61853601

White Gypsum
LED GU10 1x10 Watt IP20
220-240 Volt Bulb Excluded
D: 7 H: 11 cm





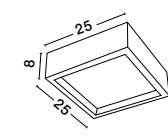
BONA - 41880201

White Gypsum & Glass
LED E27 2x12 Watt IP20
220-240 Volt Bulb Excluded
D: 30 H: 6 cm



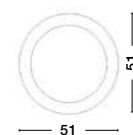
BELINA - 41860201

White Gypsum & Glass
LED E27 2x12 Watt IP20
220-240 Volt Bulb Excluded
L: 25 W: 25 H: 8.5 cm



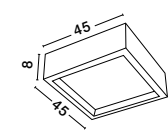
BONA - 41880401

White Gypsum & Glass
LED E27 3x12 Watt IP20
220-240 Volt Bulb Excluded
D: 51 H: 7 cm






BELINA - 41860401

White Gypsum & Glass
LED E27 3x12 Watt IP20
220-240 Volt Bulb Excluded
L: 45 W: 45 H: 8 cm



SPOT LIGHTS


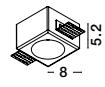




Adjustable Brackets

COSIMO - 9879109

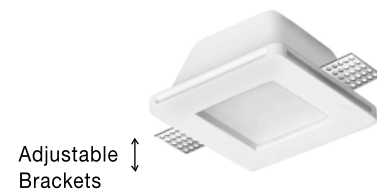
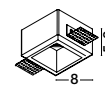
White Gypsum
Adjustable Brackets
LED GU10 1x10 Watt IP20
220-240 Volt Bulb Excluded
L: 8 W: 8 H: 5.2 cm
Cut Out: 8.5 x 8.5 cm



Adjustable Brackets

TOBIA - 9879110


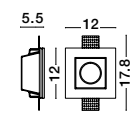
White Gypsum
Adjustable Brackets
LED GU10 1x10 Watt IP20
220-240 Volt Bulb Excluded
L: 8 W: 8 H: 5.2 cm
Cut Out: 8.5 x 8.5 cm



Adjustable Brackets

TOBIA - 9879102

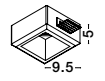
White Gypsum & Glass
Adjustable Brackets
LED GU10 1x10 Watt IP20
220-240 Volt Bulb Excluded
L: 12 W: 12 H: 5.5 cm
Cut Out: 12.5 x 12.5 cm



Adjustable Brackets

TOBIA - 9879113

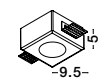
White Gypsum
Adjustable Brackets
LED GU10 1x10 Watt IP20
220-240 Volt Bulb Excluded
L: 9.5 W: 9.5 H: 5 cm
Cut Out: 9 x 9 cm




Adjustable Brackets

TOBIA - 9879112

White Gypsum
Adjustable Brackets
LED GU10 1x10 Watt IP20
220-240 Volt Bulb Excluded
L: 9.5 W: 9.5 H: 5 cm
Cut Out: 9 x 9 cm





Adjustable Brackets

MIB - 9079601

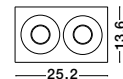
White Gypsum
Adjustable Brackets
LED GU10 1x10 Watt IP20
220-240 Volt Bulb Excluded
L: 13 W: 13 H: 5.8 cm
Cut Out: 13.8 x 13.8 cm



Adjustable Brackets

MIB - 9079600

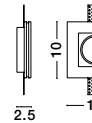
White Gypsum
Adjustable Brackets
LED GU10 1x10 Watt IP20
220-240 Volt Bulb Excluded
L: 25.2 W: 13.6 H: 5.8 cm
Cut Out: 25.8 x 13.7 cm



Adjustable Brackets

TOBIA - 9879107

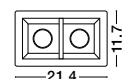
White Gypsum
LED GU10 1x10 Watt IP20
220-240 Volt Bulb Excluded
L: 10 W: 10 H: 2.5 cm
Cut Out: 10.5 x 10.5 cm



Adjustable Brackets

TOBIA - 61853201

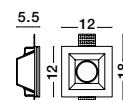
White Gypsum
Adjustable Brackets
LED GU10 2x10 Watt IP20
220-240 Volt Bulb Excluded
L: 21.4 W: 11.7 H: 6 cm
Cut Out: 21.7 x 12 cm



Adjustable Brackets

TOBIA - 9879101

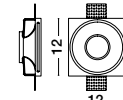
White Gypsum
Adjustable Brackets
LED GU10 1x10 Watt IP20
220-240 Volt Bulb Excluded
L: 12 W: 12 H: 5.5 cm
Cut Out: 12.5 x 12.5 cm




Adjustable Brackets

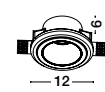
TOBIA - 9879104

White Gypsum
Adjustable Brackets
LED GU10 1x10 Watt IP20
220-240 Volt Bulb Excluded
L: 12 W: 12 H: 4.5 cm
Cut Out: 12.5 x 12.5 cm





Adjustable
Brackets



CRATE - 9091631

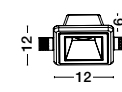
White Gypsum
LED GU10 1x10 Watt IP20
220-240 Volt Bulb Excluded
D: 12 H: 6 cm
Cut Out: 12.3 cm



- 9261 Black
- 9262 Silver
- 9263 Bronze
- 9264 Gold



Adjustable
Brackets



CRATE - 9090621

White Gypsum
LED GU10 1x10 Watt IP20
220-240 Volt Bulb Excluded
L: 12 W: 12 H: 6 cm
Cut Out: 12.3 cm



- 9161 Black
- 9162 Silver
- 9163 Bronze
- 9164 Gold





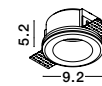
AR111



Adjustable Brackets

TOBIA - 9879111

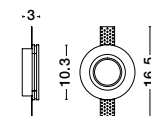
White Gypsum
Adjustable Brackets
LED GU10 1x10 Watt IP20
220-240 Volt Bulb Excluded
D: 9.2 H: 5.2 cm
Cut Out: 8.8 cm



Adjustable Brackets

COSIMO - 9879108

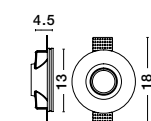
White Gypsum
LED GU10 1x10 Watt IP20
220-240 Volt Bulb Excluded
D: 10.3 H: 3 cm
Cut Out: 10.8 cm



Adjustable Brackets

COSIMO - 9879103

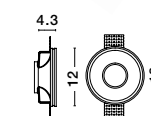
White Gypsum
Adjustable Brackets
LED GU10 1x10 Watt IP20
220-240 Volt Bulb Excluded
D: 13 H: 4.5 cm
Cut Out: 13.5 cm



Adjustable Brackets

COSIMO - 9879105

White Gypsum
Adjustable Brackets
LED GU10 1x10 Watt IP20
220-240 Volt Bulb Excluded
D: 12 H: 4.3 cm
Cut Out: 12.5 cm



Adjustable Brackets

VITALE - 41849401

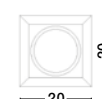
White Gypsum
Adjustable Brackets
AR111 1x50 Watt IP20
220-240 Volt Bulb Excluded
L: 20 W: 20 H: 8.5 cm
Cut Out: 20.5 cm



Adjustable Brackets

VITALE - 41849601

White Gypsum
Adjustable Brackets
AR111 1x50 Watt IP20
220-240 Volt Bulb Excluded
L: 20 W: 20 H: 8.5 cm
Cut Out: 20.5 x 20.5 cm





EURONA - 9879390

White Gypsum
MR11 GU4 1x20 Watt IP20
220-240 Volt Bulb Excluded
L: 10.8 W: 5.3 H: 24.5 cm
Cut Out: 11 x 24.7 cm



EURONA - 9879388

White Gypsum
MR11 GU4 1x20 Watt IP20
220-240 Volt Bulb Excluded
L: 8 W: 4.8 H: 16.5 cm
Cut Out: 8.2 x 16.7 cm



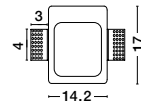
9879389

White Gypsum
LED 1 Watt 3000K IP20
Waiberlon Driver Included
L: 8 W: 4.8 H: 16.5 cm
Cut Out: 8.2 x 16.7 cm



CIROCCO - 6600801

White Gypsum
LED 1 Watt 3000K IP20
Driver Excluded
L: 14.2 W: 4.5 H: 17 cm
Cut Out: 14.5 x 17.3 cm



CIROCCO - 9600217

White Gypsum
LED 1 Watt 3000K IP20
Driver Excluded
L: 14.2 W: 4.5 H: 17 cm
Cut Out: 14.5 x 17.3 cm



CIROCCO - 5600601

White Gypsum
MR11 GU4 1x20 Watt
12 Volt IP20 Bulb Excluded
L: 10.5 W: 5 H: 24.3 cm
Cut Out: 10.8 x 24.9 cm



CIROCCO - 66018101


White Gypsum
MR11 GU4 1x20 Watt
L: 8 W: 4.8 H: 17 cm
Cut Out: 8.3 x 17.3 cm



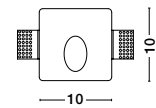
DRIVER - 9889134

Driver 2 Watt Waiberlon
Input: 220-240V AC 50/60Hz
Output: 3-4 VDC
500mA Not Dimmable






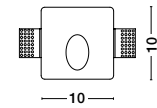
Adjustable Brackets



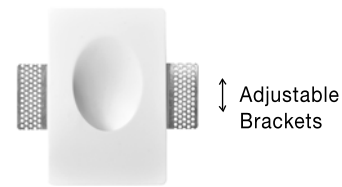
CIROCCO - 9879106
White Gypsum
LED 1 Watt CREE 3000K IP20
Waiberlon Driver Included
L: 10 W: 4.75 H: 10 cm
Cut Out: 10.3 x 10.3 cm



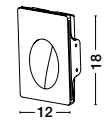
Adjustable Brackets




CIROCCO - 61886001
White Gypsum
LED 1 Watt CREE 3000K IP20
L: 10 W: 4.9 H: 10 cm
Cut Out: 10.3 x 10.3 cm



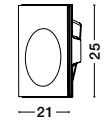
Adjustable Brackets




CIROCCO - 9188626
White Gypsum
LED 1 Watt CREE 3000K IP20
L: 12 W: 5.5 H: 18 cm
Cut Out: 12.3 x 18.3 cm



Adjustable Brackets



CIROCCO - 9602615
White Gypsum
LED GU10 1x10 Watt IP20
220-240 Volt Bulb Excluded
L: 21 W: 7.8 H: 25 cm
Cut Out: 21.3 x 25.3 cm



code	page	code	page	code	page	code	page	code	page	code	page	code	page		
6001	283	820002	350	7770410	220	8252010	114	8254429	178	9010162	56	9010209	46	9010317	70
6001	338	820202	362	7770441	283	8252011	99	8254430	178	9010163	56	9010211	35	9010317	97
6202	342	820203	362	7770442	310	8252012	99	8254431	178	9010164	56	9010212	35	9010318	34
6203	342	820602	361	7770443	310	8252013	99	8254432	178	9010165	56	9010213	46	9010319	34
6204	344	820603	361	7770444	310	8252014	99	8254433	181	9010166	20	9010216	394	9011130	20
6205	344	821601	410	7770445	310	8252015	96	8254434	181	9010168	48	9010217	394	9011140	20
6206	345	821602	410	7770630	230	8252016	96	8254441	180	9010169	48	9010218	394	9011311	406
6207	345	834801	330	7770632	230	8252017	96	8254442	180	9010170	48	9010219	224	9011312	406
6208	342	834802	330	7770633	230	8252019	70	8254443	180	9010171	48	9010220	394	9011761	287
6209	342	834863	354	8000502	294	8252019	97	8254444	180	9010172	50	9010236	58	9011762	287
9161	430	834864	354	8000503	294	8252020	70	8254445	181	9010173	50	9010237	58	9011763	283
9162	430	834865	354	8001402	296	8252020	97	8770411	220	9010174	50	9010238	58	9011763	287
9163	430	834866	354	8008801	222	8252021	70	8770412	220	9010175	50	9010239	58	9011763	338
9164	430	834867	354	8008802	222	8252021	97	8770413	220	9010176	48	9010240	58	9011765	287
9261	430	834867	402	8014909	298	8252025	112	8770414	220	9010177	48	9010241	58	9011851	222
9262	430	834868	354	8014910	298	8252026	112	8925201	106	9010178	48	9010242	58	9011852	222
9263	430	834868	402	8016905	294	8252027	112	8925202	106	9010179	48	9010243	58	9011861	218
9264	430	834869	402	8016905	296	8252028	112	8925204	105	9010180	42	9010244	58	9011862	218
62000	338	834870	402	8016905	298	8252030	114	8925216	116	9010181	42	9010245	58	9011871	218
62002	380	998091	361	8016906	294	8252031	114	8925220	116	9010182	42	9010246	58	9011872	218
62004	380	998092	361	8016906	296	8252032	114	9000351	322	9010183	30	9010247	58	9011921	411
62006	282	4192401	422	8016906	298	8252034	103	9000352	322	9010184	30	9010248	60	9011922	411
62007	282	5600601	434	8016909	296	8252035	102	9008801	184	9010185	31	9010249	60	9011941	214
62014	342	6600801	434	8018509	294	8252036	102	9008815	184	9010186	31	9010250	60	9011942	214
62015	342	6800202	319	8019109	298	8252037	97	9010100	50	9010187	32	9010251	60	9011951	214
62016	344	7200401	420	8019310	298	8252038	97	9010101	50	9010188	32	9010252	60	9011952	214
62017	344	7200601	416	8033409	296	8252039	116	9010102	50	9010189	35	9010253	60	9012121	328
62018	338	7201201	336	8035601	280	8252040	110	9010103	22	9010190	36	9010254	60	9012122	328
62019	339	7201202	336	8038401	318	8254401	178	9010104	22	9010191	36	9010300	26	9012171	349
62200	338	7201401	336	8038801	318	8254402	178	9010112	20	9010192	36	9010301	26	9012172	349
62201	339	7201402	336	8039001	318	8254403	178	9010120	20	9010193	36	9010302	26	9012173	349
62202	338	7201601	418	8044809	294	8254404	178	9010130	27	9010194	39	9010303	26	9012174	349
62221	339	7404601	384	8044909	294	8254406	180	9010130	56	9010195	39	9010304	26	9012175	349
64001	283	7404602	384	8058001	316	8254407	180	9010138	278	9010196	38	9010305	26	9012181	360
64001	338	7409001	384	8059409	296	8254408	181	9010139	278	9010197	38	9010306	26	9012182	360
72002	380	7409002	384	8090801	316	8254409	181	9010140	278	9010198	38	9010307	20	9012183	360
72004	380	7409601	396	8125801	280	8254411	180	9010141	278	9010199	38	9010308	20	9012184	360
92001	378	7409602	396	8252001	94	8254412	112	9010142	278	9010200	39	9010309	20	9012191	326
92002	378	7409603	396	8252002	94	8254413	112	9010143	278	9010201	39	9010310	20	9012192	326
92003	378	7409604	396	8252003	96	8254414	112	9010144	278	9010202	35	9010311	20	9012201	326
94500	339	7410401	411	8252004	112	8254415	112	9010145	278	9010203	35	9010312	22	9012202	326
516276	418	7410402	411	8252005	112	8254416	112	9010146	278	9010204	44	9010313	22	9012281	406
620010	282	7600601	434	8252006	112	8254417	112	9010147	278	9010205	44	9010314	22	9012282	406
620014	282	7770407	220	8252007	112	8254418	112	9010148	278	9010206	44	9010315	22	9012291	408
620015	282	7770408	220	8252008	116	8254419	112	9010160	56	9010207	46	9010316	70	9012292	408
820001	350	7770409	220	8252009	116	8254425	180	9010161	56	9010208	46	9010316	97	9012301	408

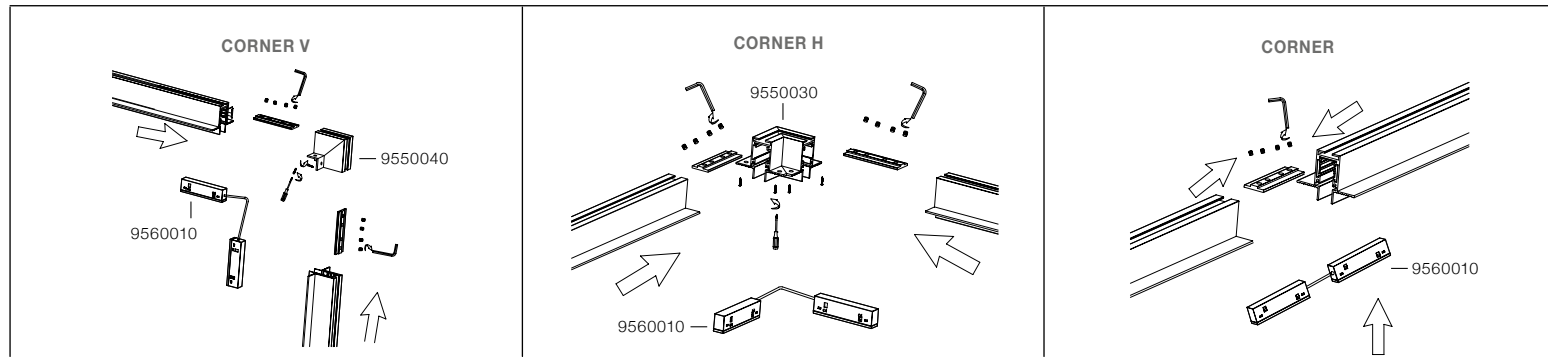
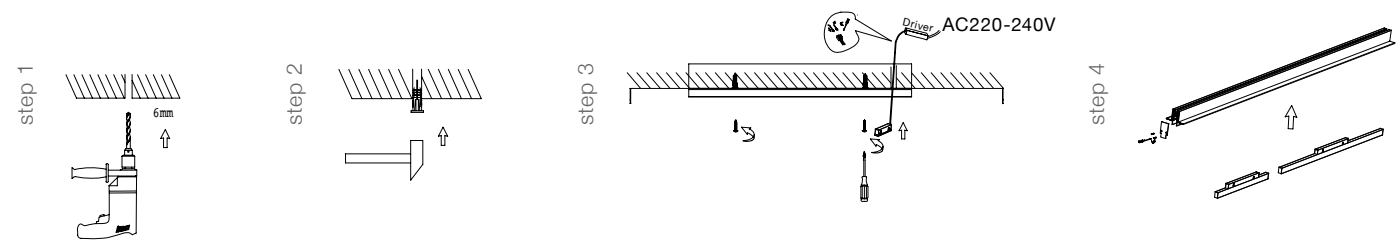
code	page	code	page	code	page	code	page	code	page	code	page	code	page	code	page
9012302	408	9028808	145	9052015	270	9058990	192	9070153	304	9090292	148	9136124	76	9136200	54
9012662	114	9028811	368	9052016	231	9060100	200	9070154	290	9090293	148	9136125	76	9136201	54
9012671	115	9028813	368	9052017	231	9060111	368	9070155	290	9090621	430	9136130	78	9136202	24
9012672	115	9028817	150	9058100	188	9060200	200	9070156	206	9091631	430	9136131	78	9136203	24
9012673	116	9028818	150	9058101	188	9060209	269	9070157	206	9097021	271	9136135	76	9136204	24
9012674	115	9028820	130	9058102	188	9060210	269	9070158	206	9097022	271	9136136	76	9136290	69
9012675	115	9028838	150	9058103	198	9060211	269	9070159	208	9110020	64	9136140	82	9136303	68
9012676	114	9028921	128	9058104	196	9060212	269	9070160	208	9110021	64	9136141	82	9136323	74
9012677	96	9028922	128	9058105	198	9060400	200	9070161	208	9110022	69	9136142	82	9136335	66
9013620	116	9028923	128	9058106	196	9060500	190	9070162	367	9110024	69	9136143	84	9136338	64
9013720	116	9028924	145	9058107	198	9060600	190	9070163	366	9110112	334	9136144	84	9136360	74
9015110	382	9028925	150	9058108	196	9060700	190	9070164	366	9110113	334	9136145	84	9162445	420
9015111	382	9028981	130	9058109	199	9060800	190	9070171	144	9110114	334	9136146	84	9164041	418
9017391	322	9030410	337	9058110	196	9060900	366	9070172	144	9110115	334	9136147	82	9164923	416
9017392	322	9030411	337	9058111	194	9060950	118	9071021	286	9111504	360	9136148	84	9166041	420
9017402	323	9030412	352	9058112	192	9060960	118	9071022	286	9111505	360	9136149	82	9166821	416
9017403	323	9030413	352	9058113	194	9060970	118	9072815	312	9111506	360	9136150	82	9168303	416
9017812	280	9030414	352	9058114	192	9060980	118	9075916	312	9111626	404	9136151	84	9168544	416
9019212	318	9030415	352	9058115	194	9060990	118	9076117	312	9112672	100	9136151	123	9168562	418
9019213	318	9030416	348	9058116	192	9062301	210	9079600	428	9112690	100	9136152	120	9170202	421
9020170	280	9030417	348	9058117	194	9062302	210	9079601	428	9113221	356	9136153	120	9174151	337
9020170	312	9030418	351	9058118	192	9063609	176	9080010	22	9113222	356	9136154	120	9174152	337
9020170	316	9030419	351	9058119	200	9063610	176	9080020	22	9113231	224	9136155	120	9174511	350
9020170	318	9030420	362	9058120	200	9063611	176	9080100	166	9113777	291	9136156	120	9174512	350
9020171	286	9030421	362	9058121	200	9063612	176	9080110	166	9113778	291	9136157	120	9175513	362
9020171	294	9030422	340	9058122	200	9065023	303	9080120	164	9114401	386	9136158	120	9175514	362
9020171	296	9030423	340	9058123	190	9065121	303	9080130	164	9114402	386	9136159	120	9180006	156
9020171	298	9030424	340	9058124	190	9070126	98	9080140	162	9117001	374	9136160	122	9180015	156
9020173	303	9030425	340	9058125	190	9070127	98	9080150	164	9117002	374	9136161	122	9180120	154
9020174	303	9030426	351	9058126	190	9070128	76	9080160	164	9118106	370	9136162	123	9180120	158
9020176	303	9030427	351	9058200	188	9070129	118	9080170	162	9118151	210	9136163	123	9180121	154
9025201	114	9030428	362	9058300	198	9070130	118	9080201	280	9118152	210	9136164	122	9180122	154
9028310	136	9030429	362	9058400	196	9070131	306	9080202	280	9118635	370	9136165	123	9180123	154
9028311	136	9030430	218	9058500	198	9070132	306	9082171	418	9123131	217	9136166	123	9180561	148
9028348	132	9030431	356	9058600	196	9070133	306	9084071	414	9123132	217	9136167	122	9180562	148
9028600	126	9030432	358	9058700	198	9070134	306	9084081	414	9123141	204	9136168	122	9180563	134
9028750	132	9030433	358	9058800	196	9070135	216	9090281	148	9123142	204	9136190	80	9180564	134
9028751	132	9030434	358	9058900	198	9070136	216	9090282	148	9136100	66	9136191	80	9180565	142
9028752	134	9030435	358	9058910	196	9070137	383	9090283	146	9136101	64	9136192	80	9180566	142
9028800	126	9031616	316	9058920	194	9070138	383	9090284	146	9136105	69	9136193	80	9180567	142
9028801	145	9045418	316	9058930	192	9070140	367	9090285	148	9136110	73	9136194	80	9180568	142
9028803	126	9045514	316	9058940	194	9070141	304	9090286	148	9136111	73	9136195	52	9180569	142
9028804	145	9050920	303	9058950	192	9070142	304	9090288	146	9136120	78	9136196	52	9180660	154
9028805	145	9052012	270	9058960	194	9070143	304	9090289	146	9136121	78	9136197	52	9180660	158
9028806	145	9052013	270	9058970	192	9070151	304	9090290	146	9136122	76	9136198	52	9180661	158
9028807	145	9052014	270	9058980	194	9070152	304	9090291	146	9136123	78	9136199	52	9184311	410

code	page	code	page	code	page	code	page	code	page	code	page	code	page	code	page
9184312	410	9203111	319	9350444	330	9492811	252	9492857	245	9550011	12	9580623	284	9621506	34
9184371	400	9203112	319	9366461	74	9492812	248	9492858	238	9550012	12	9580624	284	9621506	236
9184372	400	9203113	319	9366462	74	9492813	248	9492859	240	9550013	12	9580625	284	9621507	18
9184373	400	9212672	100	9387001	398	9492814	248	9492860	240	9550014	13	9580626	284	9621507	34
9184374	400	9212690	100	9387002	398	9492815	248	9492861	238	9550020	13	9580627	290	9621507	236
9184375	400	9223111	314	9387003	398	9492816	252	9492862	238	9550030	15	9580628	290	9621508	70
9184376	400	9223112	314	9387004	398	9492817	254	9492863	240	9550040	15	9580629	206	9621508	97
9188626	436	9232111	268	9388901	355	9492818	254	9492864	240	9550060	15	9580630	206	9621509	70
9190110	372	9232112	268	9388902	355	9492819	262	9492865	246	9550070	14	9580631	206	9621509	97
9190130	372	9232113	268	9418425	352	9492820	262	9492866	246	9550080	16	9580632	208	9621510	70
9190350	140	9232114	268	9418426	352	9492821	238	9492867	260	9550090	16	9580633	208	9621510	97
9190615	150	9232115	288	9418501	332	9492822	238	9492868	260	9551810	376	9580634	208	9621511	70
9190619	150	9232116	288	9418502	332	9492823	240	9492869	258	9551820	376	9580635	367	9621511	97
9190800	140	9232117	288	9419421	402	9492824	240	9492870	258	9551830	376	9580636	376	9700301	300
9193421	228	9232118	288	9419422	402	9492825	238	9492871	260	9560010	16	9580637	376	9700302	300
9193422	228	9232119	288	9419470	348	9492826	238	9492872	240	9560011	26	9580638	376	9700303	300
9193423	228	9232120	288	9419471	348	9492827	240	9492873	254	9560020	16	9580639	284	9700304	300
9193424	228	9232121	314	9420481	355	9492828	240	9492874	258	9560030	16	9580640	284	9700305	300
9193425	228	9232122	314	9420482	355	9492829	250	9492875	244	9560035	26	9580641	284	9700306	300
9193426	228	9232126	302	9430124	324	9492830	250	9492876	245	9560040	16	9580642	284	9700307	300
9193427	228	9232127	302	9430125	324	9492831	250	9492877	248	9560210	14	9580643	284	9701001	332
9193429	229	9232130	311	9430241	324	9492832	250	9492878	248	9560220	14	9580644	284	9707701	332
9193431	228	9232131	311	9430242	324	9492833	252	9492879	238	9570001	272	9580645	284	9712101	332
9193432	228	9236105	68	9430551	324	9492834	256	9492880	238	9570002	272	9580646	284	9712102	332
9193433	228	9236106	72	9430552	324	9492835	254	9492881	240	9570003	272	9600217	434	9713003	300
9193434	228	9236106	110	9441181	388	9492836	256	9492882	240	9570004	272	9602615	436	9715100	300
9193435	228	9236107	72	9441182	388	9492837	254	9492883	246	9570005	274	9621500	18	9720101	384
9193436	228	9236108	70	9441291	388	9492838	246	9492884	258	9570006	274	9621500	34	9720102	384
9193437	228	9236109	70	9441292	388	9492839	246	9492885	260	9570007	274	9621500	236	9811361	72
9193439	229	9236323	74	9450881	405	9492840	242	9530110	308	9570008	274	9621501	18	9811362	72
9193441	230	9236360	74	9450882	405	9492841	242	9530120	308	9570009	274	9621501	34	9831050	414
9193442	230	9252001	108	9460971	404	9492842	242	9530130	308	9570010	274	9621501	236	9831051	414
9193443	230	9252002	108	9460972	404	9492843	242	9530140	308	9570011	274	9621502	18	9844011	266
9193444	231	9252003	110	9460980	224	9492844	260	9530150	386	9570012	274	9621502	34	9844012	266
9193445	231	9252004	110	9460985	224	9492845	260	9530160	386	9570016	272	9621502	236	9844013	266
9193446	231	9252005	108	9492800	234	9492846	258	9540100	170	9570017	272	9621503	18	9844014	266
9193447	229	9252006	108	9492801	234	9492847	258	9540110	170	9577012	414	9621503	34	9844015	267
9193448	229	9252007	110	9492802	244	9492848	258	9540120	170	9577013	414	9621503	84	9844016	267
9193451	230	9252008	110	9492803	244	9492849	258	9540130	170	9580010	90	9621503	123	9844017	267
9193452	230	9252010	110	9492804	244	9492850	260	9540140	169	9580020	90	9621504	18	9844018	267
9193453	230	9252011	110	9492805	244	9492851	260	9540150	168	9580030	90	9621504	34	9879101	428
9193454	231	9252012	110	9492806	245	9492852	246	9540160	166	9580040	88	9621504	236	9879102	426
9193455	231	9252015	96	9492807	245	9492853	246	9540160	168	9580050	88	9621505	18	9879103	433
9193456	231	9350441	332	9492808	245	9492854	244	9540170	171	9580060	88	9621505	34	9879104	428
9193457	229	9350442	332	9492809	250	9492855	244	9540180	171	9580621	284	9621505	236	9879105	433
9193458	229	9350443	330	9492810	250	9492856	245	9550010	12	9580622	284	9621506	18	9879106	436

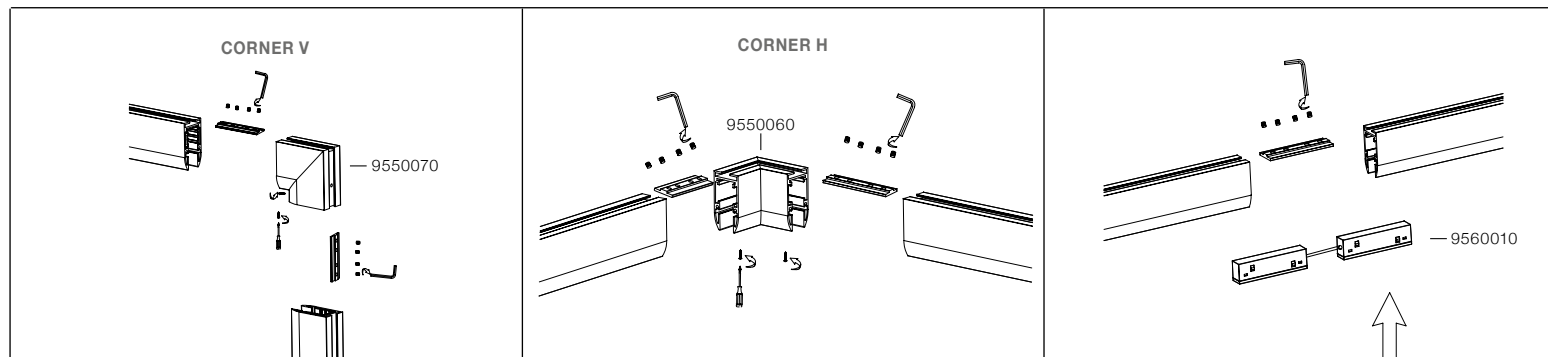
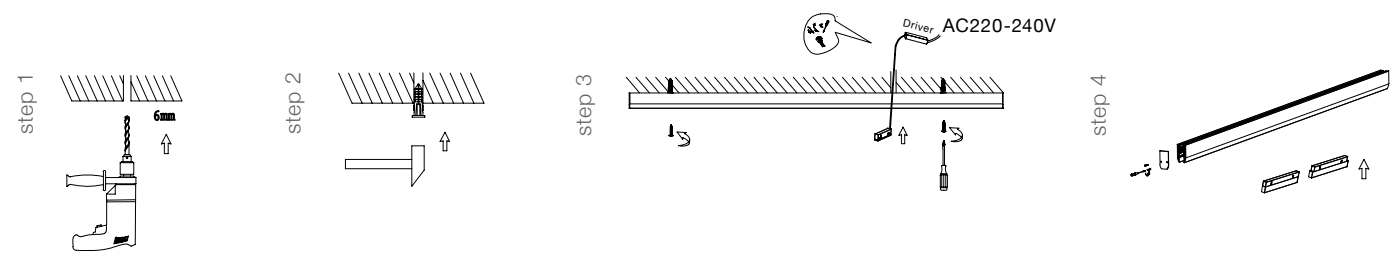
9879107 428	9988100 170	9010154SS 278
9879108 433	9988110 169	9010154W 278
9879109 426	9988120 168	9010155B 278
9879110 426	9988200 172	9010155BS 278
9879111 433	9988201 172	9010155G 278
9879112 426	9988202 172	9010155SS 278
9879113 426	9988203 172	9010155W 278
9879388 434	9988204 172	9010156B 278
9879389 434	9988205 172	9010156BS 278
9879390 434	9988206 172	9010156G 278
9879391 434	9988207 172	9010156SS 278
9889134 434	9988208 173	9010156W 278
9910010 72	9999100 66	9060300 200
9911523 390	9999101 66	9570013B 276
9911524 390	9999110 68	9570013B 278
9911525 391	9999120 68	9570013BS 276
9911526 391	9999130 73	9570013BS 278
9911527 393	41637801 418	9570013G 276
9911528 393	41667801 417	9570013G 278
9911529 392	41688001 416	9570013SS 276
9911530 392	41688601 418	9570013SS 278
9912600 101	41849401 432	9570013W 276
9912601 104	41849601 432	9570013W 278
9912602 104	41860201 423	9570014B 276
9912603 101	41860401 423	9570014B 278
9912605 101	41880201 423	9570014BS 276
9912610 101	41880401 423	9570014BS 278
9912611 104	51684201 418	9570014G 276
9912612 104	51686001 420	9570014G 278
9912620 101	51852801 422	9570014SS 276
9913071 212	51854001 422	9570014SS 278
9913072 212	61623401 417	9570014W 276
9913073 212	61625401 421	9570014W 278
9913074 212	61642201 420	9570015B 276
9920015 72	61702401 420	9570015B 278
9970100 166	61853201 428	9570015BS 276
9970101 166	61853202 422	9570015BS 278
9970102 164	61853601 422	9570015G 276
9970103 164	61886001 436	9570015G 278
9970104 162	66018101 434	9570015SS 276
9970200 164	6800201 319	9570015SS 278
9970210 164	8254410 B 180	9570015W 276
9970220 162	8254410 W 180	9570015W 278
9980570 142	9010154B 278	9701002 332
9980751 134	9010154BS 278	
9980752 134	9010154G 278	

<p>A</p> <p>402 AILA 304 AKIRA 370 AMADEO</p> <p>B</p> <p>318 BANG 319 BANG 374 BELAR 423 BELINA 298 BELLUNO 384 BERNARDO 288 BLADE 423 BONA 170 BONGO 388 BOSTON 97 BOX 322.323 BRAD 290 BRADY 396 BRANDO 30.31.32 BREDA 268 BREE 340 BROOK 94 BUXTON 103 BUXTON 03 108 BUXTON L</p> <p>C</p> <p>170 CABLE 332.421 CADMO 306 CANTIA 16.72.96 CAP 101.110.104 287 CARPO 324 CEDI 342.344.345 CID 434.436 CIROCCO 16.35.72.96 CONNECTOR 101.110.168.172 169 CORNER 426.433 COSIMO 96 COVER 430 CRATE 140 CRIMSON 136 CRON 414 CRONUS 36.100 CURVE</p> <p>D</p> <p>26.56 DALI BUS 26 DALI CONNECTOR 26 DALI POWER CONNECTOR 312 DESERT 410 DEXTER 180 DIDO 126.128 DION 224 DISS 366 DOC 18.34.70 DRIVER 238.294.296 298.300 303.312 DRIVER 316.332.338 434.97 270.280 DRIVER 286.287 35.70 DRIVER BOX</p> <p>E</p> <p>35.169.173 END CAP 180.181 170 ENERGY END CAP 330.336 ENZO 348.398 ESCA 206.208 EURIKA 434 EURONA</p> <p>F</p> <p>130 FEDON</p> <p>G</p> <p>181 GAGA 184 GAL 355 GARF</p>	<p style="text-align: right;">282 GEMA 352 GENER 178 GENT 402 GIA 282 GIO 350.355 GOZZANO 134 GRAMMI 01 134 GRAMMI 02 132 GRAMMI 03 132 GRAMMI 04 132.134 GRAMMI 05</p> <p style="text-align: right;">173 H CONNECTOR 88 HALO 166.168.171 HANGING ELEMENT 337 HAP 220 HERM 274 HOMER 300.332 HONEYCOMB</p> <p>H</p> <p style="text-align: right;">418 ICARUS 236 IMAGINE 172 INSTALLATION RAIL 404 INUS</p> <p>I</p> <p style="text-align: right;">310 JUNO</p> <p>J</p> <p style="text-align: right;">216 KAMALA</p> <p>K</p> <p style="text-align: right;">96.110.180 KIT 72 KIT B 212 KORS</p> <p>L</p> <p style="text-align: right;">204 LAVISH 294 LAZIO 162.164.166 LINA 106 LOOP 01 106 LOOP 02 382 LOT 352 LOYD 372 LUCCELO 284.291 LUELA</p> <p>M</p> <p style="text-align: right;">300 MAGGY 154.158 MAGNA 368 MARGE 354 MARUPE 283.338 MEA 428 MIB 384 MINIAIR 210 MONVEL</p> <p>N</p> <p style="text-align: right;">360 NAMI 308 NARUTO 319 NATAL 348 NED 411 NET 414 NETUNE 422 NEVIO 349.360 NIDO 405 NOSA</p> <p>O</p> <p style="text-align: right;">386 OBERON 296 OLBIA 269 ONO 422 ORAZIO 400 OSLO 418.420 OTELLO 338.339 OTTAVIA 314 OVO</p> <p>P</p> <p style="text-align: right;">383 PAD 224 PARIS 316 PASSAGGIO 188-200 PERFECT 400 PERO 266.267 PETIT 392.393 PICTO</p>	<p style="text-align: right;">311 PIN 64-66 PLANET 142 PLUS 226.390 POGNO 391.394 16.35.72 POWER CONNECTOR 96.110 168.171 POWER SUPPLY 142 PUZZLE</p> <p>Q</p> <p style="text-align: right;">14.15.38 Q CONNECTOR 68.99.110 68-69 Q-CORNER</p> <p>R</p> <p style="text-align: right;">338.339 RAENA 44-46 REACT 332 REDO 334 REINA 420 RENATA 361.362 RENDE 287.349 RING 354.360.402 358 ROBIN 218 ROLLER 158 RUB</p> <p>S</p> <p style="text-align: right;">416.417 SANDRO 418.420 72.96.180 SCREW 286.270 SELENE 105 SIGN 104 SIN 12-13 SLIM 176 SMART LINA 42 SONIK 303 SOREL 376 SPECTRE 326 STAF 302 SWAN</p> <p>T</p> <p style="text-align: right;">38.39.98 T CONNECTOR 330 TAKE 328 TEX 218.356 THOMAS 271 TIF 16.74 TINT 280 TINY 426.428.433 TOBIA 406.408 TOD 173 TOOL 34.70.97 TRACK DRIVER 102 TREE 01 102 TREE 02 82.110.123.70 TRIAC CONTROLLER 18.34.84.123 TRIAC DRIVER</p> <p>U</p> <p style="text-align: right;">272 UHO 351 ULTY 411 UMBERTO 378.380 UNIVERSAL</p> <p>V</p> <p style="text-align: right;">14.15.38.39 V CONNECTOR 68.69.99.110 432 VITALE</p> <p>W</p> <p style="text-align: right;">410 WAN 217 WANG 214 WEST</p> <p>X</p> <p style="text-align: right;">38.39.98 X CONNECTOR</p> <p>Z</p> <p style="text-align: right;">134.142 ZED 338.339 ZELMIRA 180.421 ZERINO 414 ZERO 314 ZETAN</p>
---	--	--

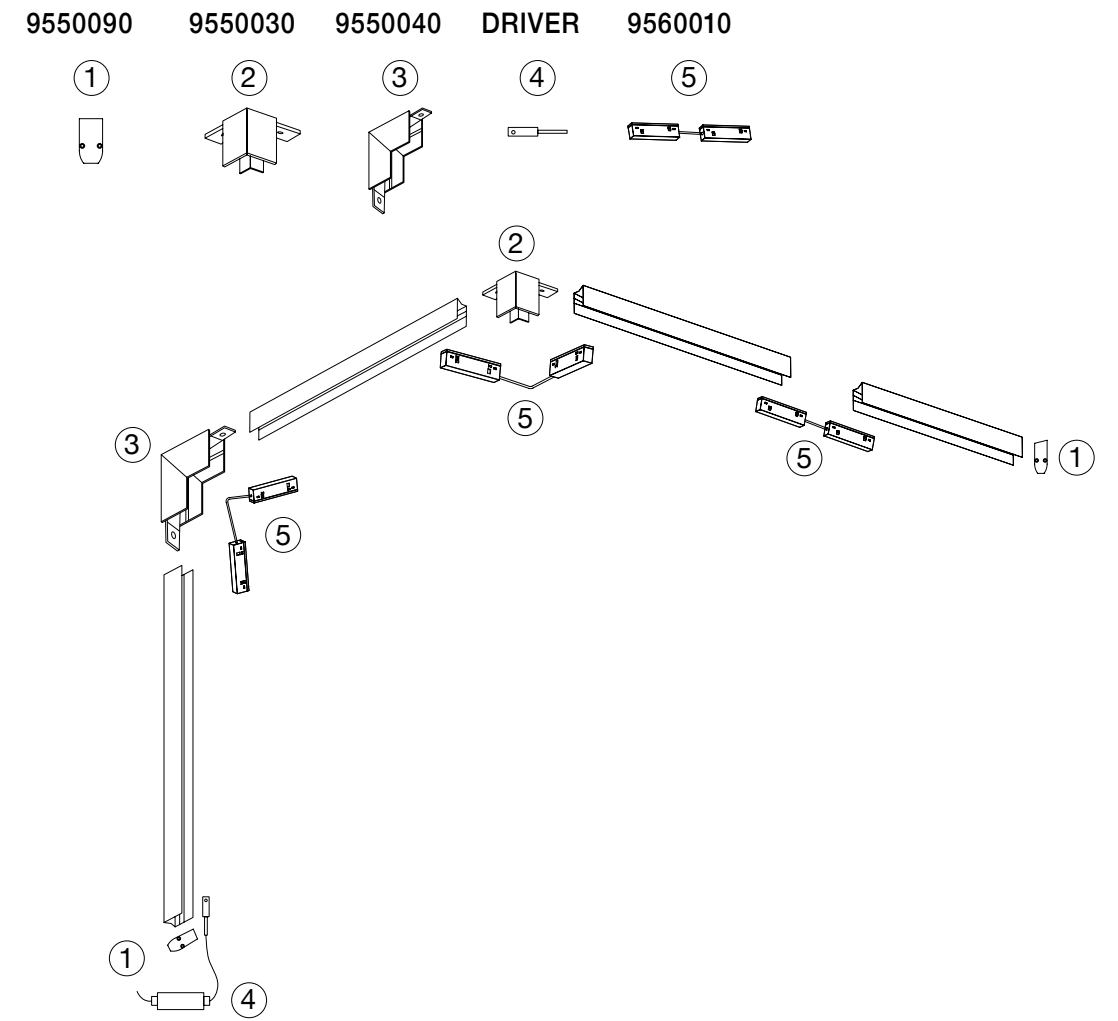
HOW TO CONNECT SLIM RAIL (RECESS APPLICATION) PAGE 012



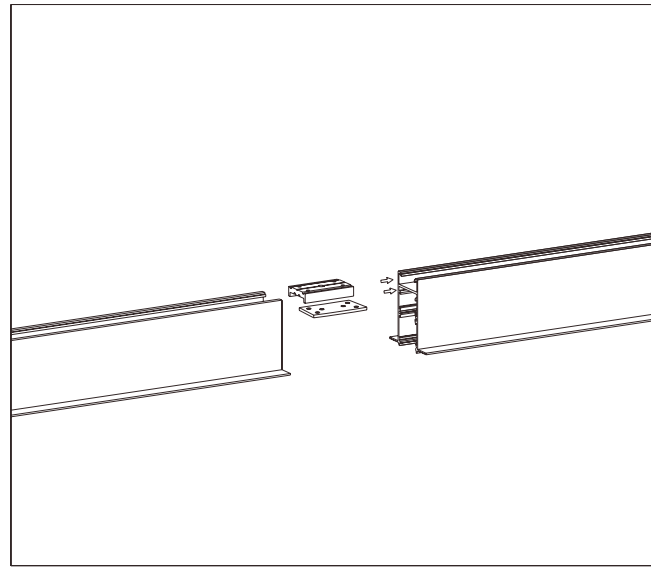
HOW TO CONNECT SLIM RAIL (SURFACE - PENDANT APPLICATION) PAGE 013



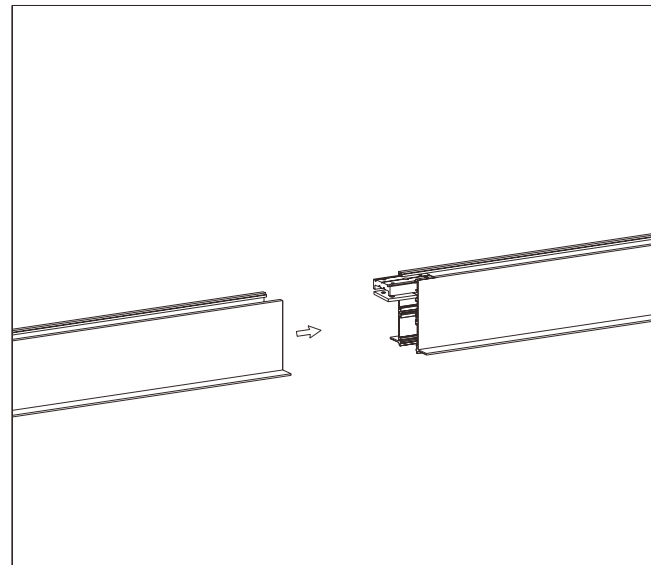
INSTALLATION INSTRUCTION FOR SLIM RAIL PAGE 014



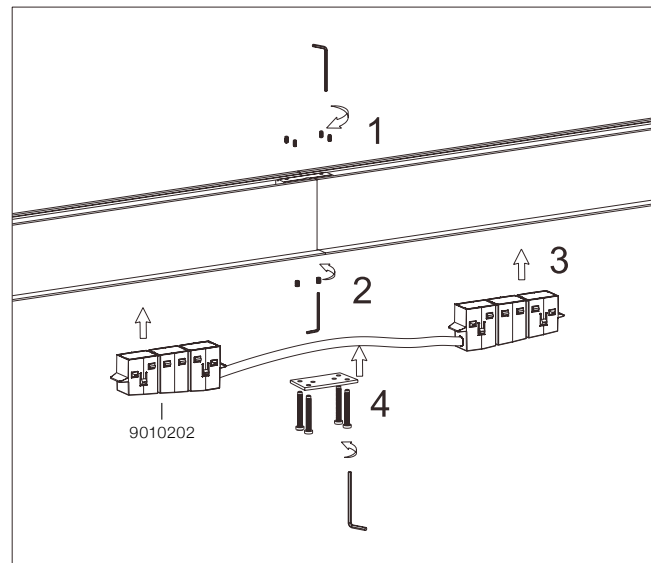
step 1



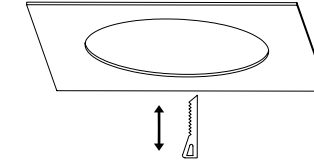
step 2



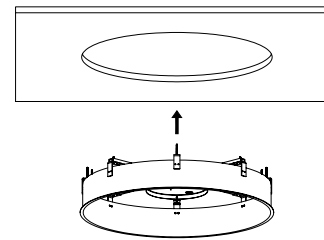
step 3



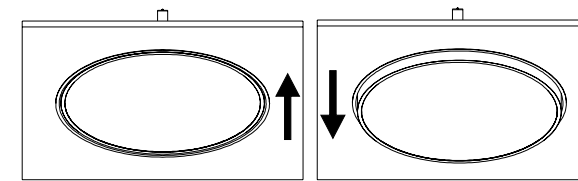
step 1



step 2



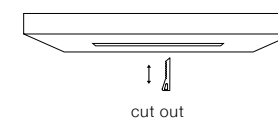
step 3



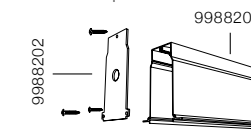
ADJUSTABLE HEIGHT 0-5 CM

HOW TO INSTALL INSTALLATION RAIL PAGE 172

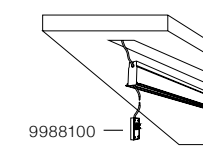
step 1: Cut Out the ceiling 4.2cm.



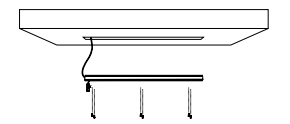
step 2: Place to 9988200 and End Cap 9988202.



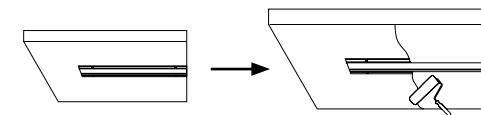
step 3: Place in the other side of 9988200 energy end cap 9988190.



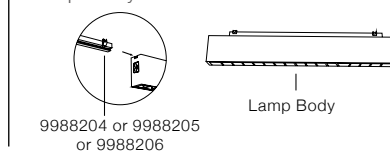
step 4: Place 9988200 into the ceiling with screws.



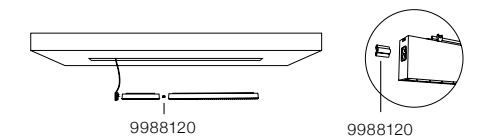
step 5: Cover the edge of 9988200 by plaster & paint the ceiling.



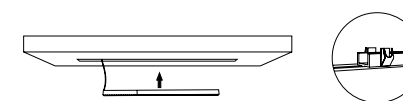
step 6: Insert a connecting bar 9988204 or 9988205 or 9988206 into the top of the lamp body.



step 7: Use 9988120 to connect a lamp body to the next.

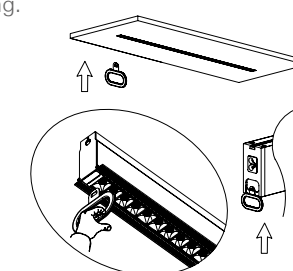


step 8: Put the connected lamp body as a whole into 9988200.




REMOVE THE INSTALLATION

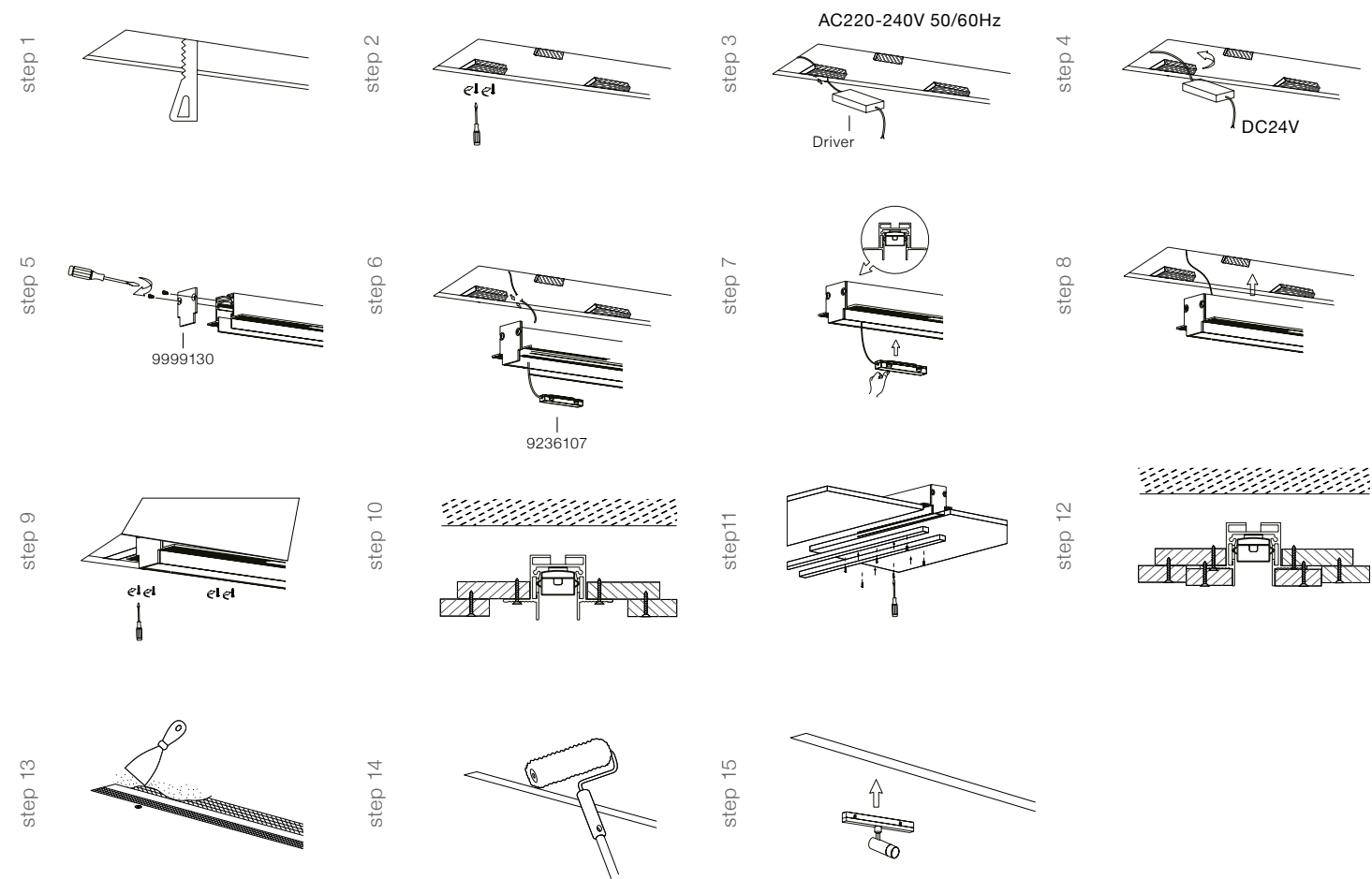
step 1: Use 9988207 to remove it by ceiling.



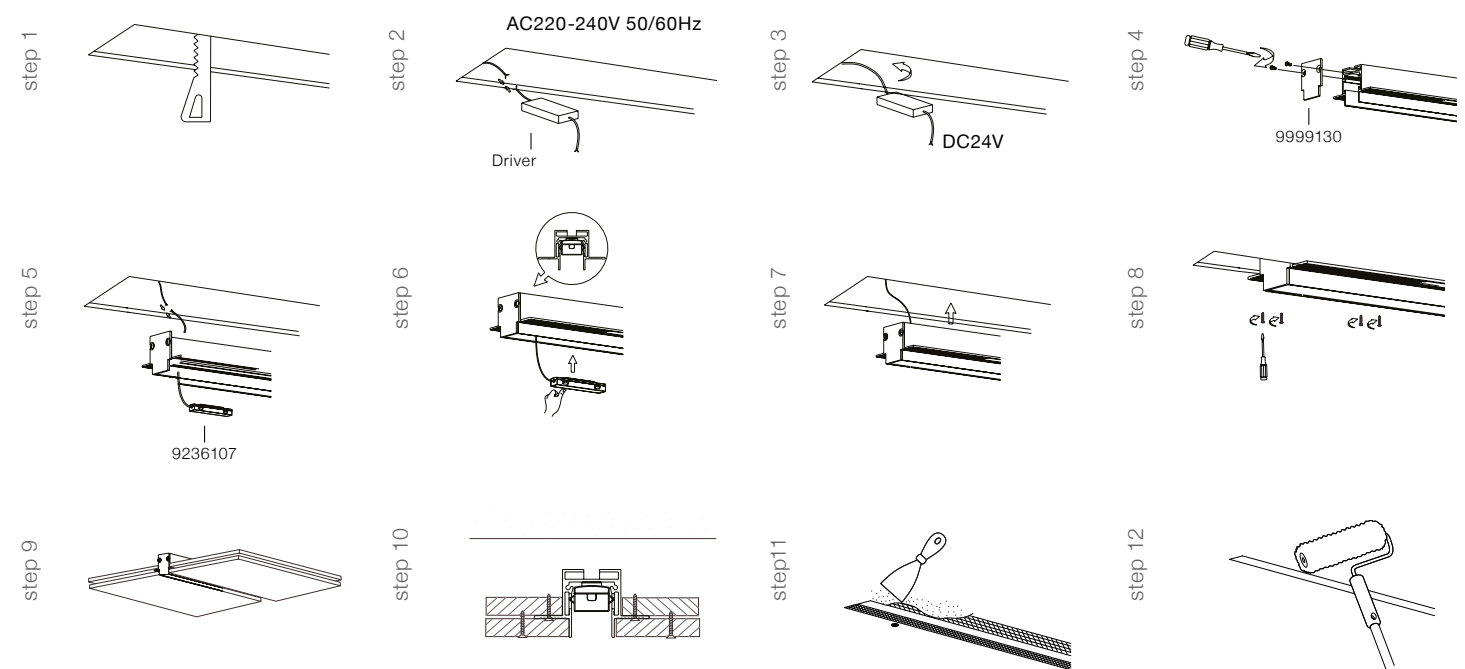
step 2



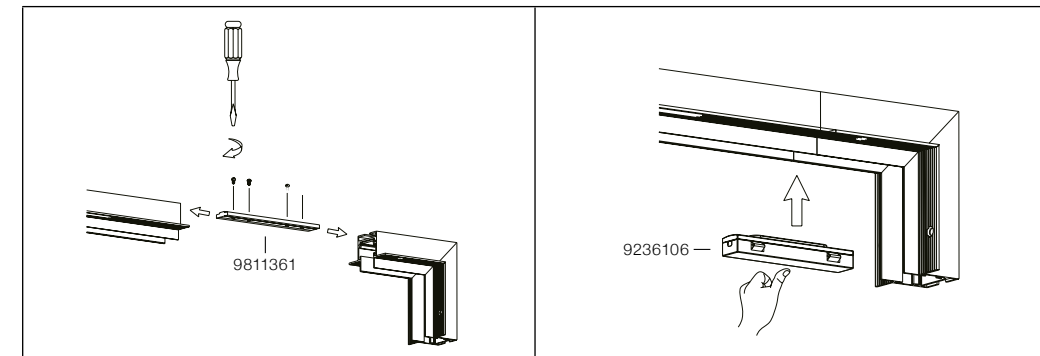
HOW TO CONNECT PLANET RAIL (RECESS APPLICATION) PAGE 066



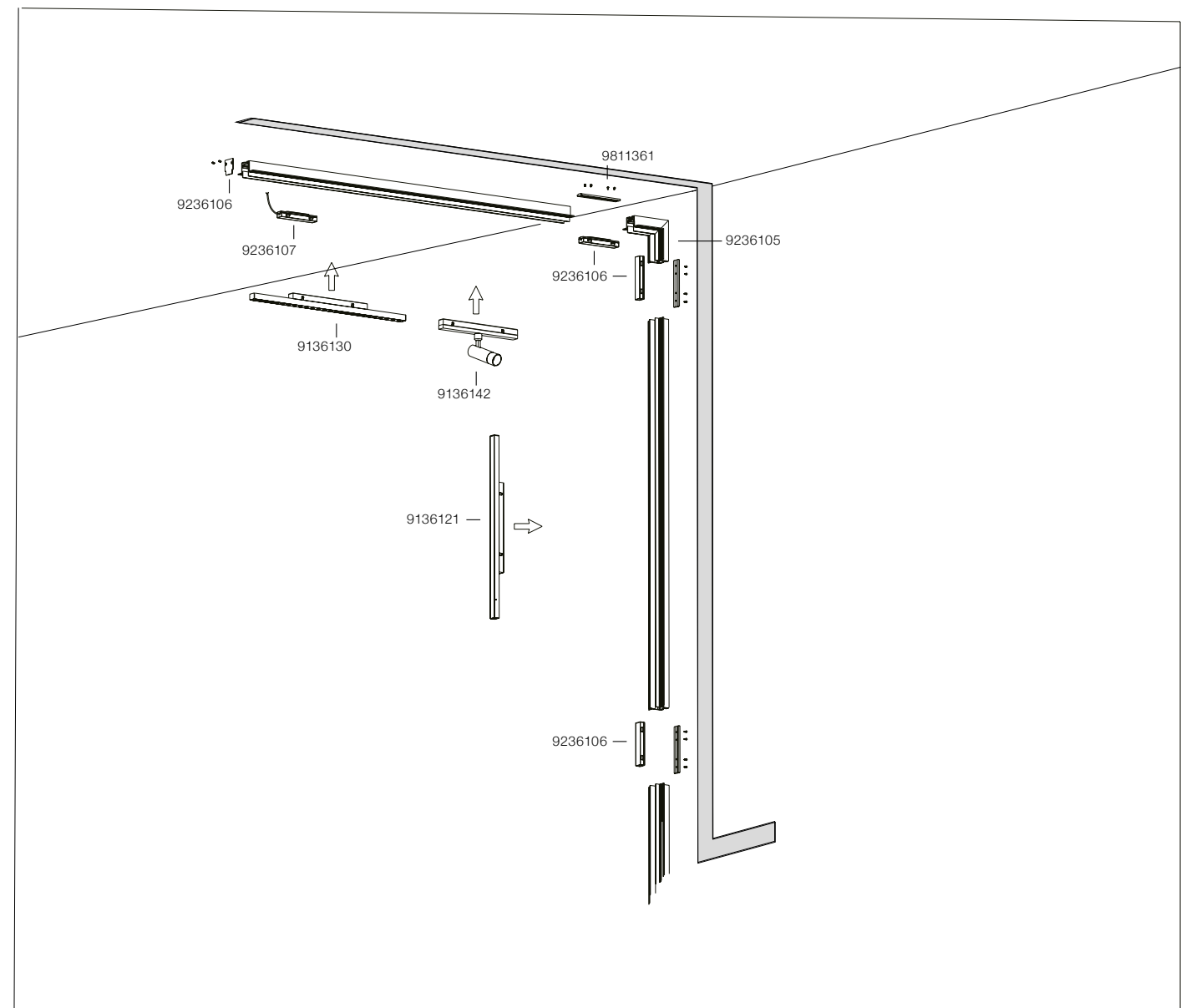
SECOND WAY OF CONNECTION



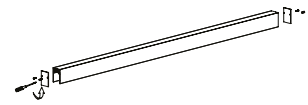
HOW TO CONNECT TWO PROFILES PAGE 072



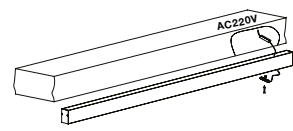
INSTALLATION INSTRUCTION FOR PLANET RAIL (RECESS APPLICATION) PAGE 066



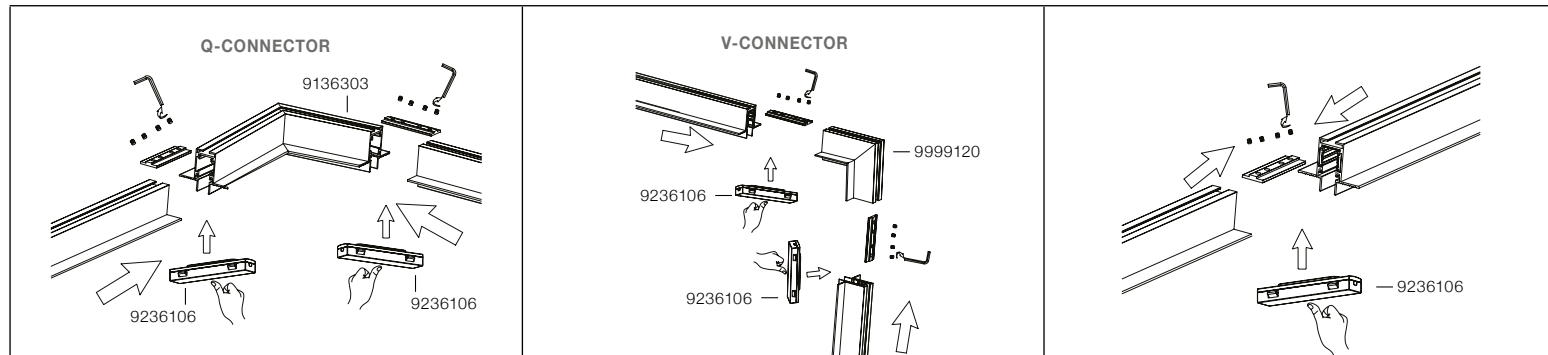
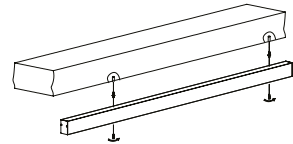
step 1



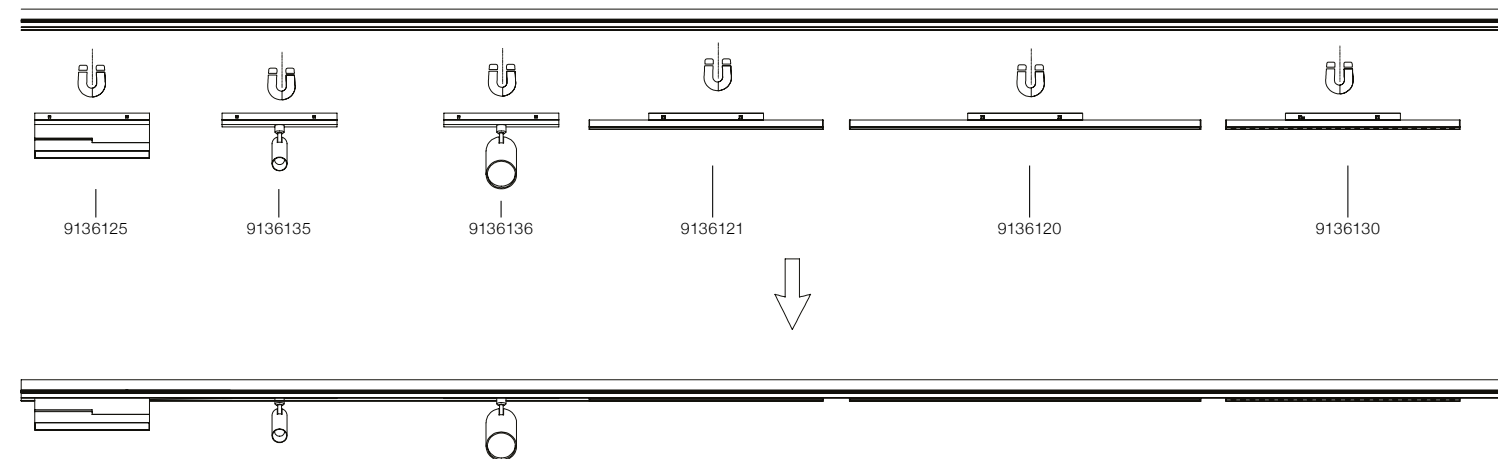
step 2



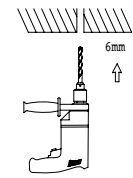
step 3



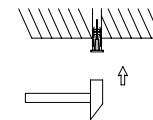
INSTALLATION



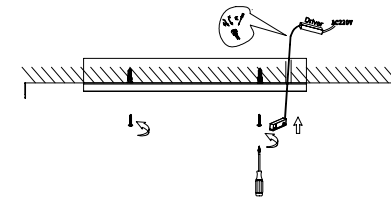
step 1



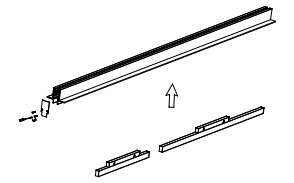
step 2



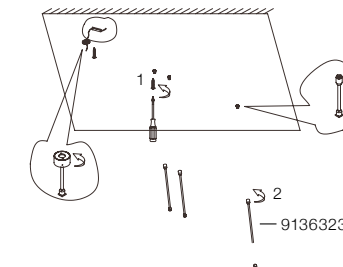
step 3



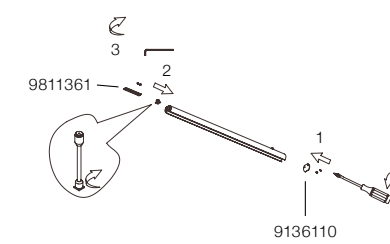
step 4



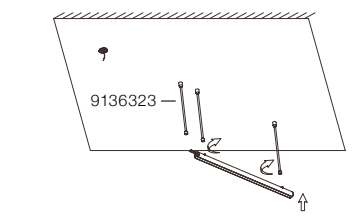
step 5



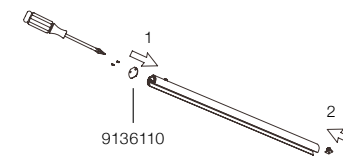
step 6



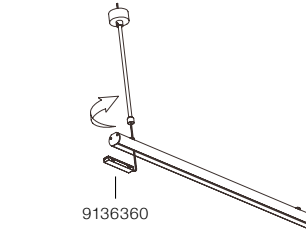
step 7



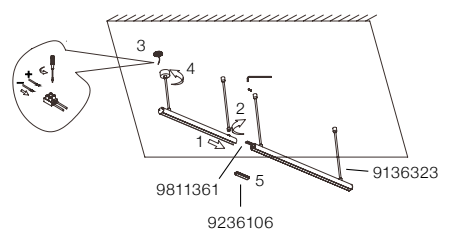
step 8



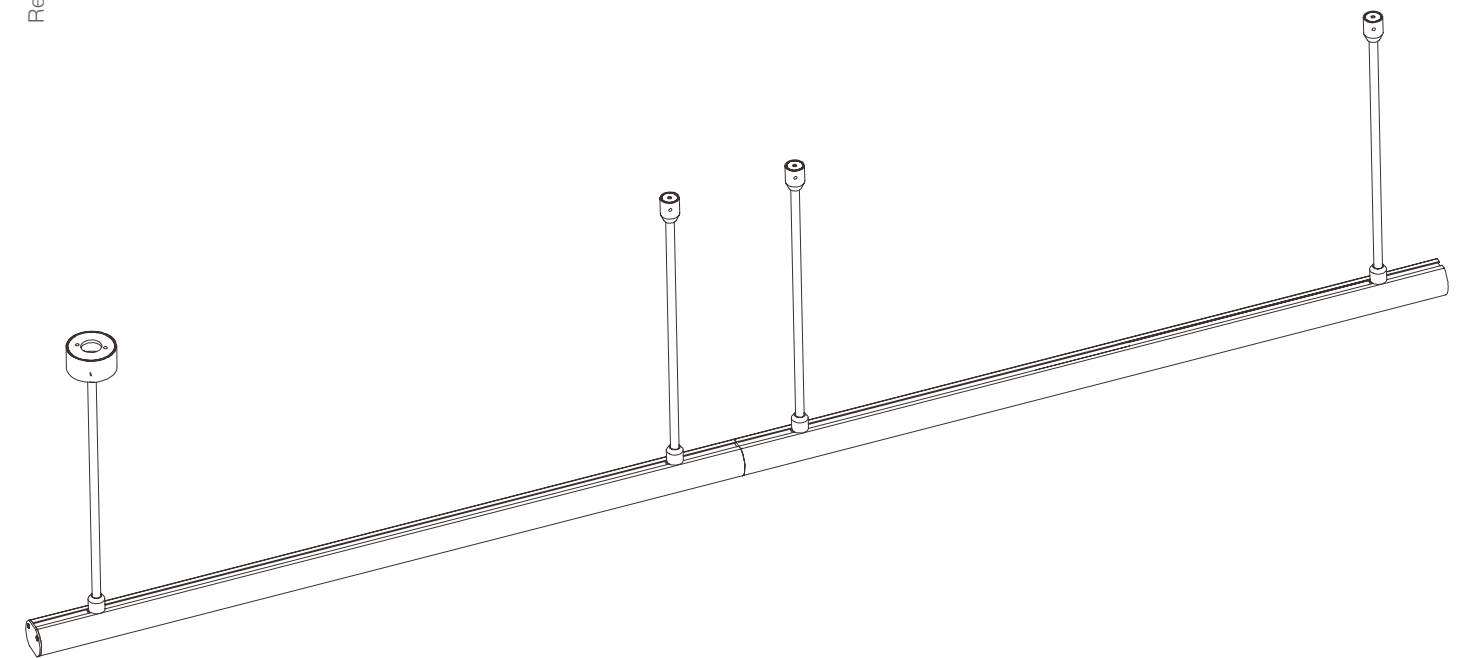
step 9



step 10

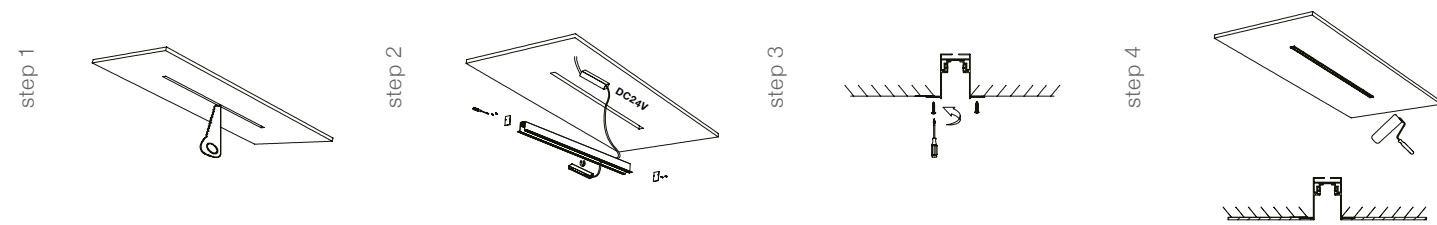


Ready!

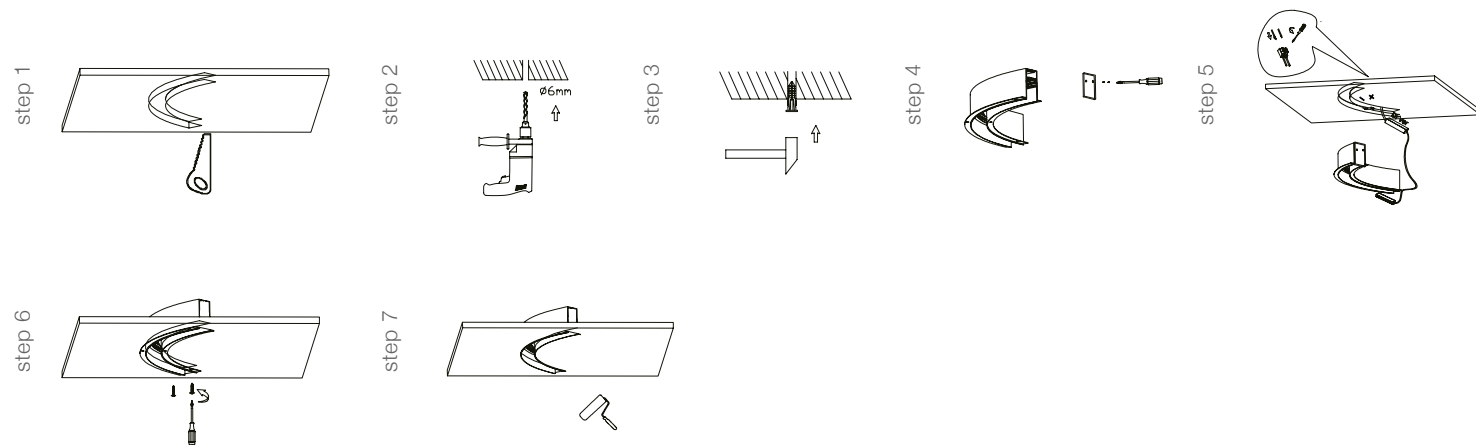


HOW TO CONNECT BUXTON RAIL (RECESS APPLICATION) PAGE 094

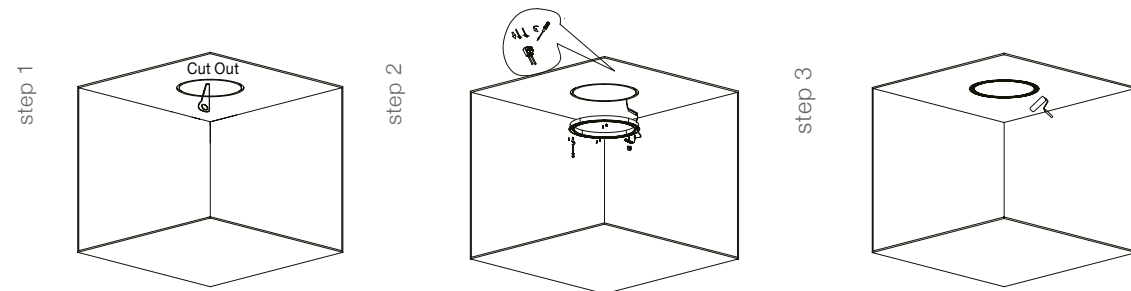
8252002



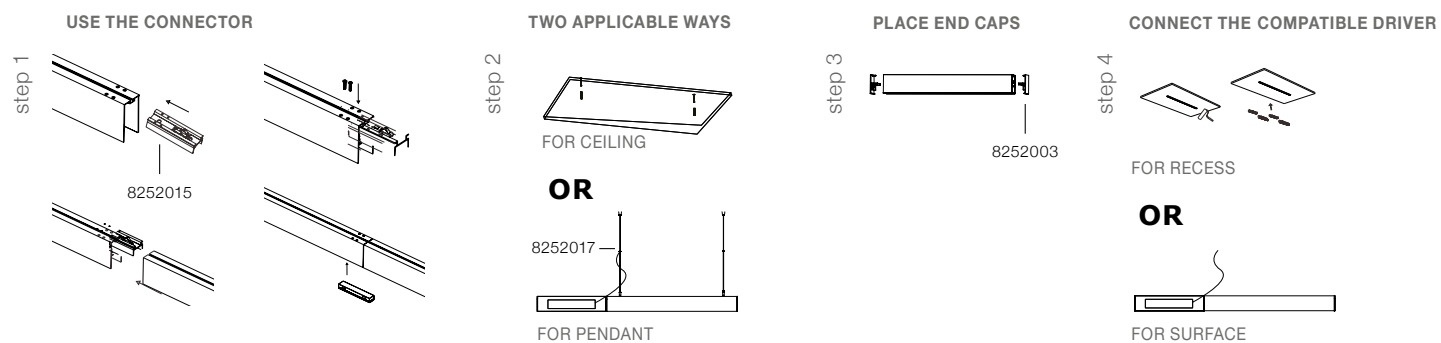
9212690 (RECESS APPLICATION) - PAGE 100



9212672 (SURFACE - PENDANT APPLICATION) - PAGE 100

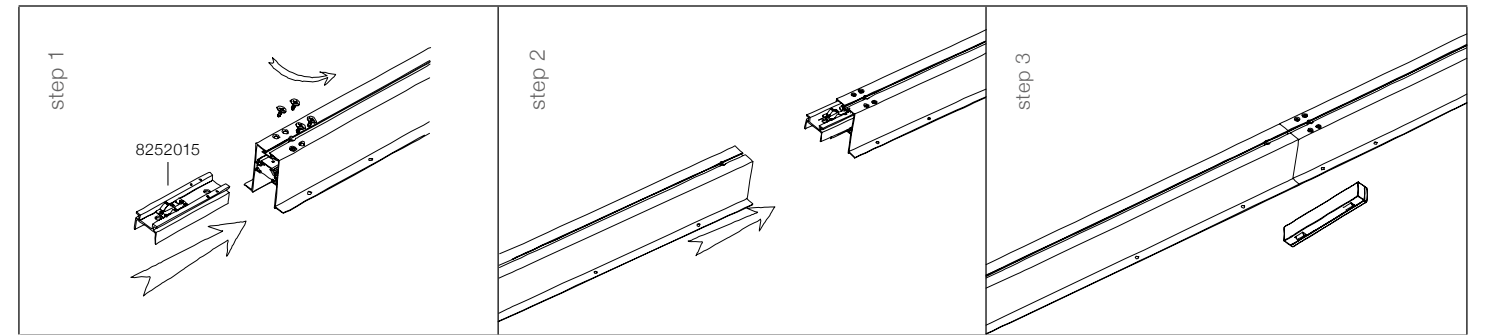


HOW TO CONNECT

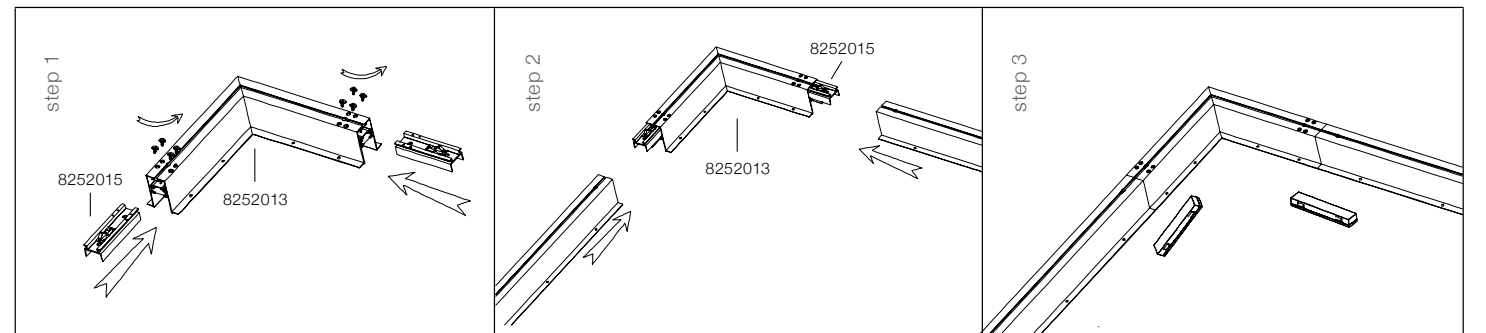


CORNER INSTALLATION

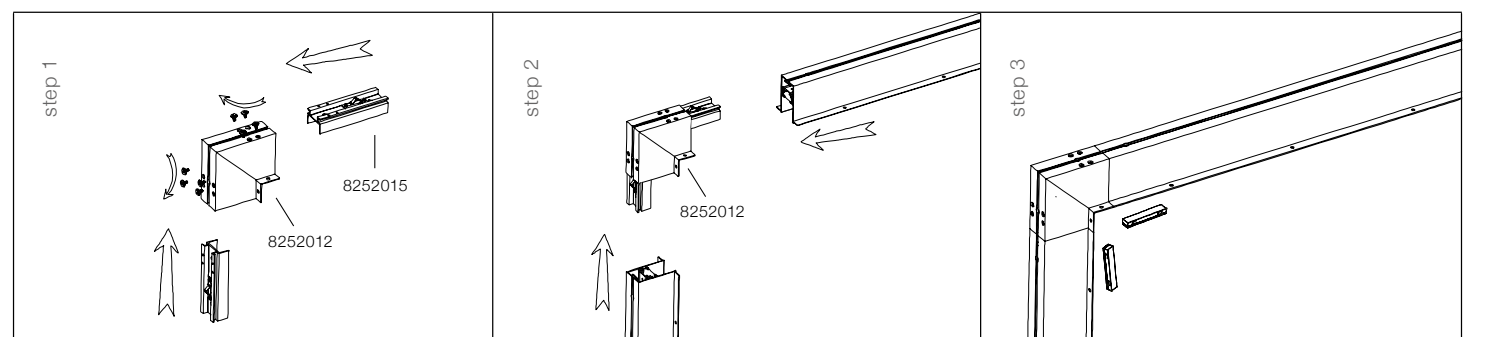
8252015- CONNECTOR - PAGE 096



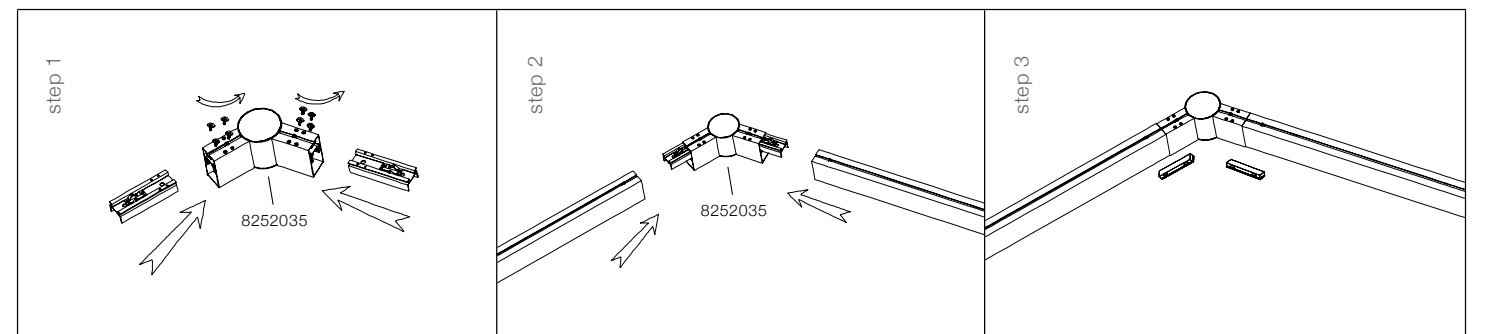
8252013 - PAGE 099



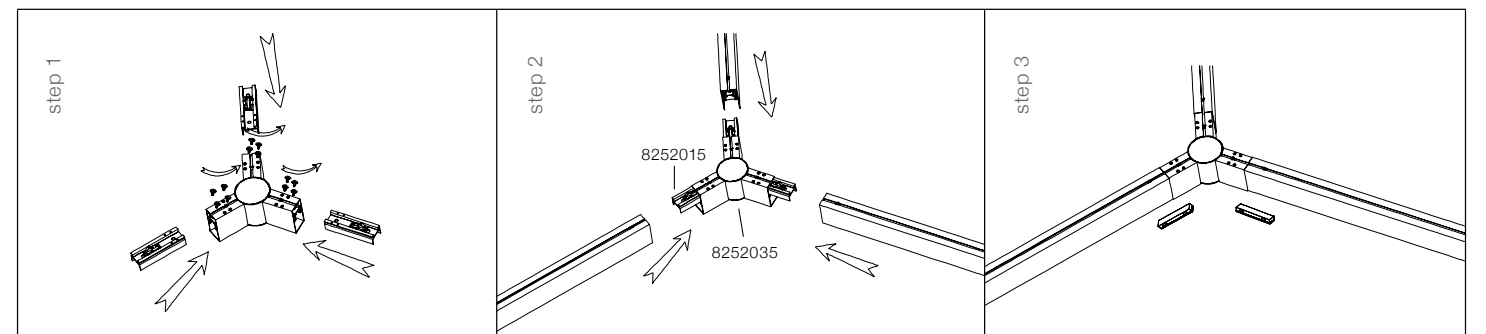
8252012 - PAGE 099



8252035 - PAGE 102

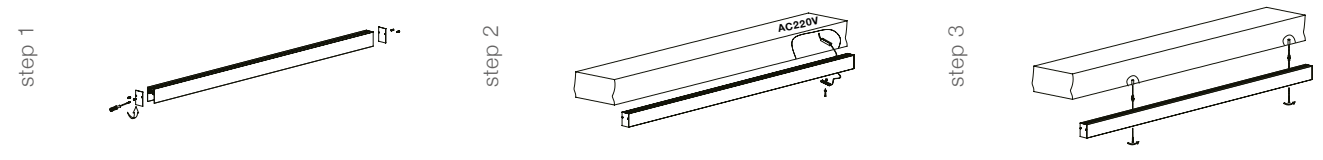


8252036 - PAGE 102

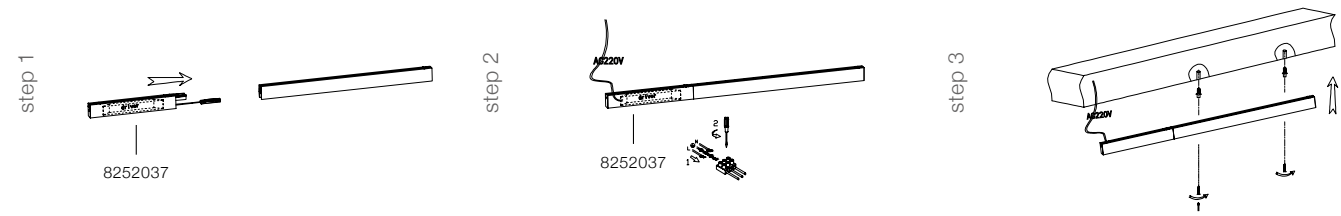


HOW TO CONNECT BUXTON RAIL (SURFACE - PENDANT APPLICATION) PAGE 094

8252001

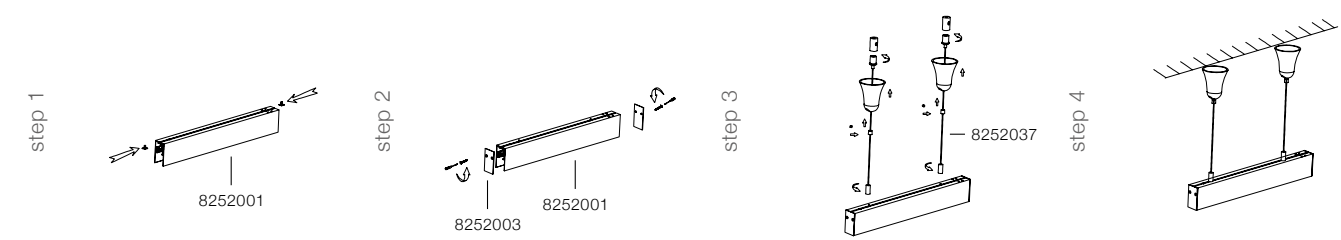


8252037 - PAGE 097

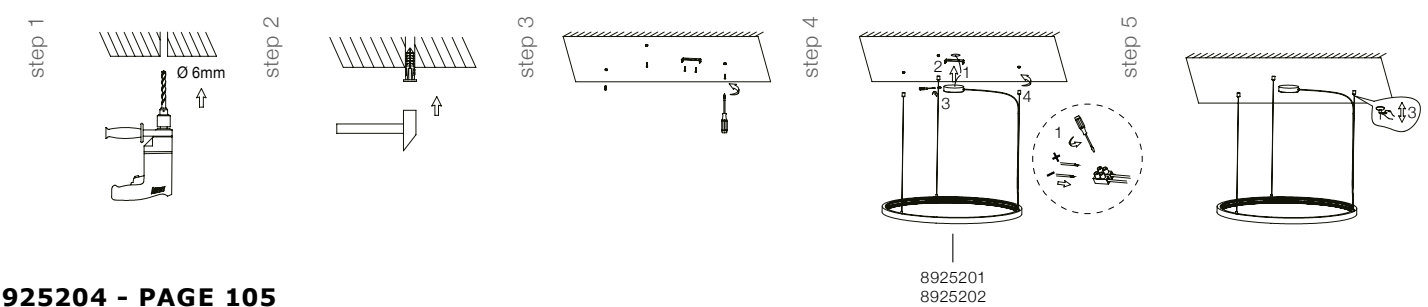


HANGING INSTALLATION

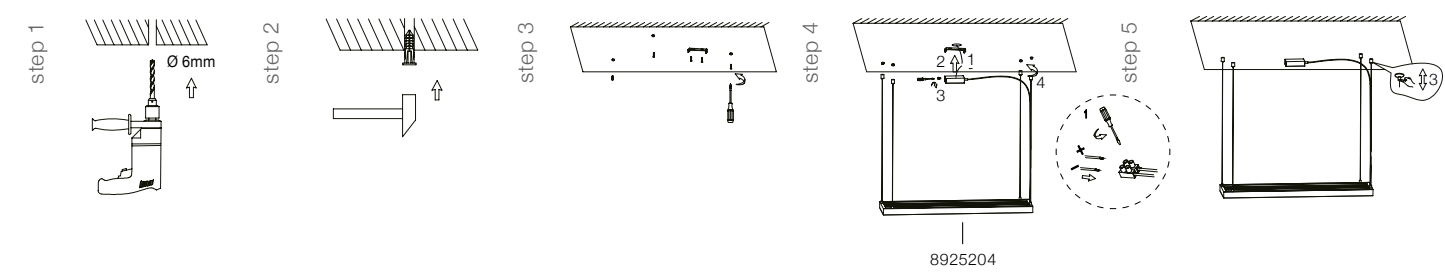
8252001 & 8252017 - PAGE 094 & 096



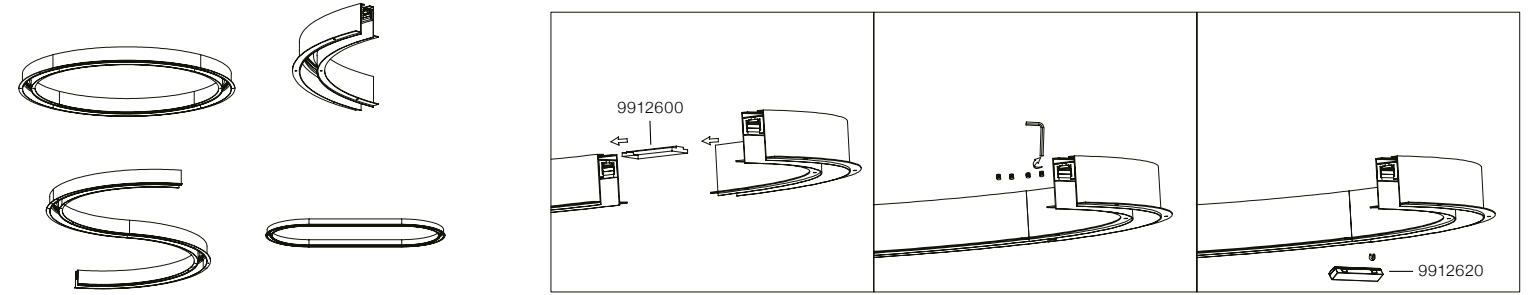
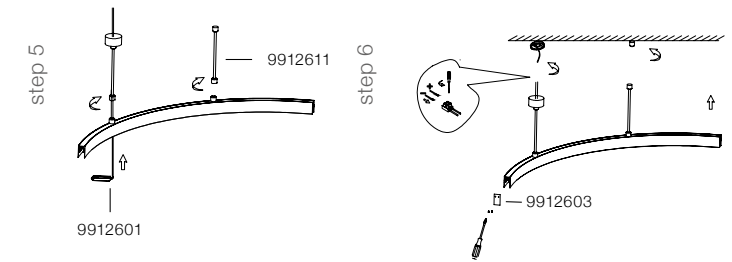
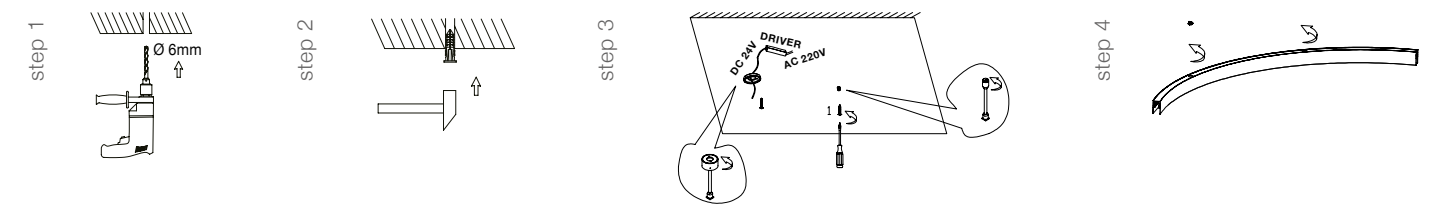
8925201 & 8925202 - PAGE 106



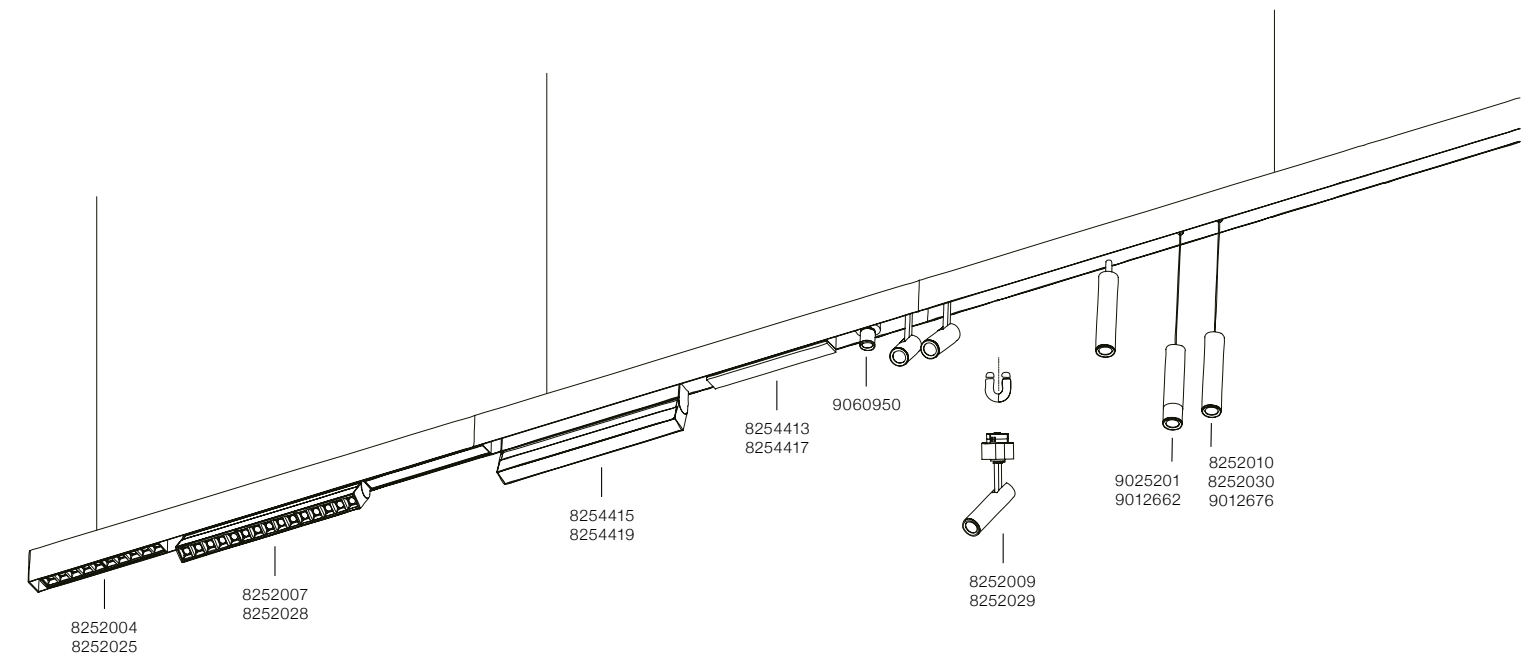
8925204 - PAGE 105



9112672, 9212690 - PAGE 100 & 104



INSTALLATION

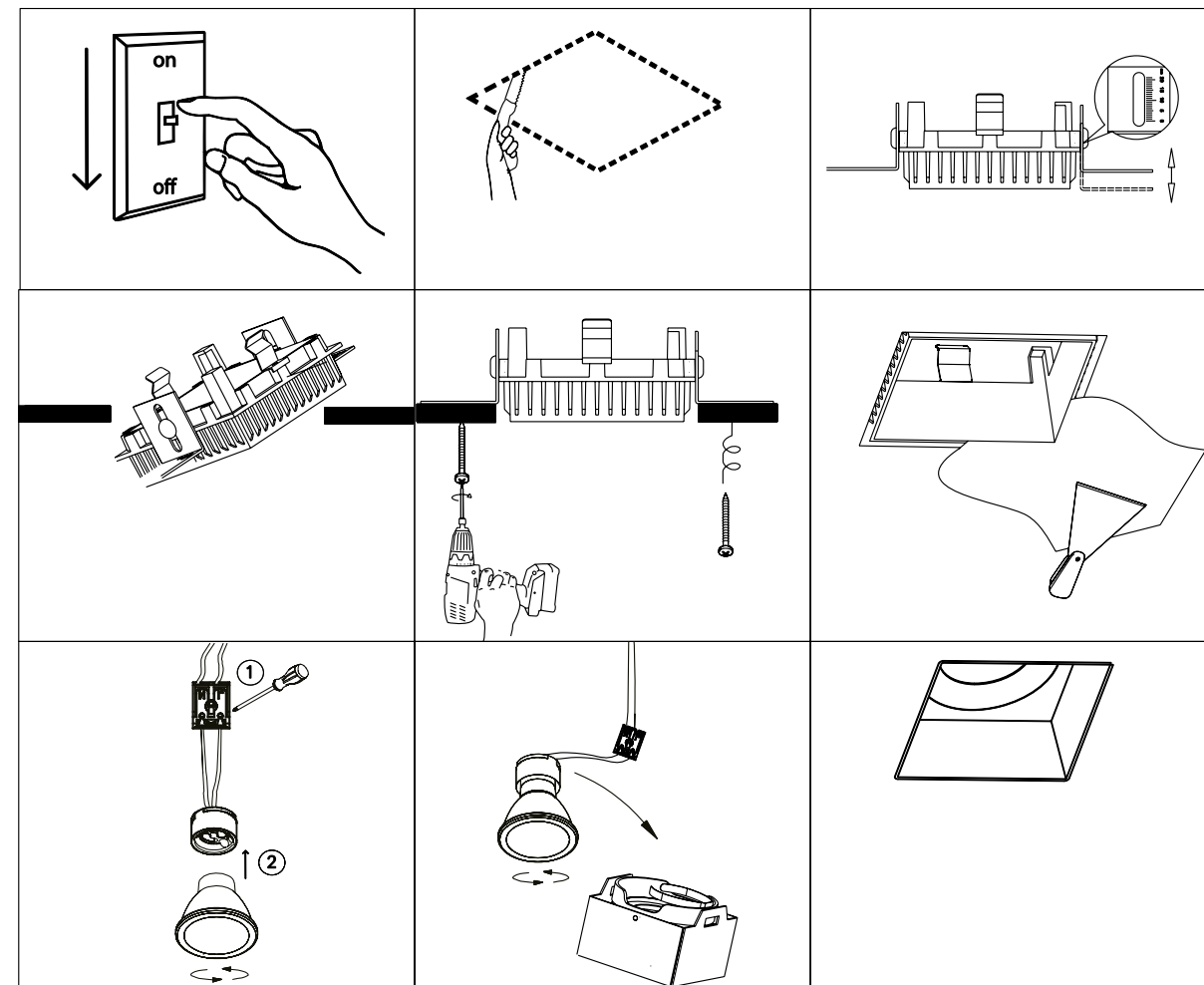


TRIMLESS INSTALLATION



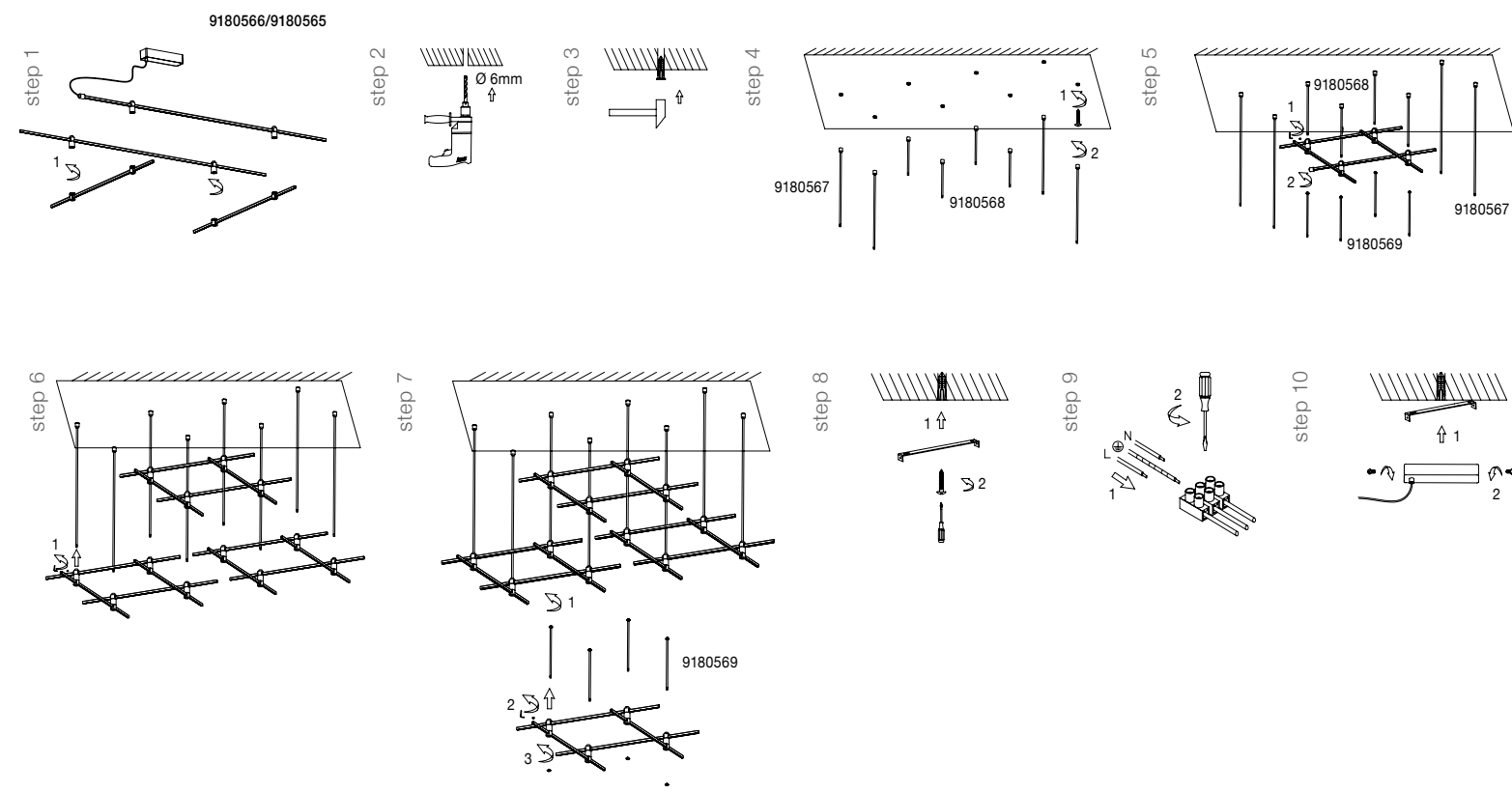
GU10
TRIMLESS

1. The installation must be done in strict accordance with the instruction.
2. Please don't install the lighting in easily damaged, deformed, unsteady ceiling.
3. Please make sure you have cut off the power supply before install, changing or clearing the lamp.
4. Please make sure there is no component loose.

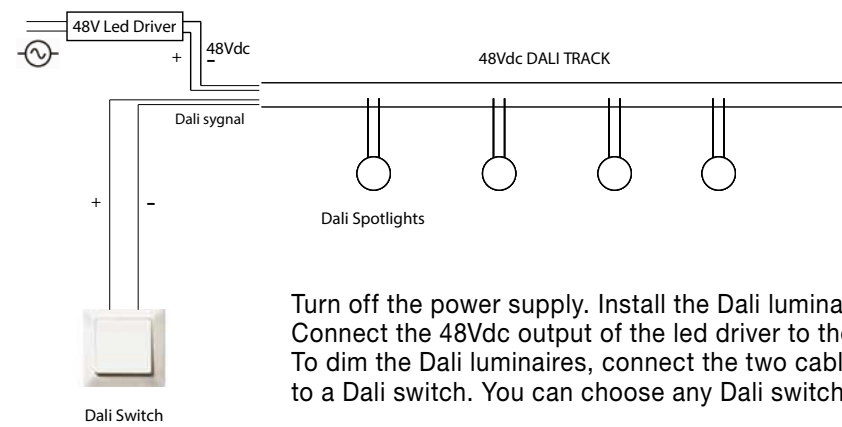


HOW TO INSTALL

JOIN THE FOLLOWING TO CREATE THE DESIGN ABOVE:
9180566 x 4pc , 9180567 x 4pc , 9180568 x 4pc , 9180569 x 8pc , 9180561 x 64pc

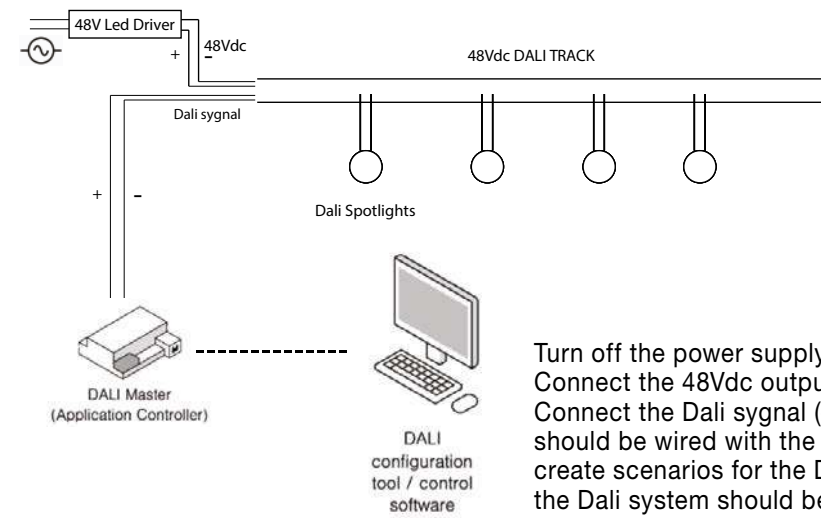


HOW TO CONNECT DALI DIMMABLE



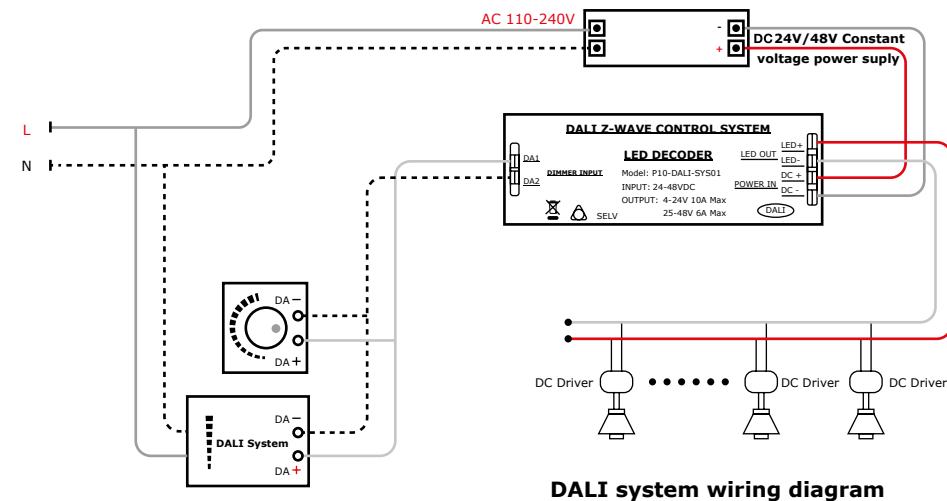
Turn off the power supply. Install the Dali luminaires into the 48Vdc Dali Track. Connect the 48Vdc output of the led driver to the 48Vdc input of the Dali Track. To dim the Dali luminaires, connect the two cables of the Dali signal (+,-) to a Dali switch. You can choose any Dali switch listed in the market.

DALI TRACK WITH SOFTWARE



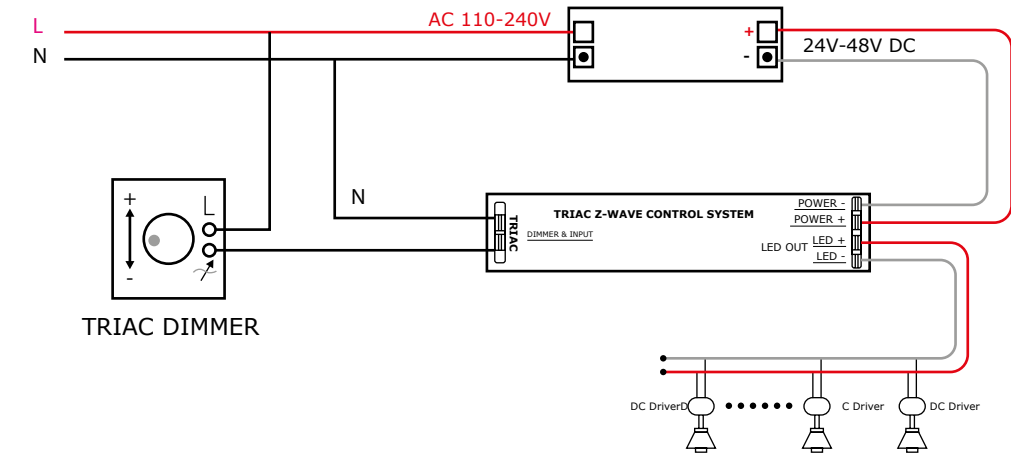
Turn off the power supply. Install the Dali luminaires into the 48Vdc Dali Track. Connect the 48Vdc output of the led driver to the 48Vdc input of the Dali Track. Connect the Dali signal (+,-) to the Dali master of the installation. The Dali master should be wired with the PC. Installing a Dali software will enable to group and create scenarios for the Dali luminaires of the installation. The configuration of the Dali system should be executed by a Dali expert.

DALI DIMMER

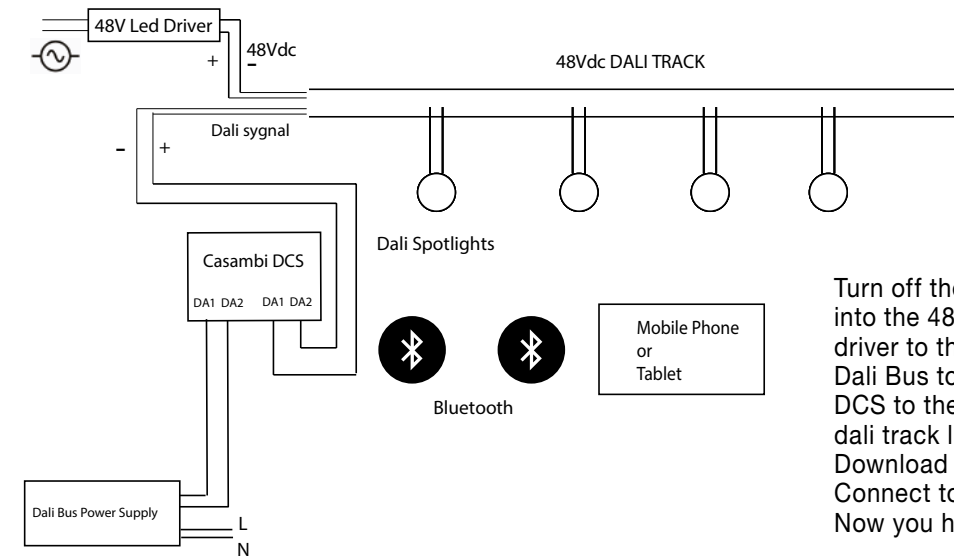


DALI system wiring diagram

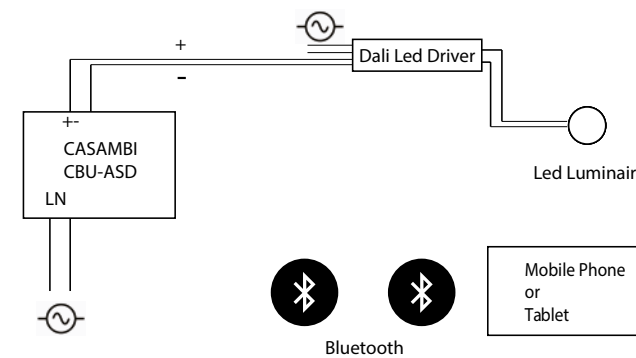
HOW TO CONNECT TRIAC DIMMABLE



HOW TO CONNECT CASAMBI

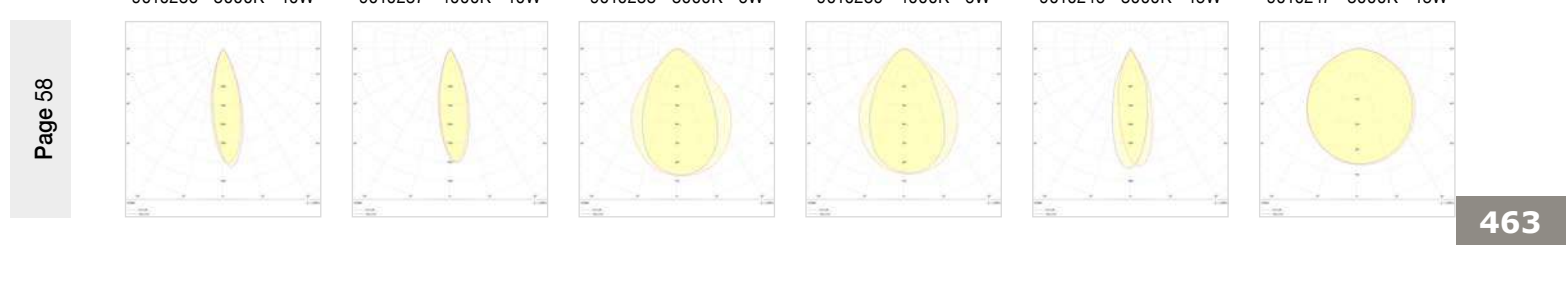
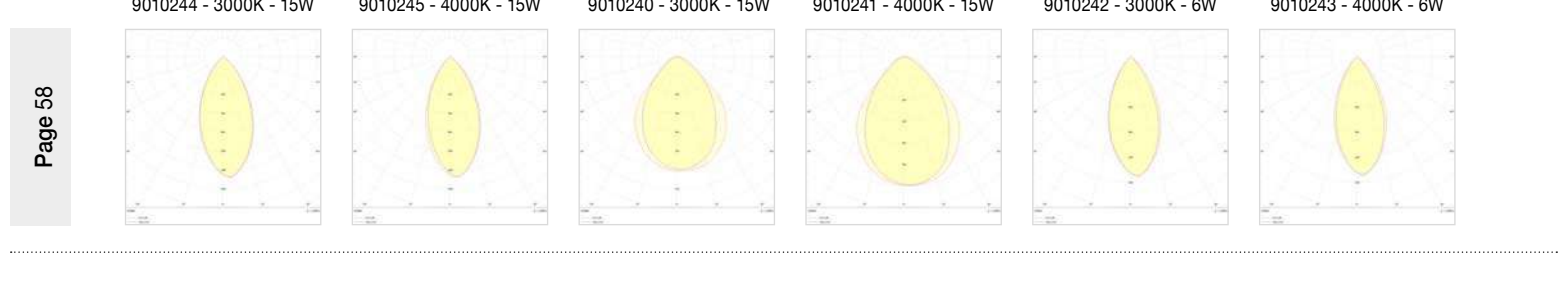
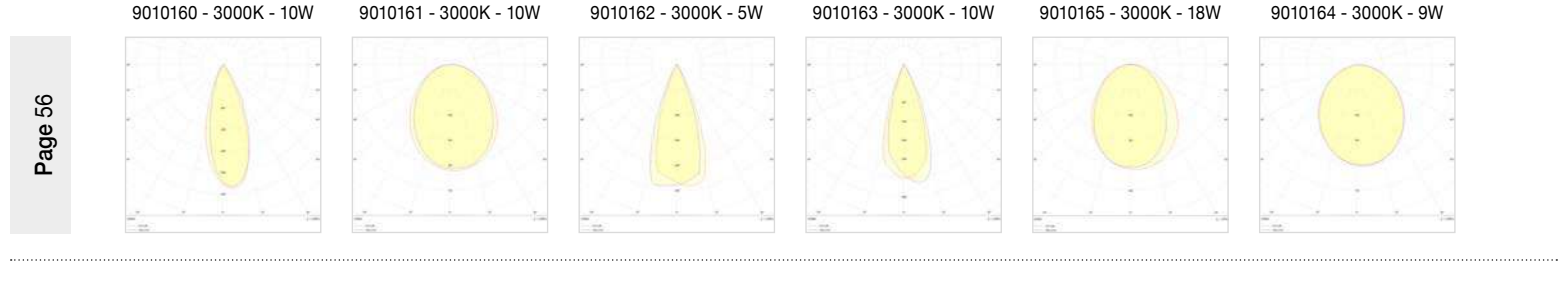

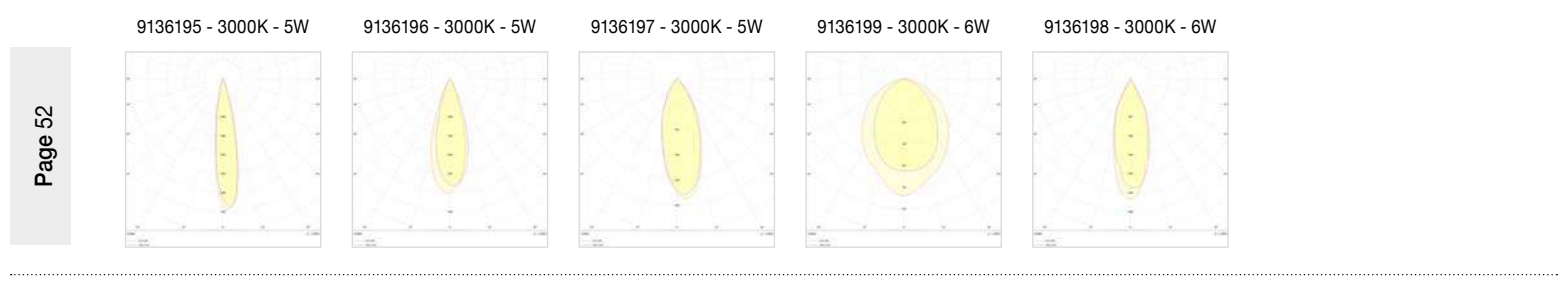
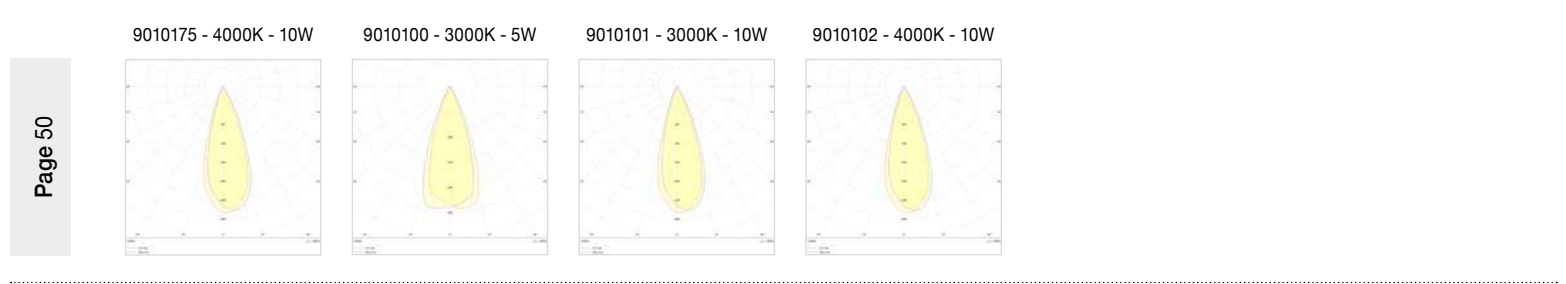
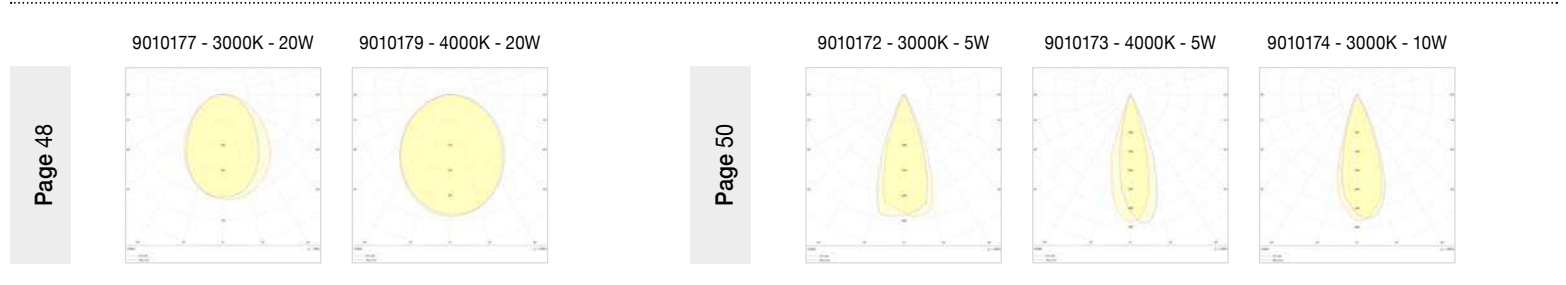


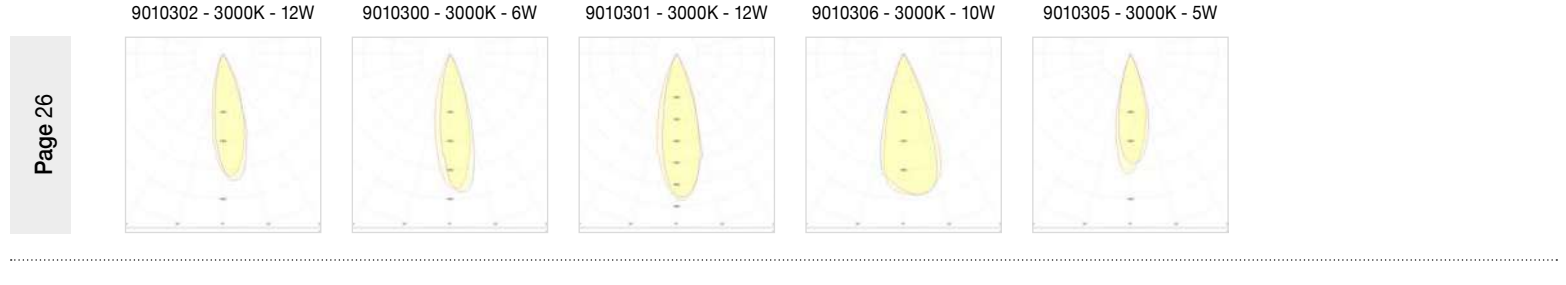
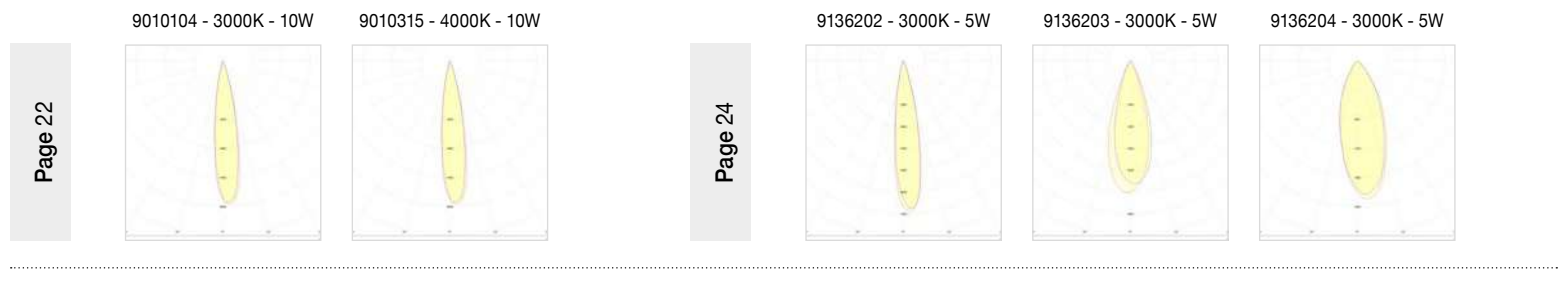
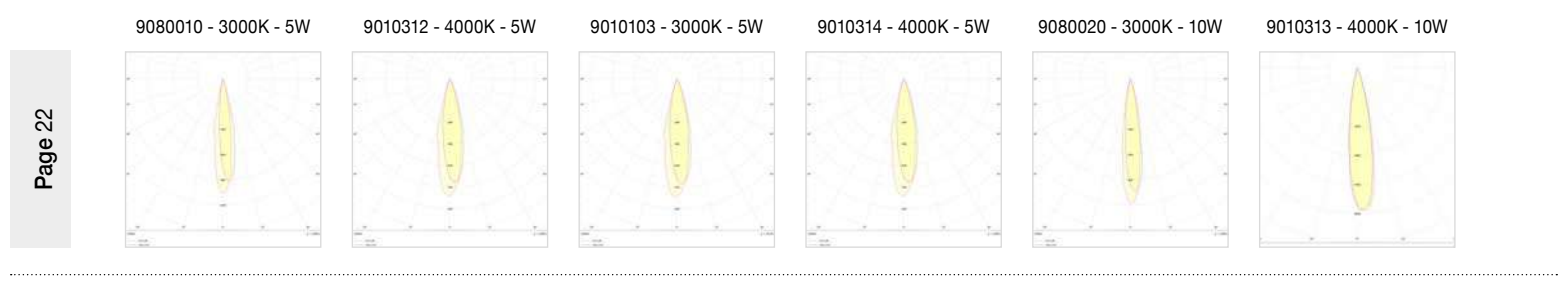
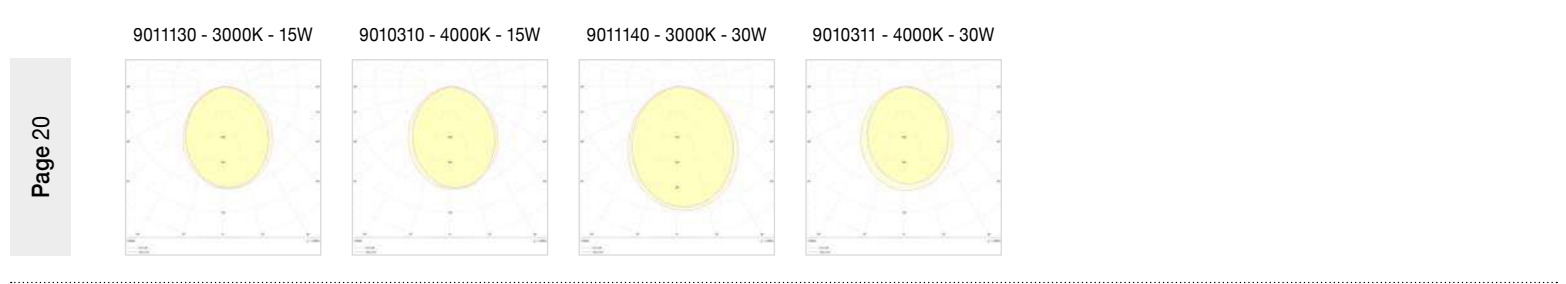
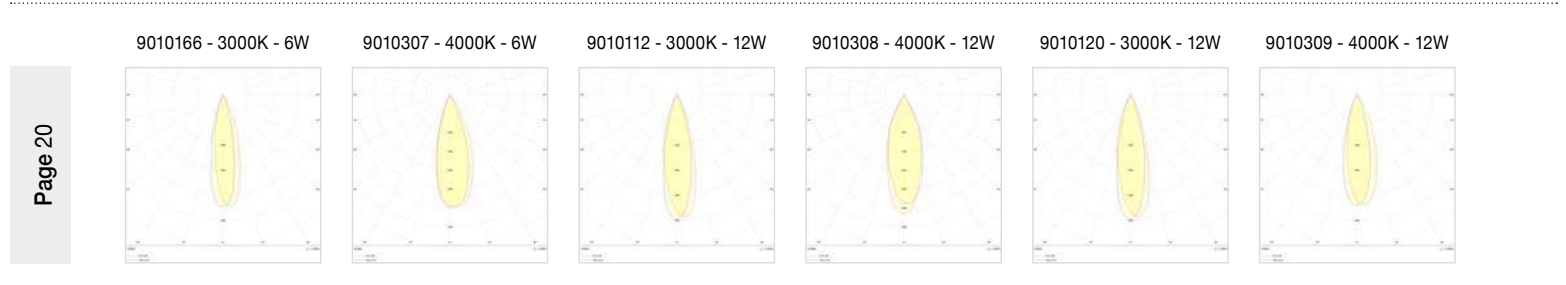


Turn off the power supply. Install the Dali luminaires into the 48Vdc Dali Track. Connect the 48Vdc output of the led driver to the 48Vdc input of the Dali Track. Connect the Dali Bus to the Casambi device DCS, and the output of DCS to the Dali signal of the track. You can connect max. 15 dali track luminaires, depending on the output your Dali Bus. Download Casambi App on your tablet or Mobile phone. Connect to the Casambi network. Now you have one control of the 15 Dali luminaires.

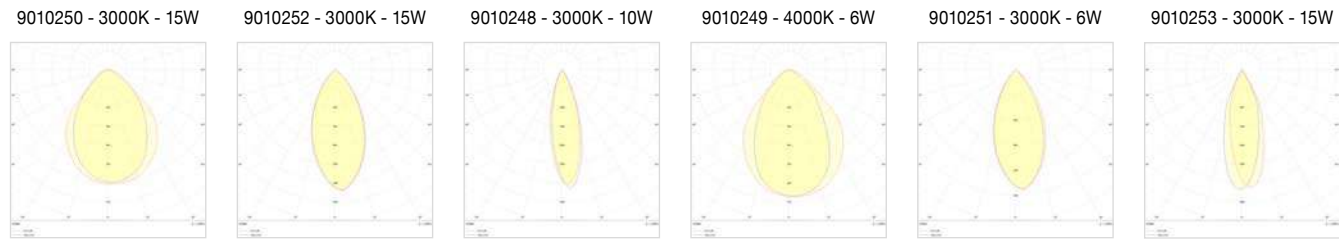


Turn off the power supply. Connect the Led luminaire to the Dali Led driver. Connect the dali signal (+, -) of the dali driver to the Casambi (+, -). Connect the Casambi device to AC power supply. It can be independent or the same as the AC power supply of the Dali driver. Download Casambi App on your tablet or Mobile phone. Connect to the Casambi network. Now you can control your led luminaire. Connect only one dali led driver to one Casambi Unit.

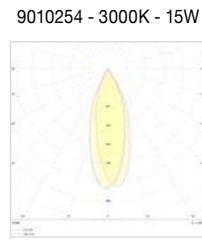
PHOTOMETRICS



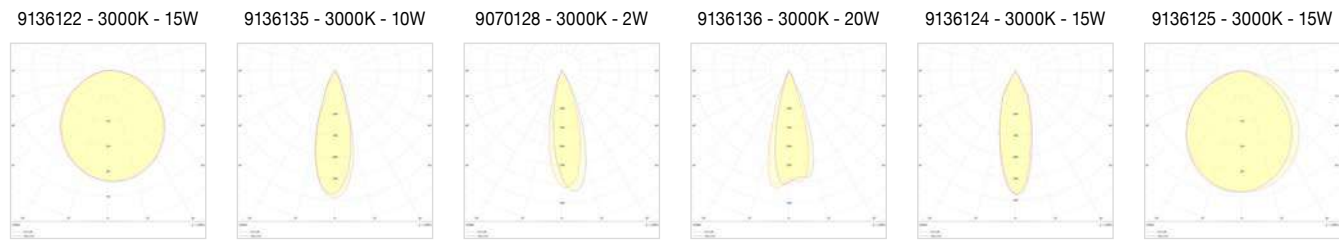
Page 60



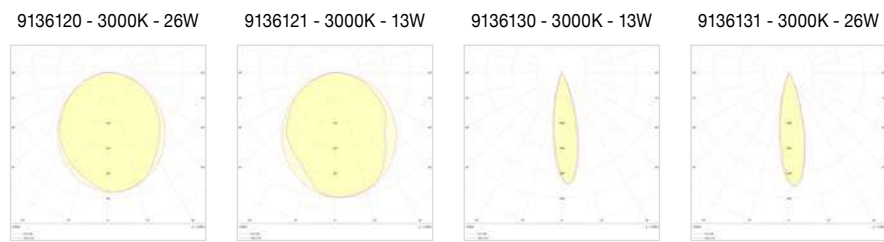
Page 60



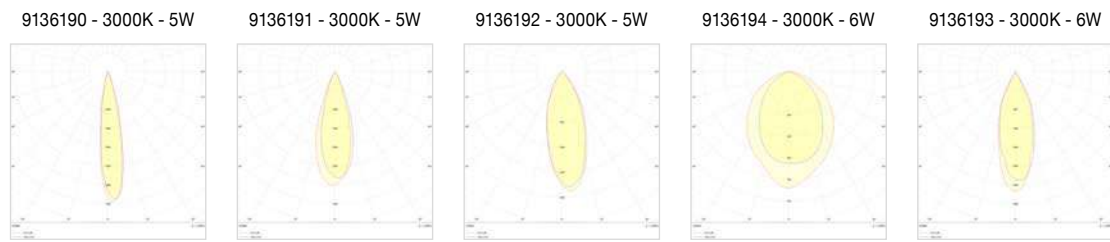
Page 76



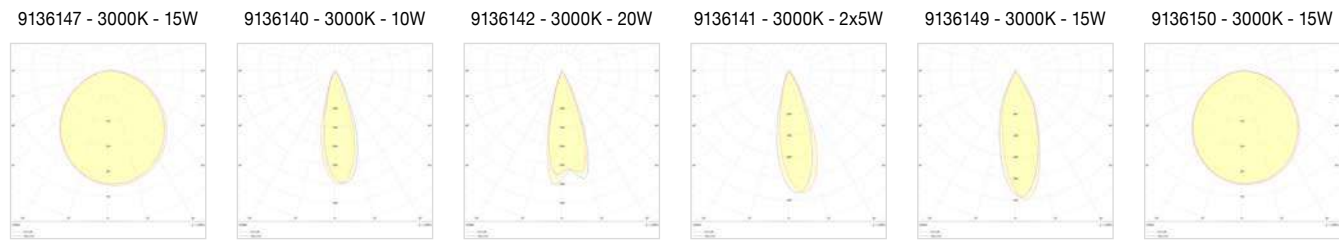
Page 78



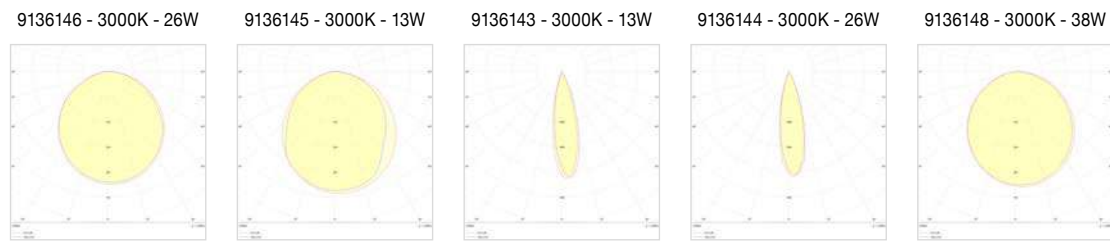
Page 80



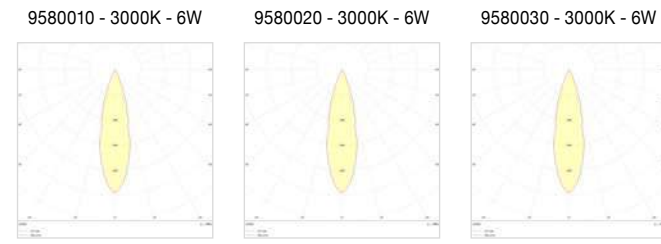
Page 82



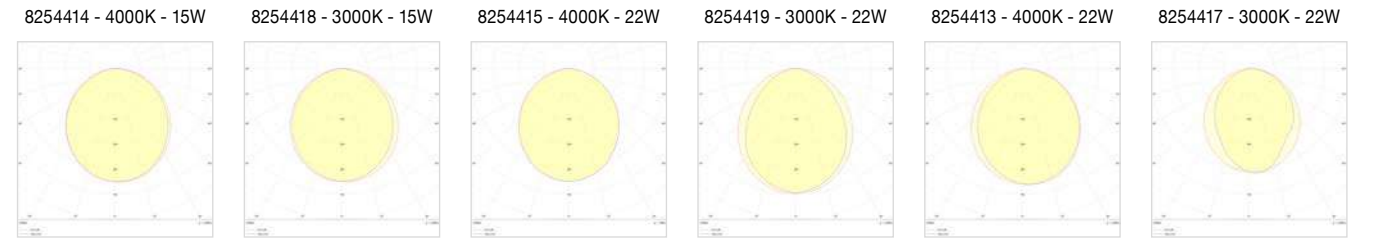
Page 84



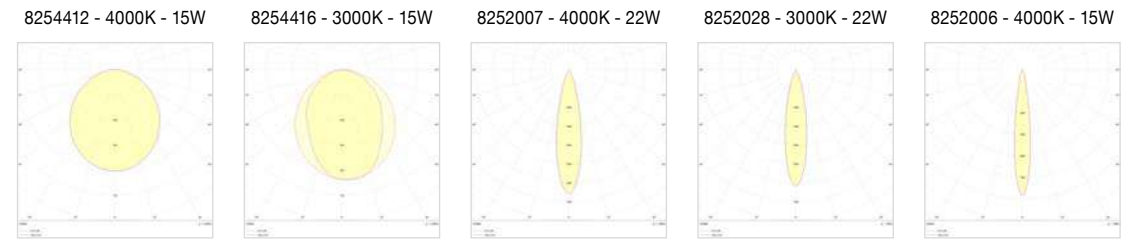
Page 90



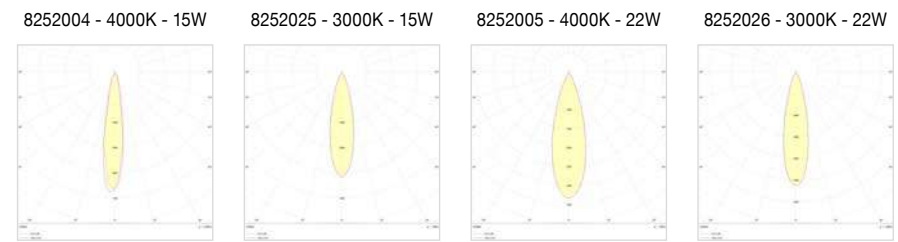
Page 112



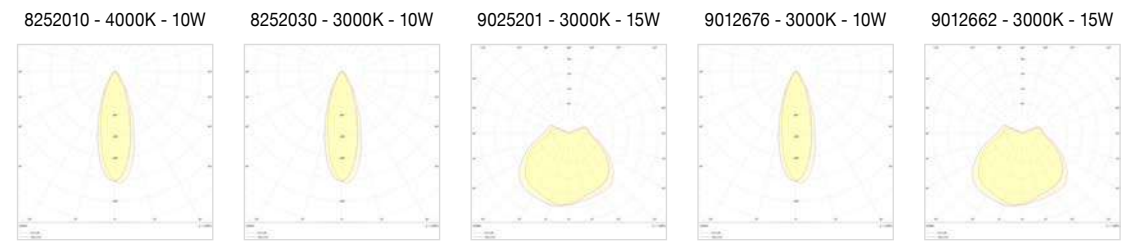
Page 112



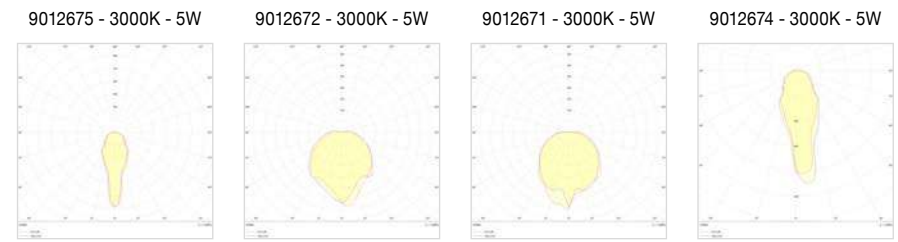
Page 112



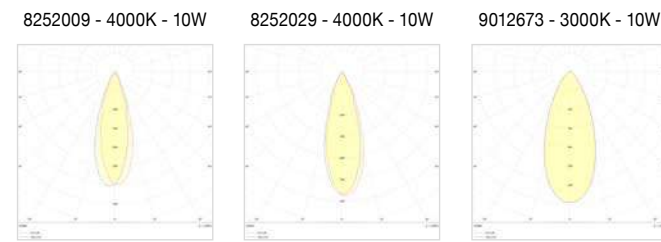
Page 114



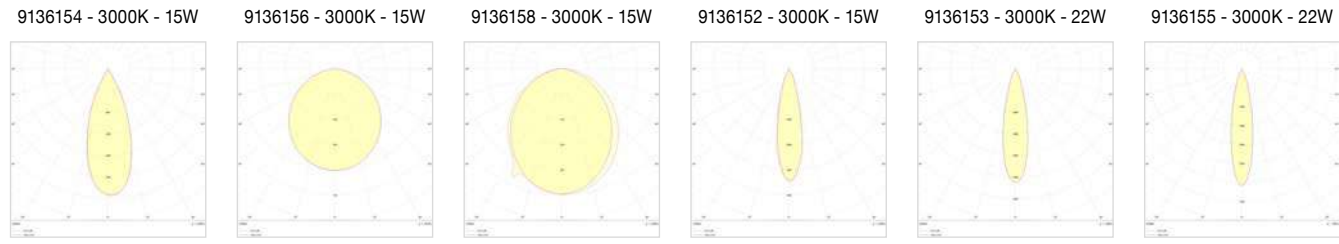
Page 115




Page 116



Page 120

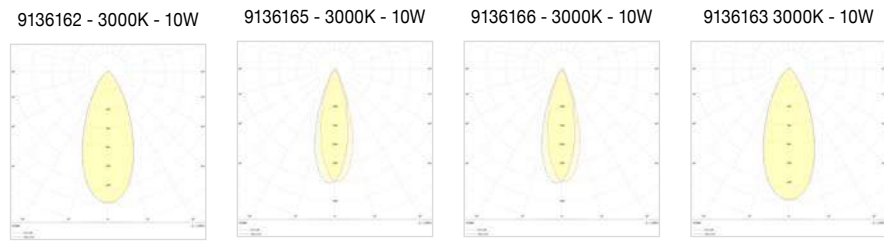


Page 120

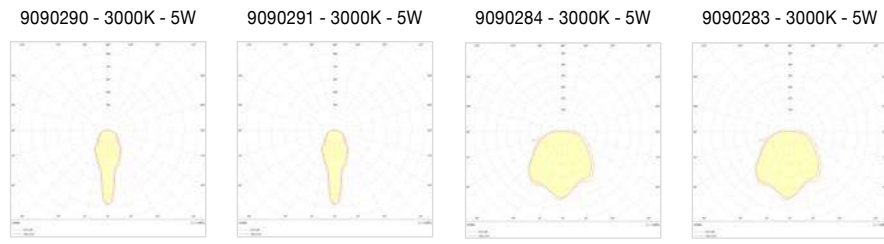


Page 122

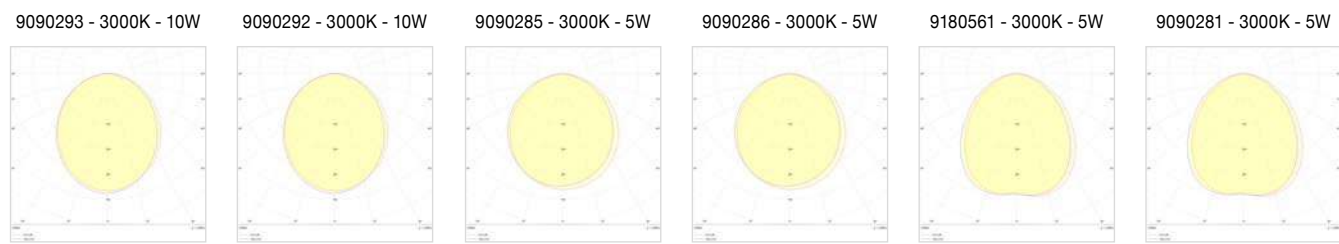
Page 123



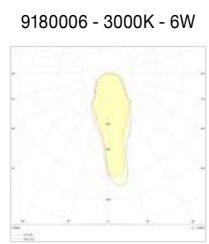
Page 146



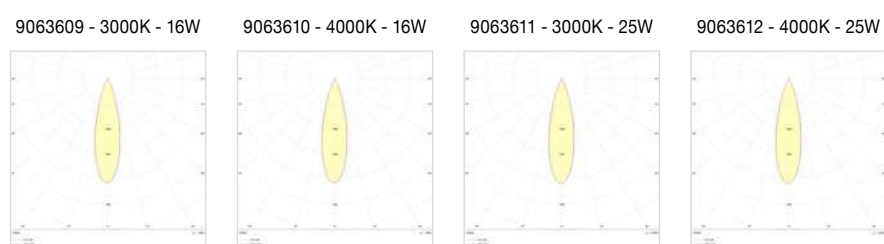
Page 148



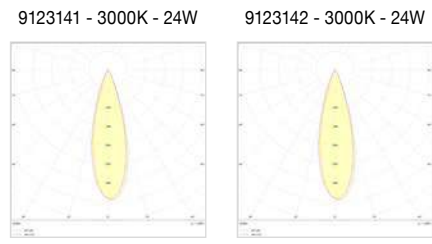
Page 156



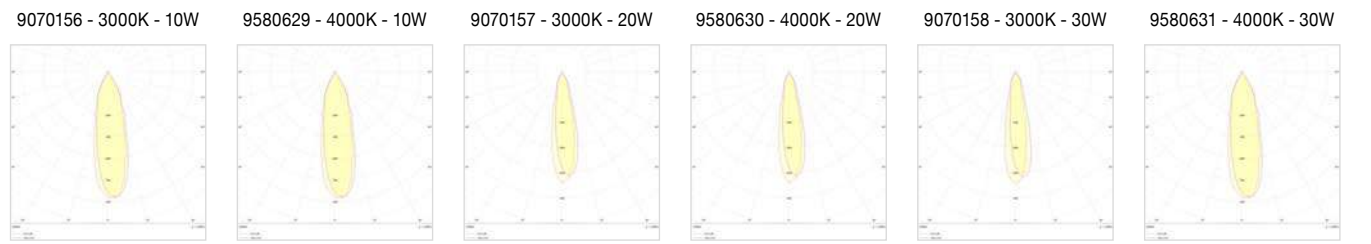
Page 176



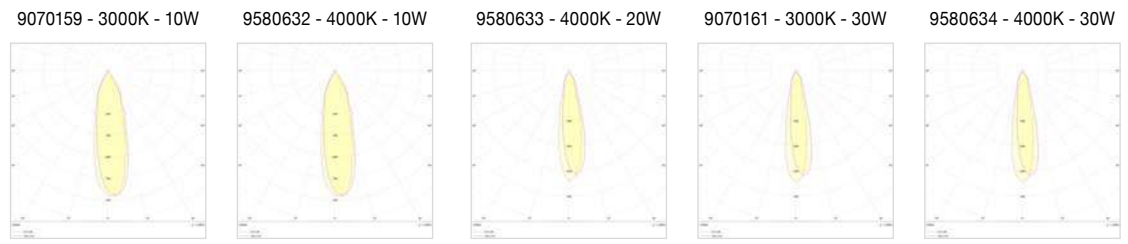
Page 204



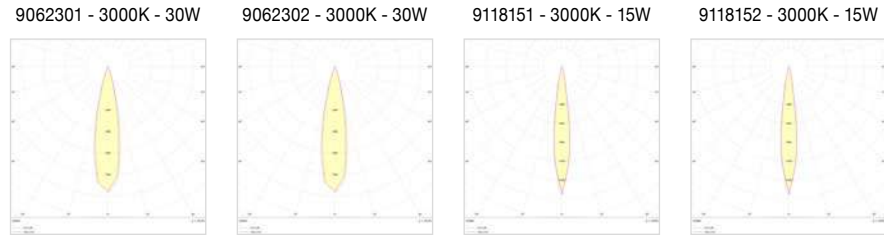
Page 206



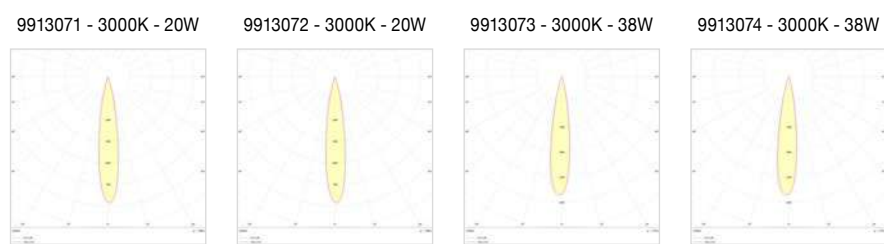
Page 208



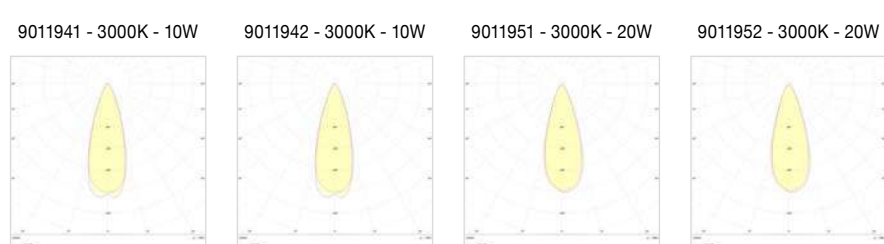
Page 210



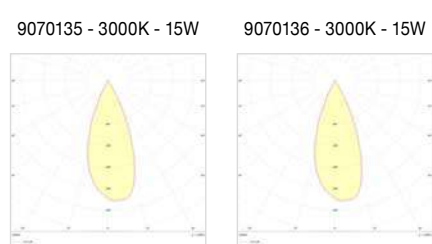
Page 212



Page 214





Page 216



Page 217

9123131 - 3000K - 12W

9123132 - 3000K - 12W







Page 218

9011861 - 3000K - 20W

9011862 - 3000K - 20W

9011871 - 3000K - 20W

9011872 - 3000K - 20W



Page 220

7770407 - 3000K - 12W







7770408 - 3000K - 12W

7770409 - 3000K - 30W

7770410 - 3000K - 30W

8770413 - 4000K - 30W

8770414 - 4000K - 30W



Page 238

9492821 - 3000K - 6W

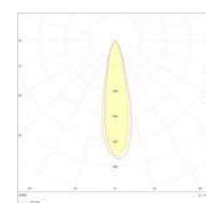

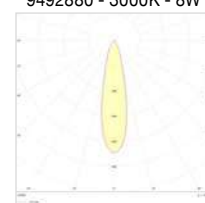


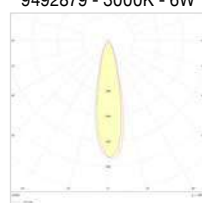
9492825 - 3000K - 6W

9492861 - 2700K - 6W

9492822 - 3000K - 8W

9492858 - 2700K - 8W

9492826 - 3000K - 8W



Page 238

9492862 - 2700K - 8W






9492823 - 3000K - 15W

9492859 - 2700K - 15W

9492827 - 3000K - 15W

9492863 - 2700K - 15W

9492881 - 3000K - 15W



Page 240

Page 240

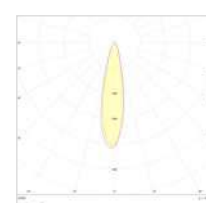
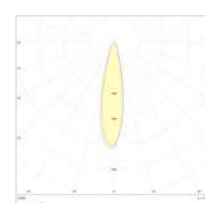
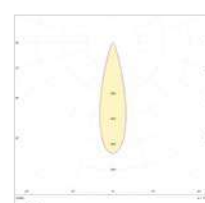

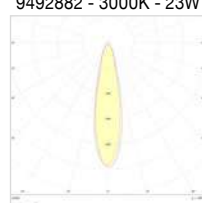
9492824 - 3000K - 23W

9492860 - 2700K - 23W

9492872 - 3000K - 35W

9492828 - 3000K - 23W

9492864 - 2700K - 23W







Page 242

9492840 - 3000K - 7W

9492841 - 3000K - 7W

9492842 - 3000K - 7W

9492843 - 3000K - 7W



Page 244

9492805 - 3000K - 13W






9492802 - 3000K - 12W

9492854 - 2700K - 12W

9492803 - 3000K - 12W

9492855 - 2700K - 12W

9492804 - 3000K - 13W



Page 245






9492857 - 2700K - 22W

9492806 - 3000K - 12W

9492807 - 3000K - 22W

9492856 - 2700K - 22W

9492808 - 3000K - 22W



Page 246

9492838 - 3000K - 12W







9492865 - 2700K - 12W

9492839 - 3000K - 12W

9492866 - 2700K - 11W

9492852 - 3000K - 24W

9492853 - 3000K - 24W




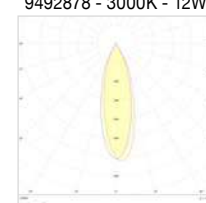

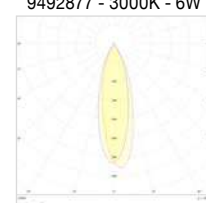
Page 248

9492812 - 3000K - 6W

9492813 - 3000K - 6W

9492814 - 3000K - 12W

9492815 - 3000K - 12W



Page 250

9492809 - 3000K - 6W







9492810 - 3000K - 12W

9492829 - 3000K - 6W

9492830 - 3000K - 12W

9492831 - 3000K - 6W

9492832 - 3000K - 12W

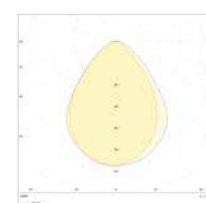

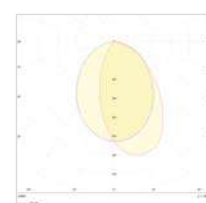


Page 252

9492811 - 3000K - 24W


9492816 - 3000K - 24W

9492833 - 3000K - 24W



Page 254

9492817 - 3000K - 24W



Page 254

9492818 - 3000K -24W

9492873 - 3000K -24W

9492835 - 3000K -16W
Down Light

9492837 - 3000K -16W
Down Light

Page 256

9492834 - 3000K - 16W
Down Light

Page 256

9492836 - 3000K -16W
Down Light

Page 258

9492846 - 3000K - 8W
9492884 - 3000K - 8W

9492847 - 3000K - 9W

9492869 - 2700K - 8W

9492870 - 2700K - 9W

Page 258

9492848 - 3000K - 5W

9492849 - 3000K - 5W

9492874 - 3000K - 8W

Page 260

9492844 - 3000K - 8W

9492845 - 3000K - 6W

Page 260

9492867 - 2700K - 8W

9492868 - 2700K - 6W

9492850 - 3000K - 6W

9492851 - 3000K - 6W
9492885 - 3000K - 6W

9492871 - 3000K - 6W

Page 262

9492819 - 3000K - 12W

9492820 - 3000K - 12W

Page 266

9844011 - 3000K - 9W

9844012 - 3000K - 9W

9844013 - 3000K - 9W

Page 266

9844014 - 3000K - 9W

Page 267

9844015 - 3000K - 9W

9844016 - 3000K - 9W

9844017 - 3000K - 9W

9844018 - 3000K - 9W

Page 268

9232111 - 3000K - 7W

9232112 - 3000K - 7W

9232113 - 3000K - 7W

9232114 - 3000K - 7W

Page 269

9060209 - 3000K - 8W

Page 269

9060210 - 3000K - 8W

9060211 - 3000K - 8W

9060212 - 3000K - 8W

Page 270

9052015 - 3000K - 5W

9052014 - 3000K - 5W

Page 270

9052012 - 3000K - 5W

9052013 - 3000K - 5W

Page 271

9097021 - 3000K - 2W

9097022 - 3000K - 2W

Page 272

9570001 - 3000K - 3W

9570003 - 3000K - 3W

9570002 - 3000K - 3W

9570004 - 3000K - 3W

Page 274

9570005 - 3000K - 10W

Page 274

9570007 - 3000K - 15W

9570006 - 3000K - 10W

9570008 - 3000K - 15W

9570009 - 3000K - 10W

9570011 - 3000K - 15W

9570010 - 3000K - 10W

Page 274

9570012 - 3000K - 15W

Page 278

9010138 - 3000K - 10W

9010139 - 3000K - 15W

Page 280

8035601 - 3000K - 1W

8125801 - 3000K - 1W

9017812 - 3000K - 1W

9080201 - 3000K - 1W

9080202 - 3000K - 1W

Page 282

62007 - 3000K - 10W


62006 - 3000K - 10W

620010 - 3000K - 10W

620014 - 3000K - 10W


Page 283

7770441 - 3000K - 15W




Page 284


9580621 - 3000K - 13W




9580639 - 2700K - 13W



9580640 - 2700K - 13W




9580624 - 3000K - 13W




Page 294

8000502




8000503




Page 296


8016909



8001402




8059409




Page 284


9580644 - 4000K - 13W




9580623 - 3000K - 13W




9580641 - 2700K - 13W




9580645 - 4000K - 13W



9580642 - 2700K - 13W




9580646 - 4000K - 13W




Page 296

8033409




Page 298


8014909




8014910



8019109




8019310




Page 284


9580625 - 3000K - 13W




9580626 - 3000K - 13W



9580643 - 4000K - 13W




9580622 - 3000K - 13W




Page 300

9700301 - 3000K - 15W




Page 302

9232126 - 3000K - 5x2W




9232127 - 3000K - 5x2W




Page 286

9071021 - 3000K - 10W




9071022 - 3000K - 10W




Page 287

9011761 - 3000K - 10W




9011762 - 3000K - 10W




Page 303


9050920 - 3000K - 7W



9065023 - 3000K - 14W




9065121 - 3000K - 21W




Page 288


9232116 - 3000K - 12W




9232115 - 3000K - 12W




9232119 - 3000K - 12W




9232120 - 3000K - 12W



9232117 - 3000K - 12W




9232118 - 3000K - 12W




Page 304


9070151 - 3000K - 3W




9070152 - 3000K - 5W




9070153 - 3000K - 11W




9070141 - 3000K - 3W



9070142 - 3000K - 5W




9070143 - 3000K - 11W




Page 290


9070154 - 3000K - 10W




9070155 - 3000K - 20W



9580627 - 3000K - 10W




9580628 - 3000K - 20W




Page 306


9070131 - 3000K - 8W



9070132 - 3000K - 15W




9070133 - 3000K - 22.5W




Page 308

9530110 - 3000K - 15W




Page 291

9113777 - 3000K - 20W




9113778 - 3000K - 20W




Page 294


8018509



8044909




8044809




Page 308


9530120 - 3000K - 15W



9530130 - 3000K - 20W




9530140 - 3000K - 20W




Page 310

7770443 - 3000K - 15W





7770442 - 3000K - 15W



Page 310

7770445 - 3000K - 30W



7770444 - 3000K - 30W



Page 311

9232131 - 3000K - 12W

9232130 - 3000K - 12W






Page 378

92003 - 3000K - 20W

92002 - 3000K - 20W

92001 - 3000K - 20W






Page 312

9075916 - 3000K - 3W

9072815 - 3000K - 3W



9076117 - 3000K - 9W



Page 314

9232122 - 3000K - 6W

9232121 - 3000K - 6W







Page 380

72002 - 3000K - 13W

62002 - 3000K - 13W

72004 - 3000K - 13W

62004 - 3000K - 13W






Page 316

8090801 - 3000K - 1W

9045418 - 3000K - 1W

9045514 - 3000K - 1W







Page 382

9015110 - 3000K - 15W

9015111 - 3000K - 15W

9070137 - 3000K - 15W

9070138 - 3000K - 15W



Page 383

Page 316

8058001 - 3000K - 1W






9031616 - 3000K - 1W

Page 318

9019212 - 3000K - 1W

9019213 - 3000K - 1W

8038801 - 3000K - 1W







Page 386

9530160 - 3000K - 6W

9530150 - 3000K - 6W

9114401 - 3000K - 11W


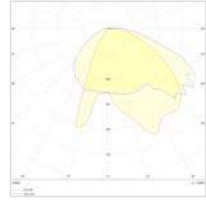
9114402 - 3000K - 11W



Page 318

8039001 - 3000K - 1W



8038401 - 3000K - 1W



Page 388

9441291 - 3000K - 6W

9441292 - 3000K - 6W






Page 367

9070162 - 3000K - 10W

9070140 - 3000K - 5W

9580635 - 3000K - 5W



Page 376

9551810 - 3000K - 5W







9551820 - 3000K - 10W

9551830 - 3000K - 15W

9580636 - 3000K - 5W

9580637 - 3000K - 10W

9580638 - 3000K - 15W



Application of full spectrum lamp bead products



American **bridgelux**. Thrive series natural spectrum series lamp beads, close to the natural spectrum of sunlight, fully care for human health and bring high-quality sunlight into the house. Really create a people-oriented healthy lighting environment.

The spectrum designed by Bridgelux can accurately simulate natural light the spectral characteristics are increased in an efficient, economical and safe way strengthen human health.

- Life/family
- Work/study
- Rest/recovery
- Leisure/entertainment
- Healthy growth



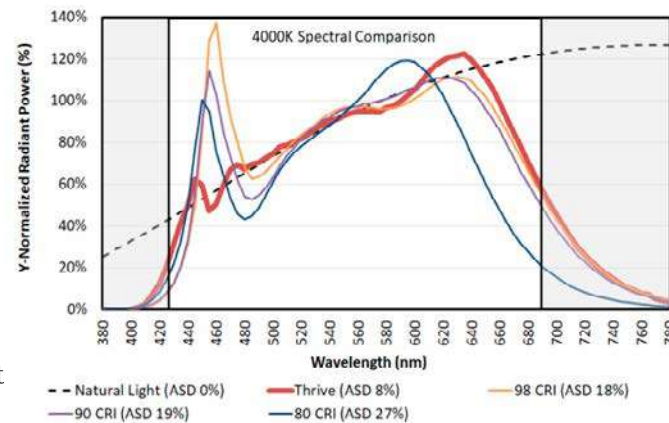
Bridgelux Thrive uses special chip, phosphor and packaging technology to accurately simulate natural spectrum



Features	Advantages
The spectrum is carefully designed to accurately simulate natural light. Reduce the blue light intensity	Complete and consistent spectrum, with fewer abrupt peaks, which is closest to natural light
Natural and vivid color reproduction ability	Mean value of CRI (R1-R15) is 98, excellent TM-30 grease standard (R1-R99), and R (forced Truth) 96-98, R_s saturation 99-101
The most efficient natural spectrum in the industry	The light efficiency is as high as 132lm/w, which is more environmentally friendly and energy-saving, and reduces the cost of public utilities and the environment
Economical natural spectrum, optimizing human health	Accelerate the comprehensive popularization of natural spectrum
There is no ultraviolet light harmful to human body or articles	Improve reliability and service life
Full platform design, including COB, SMD, dual color temperature module, wait for multiple options	Achieve design flexibility and product color consistency

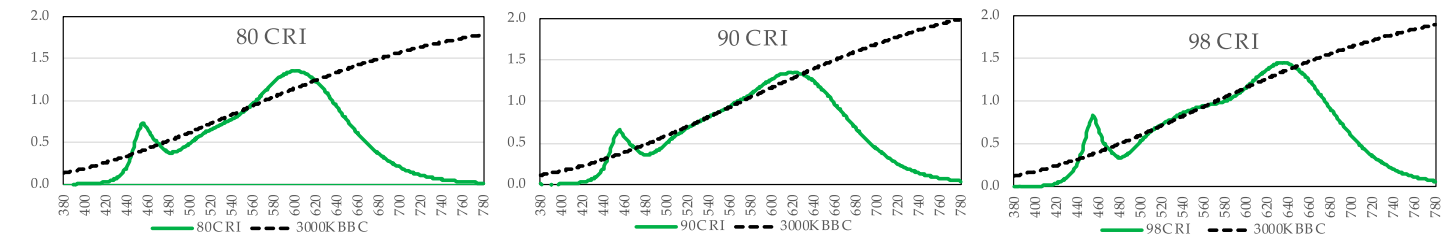
Matching with Nature: Average Spectral Difference

- Bridgelux has created a new index, which eliminates the uncertainty of comparing LED light sources with natural light
- The value of average spectral difference (ASD) comes from the ratio of different spectra to natural spectra in the visible range
- Bridgelux Thrive ASD value is the lowest, which is closest to natural light
- By comparison, we find that the ASD index of other LED light sources exceeds our Thrive ASD value by 100% to 300%



Average spectral difference: 3000K comparison

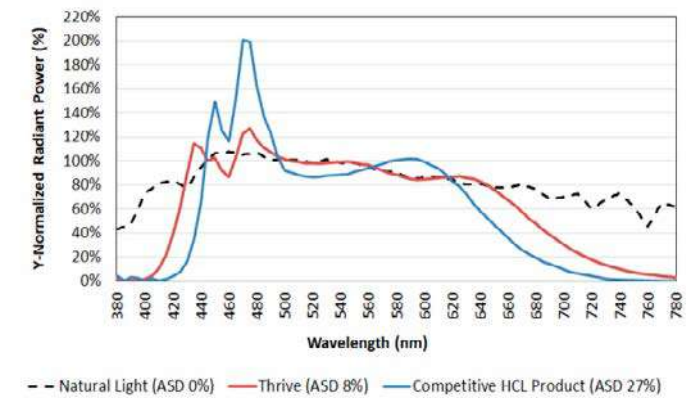
Wavelength coverage	Thrive	80 CRI	90 CRI	98 CRI
425-690 nm Visible spectrum	9%	28%	20%	18%
425-475 nm Blue light spectrum	8%	44%	43%	48%
475-530 nm Cyan spectrum	5%	19%	14%	14%



- Over the full range of 425-690 nm Thrive is within 9% of natural light where standard sources may deviate by 18-30% or more (2-3X)
- Over the blue range of 425-475 nm Thrive is within 8% of natural light where standard sources may deviate by 40-50% or more (4-5X)
- Over the cyan range of 475-530 nm Thrive is within 5% of natural light where standard sources may deviate by 14-20% or more (3-4X)

Understanding of artificial light source

- By enhancing or inhibiting blue light excitation, it can regulate the secretion of melatonin
 - This can affect the individual's alertness or sense of tranquility
- Will unnatural light sources have long-term effects on humans due to the huge difference in the spectrum? Not yet known
 - And will remain unknown until long-term research
- Bridgelux's philosophy: copying is safe and beneficial to human natural light
 - Will too much or too little blue light overflow affect human health? This requires long-term inspection and testing



Comparing the spectrum of the 6500k D65 standard light source with our Thrive 6500k product, we can see that the blue part of the D65 standard light source is far beyond the natural spectrum.

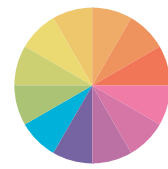


Full spectrum application market

- For classroom lighting, it is necessary to protect eyesight, reduce the harm of blue light, help students improve their learning efficiency, and even apply different learning modes, which requires products to reduce blue light content, high color fidelity, high saturation and continuous spectrum.
- For office lighting, it is necessary to have the functions of high alertness, high apparent finger and physiological rhythm adjustment, to meet the needs of office workers for simplicity, efficiency, comfort, softness, strong color rendering, less blue light, and adjusting the brightness of work and rest.
- Household lighting is mainly warm and white, which can simulate continuous spectrum, reasonable spectral energy distribution can affect the level of melatonin, improve room illuminance, improve brightness uniformity, warm color temperature, enhance color rendering, and reduce glare and light mutation.
- In addition, the lighting used in hospitals is soft and comfortable, which can not only regulate sleep, but also simulate daylight; the lighting used in restaurants has high design, adjustable color temperature and high color rendering, which can make guests feel private and comfortable.

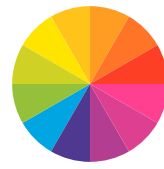
LOOK WHAT THE CAT DRAGGED IN.

CRI 70+



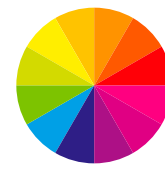
AREA OF APPLICATION
Offices and shops for average use

CRI 80+



AREA OF APPLICATION
Private homes, offices, and sales areas

CRI 90+



AREA OF APPLICATION
Museums, galleries, exquisite dining, and exclusive products in stores

What is UGR?

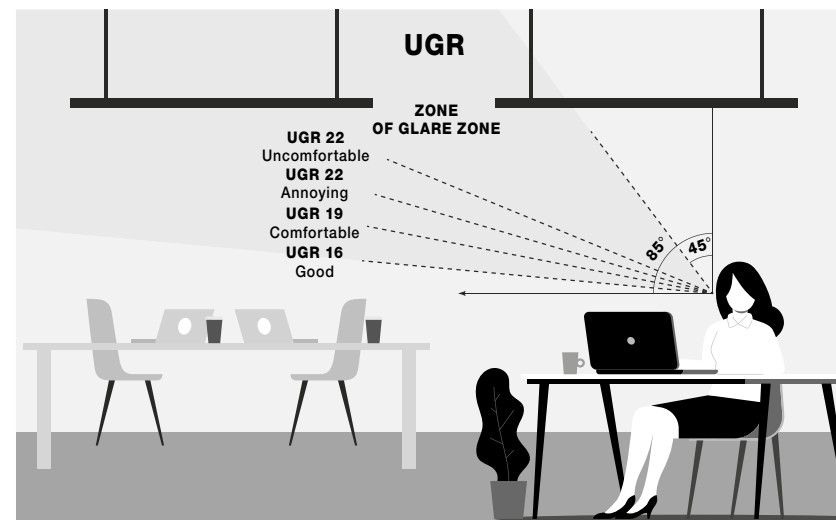
UNIFIED GLARE RATING (UGR)

UGR stands for Unified Glare Rating. It is an objective measure of glare that is used by lighting designers to help control the risk that occupants of a building will experience glare from the artificial lighting.

UGR values range from 40 (extremely high glare) to **5** (very low glare). In most situations, the less glare the better, so a low UGR is better than a high UGR.

International standards such as EN12464 recommend maximum UGRs for different situations. **UGR<19** is recommended for many office and classroom settings.

UGR is measured for an installation, not for a light fitting. However, the design of a light fitting can have a significant impact on the UGR of the installation where it is used.



EELI BUTTONS

Included highly efficient LED boards (cannot be replaced by the end consumer)

LIGHT COLOUR

Neutral White Warm White Cool White

FUNCTIONS & COMFORT

Dimmable Not Dimmable Cut out

DRIVER & BULBS

Driver Included Bulb Excluded Bulb Included LED

Lamp E14 Lamp E27 Lamp G9 Lamp GU10

IP PROTECTION

Protection rating IP20 Protection rating IP32 Protection rating IP44

Protection rating IP54 Protection rating IP65 Protection rating IP67

SWITCHES & SENSORES

This luminaire can be switched on and off by touching the specially designed

NOVA LUCE
www.novaluce.com